

TB 10 Terrace bracket 33050

CE 10/2025

Areas of application:

For the chased fixing of sheathed cables, flexible tubing and conduits, on and under plasterboard.

Installation Guide:

- Drill a 6mm Ø hole
- Insert the TA in the drill-hole
- Click the TB onto the TA
- Put flexible pipes under the TB
- Push the TB tight with your thumb
- Cut the end points of the TB to the desired size

Product details:

Colour	light grey
Content pack/box	50 / 1.000
Clamping range	100 mm

Mounting and usage instructions:

The TB is fixed to the TA support anchor. Several TBs can be fixed to one TA. The fixing of the TBs can be done in several stages.

Product benefits/properties:



The TB provides a secure hold even with different conduits/cables dimensions. Fast cable placement with no plastering.

Technical data:


Material	POM, UV stabilised Temperature range: -20 °C up to +100 °C silicon-free halogen-free
----------	---

Weight per piece 5,60 g

GTIN (EAN)



With the TB in two sizes, Schnabl has in combination with the TA a system for all requirements - on or under plasterboard



Schnabl Stecktechnik GmbH, Bahnhofplatz 1, po box 63, 3100 St. Pölten, Austria
Telephone +43 2742 22167-0, office@schnabl.works, www.schnabl.works

