

CATALOG 2026

Pilot devices, 22 mm

The complete offering



ABB pilot devices are engineered for total reliability. Their innovative design simplify the entire process, from selection to installation.



Pilot devices

The complete offering

OVERVIEW
P.2

**MODULAR
PLASTIC RANGE**
P.13

**MODULAR
METAL RANGE**
P.73

COMPACT RANGE
P.107

**ENCLOSURES
AND ASSEMBLED
STATIONS**
P.141

**LEGEND PLATES
AND TEXT CAPS**
P.157

**EMERGENCY
STOPS**
P.165

**GENERAL
TECHNICAL DATA**
P.179

INDEX
P.182

**MARKETING
MATERIALS**
P. 198

Pilot devices

Reliable in all applications

Whether it is installed in an EV charger or in the testing equipment of an elevator ABB pilot devices will work as a reliable interface for operators. They are designed and tested to withstand extreme environments.



—
01



—
02



—
03

- 01 Elevator
- 02 EV charging
- 03 Marine

A small upgrade that can make a big difference.

Trust is everything. And in industrial environments, it is essential to have human-machine interfaces you can count on. Whenever you start or stop a process, the response must be assured. That’s why ABB pilot devices are designed and engineered to deliver total reliability.

Continuous production, maximum uptime and higher profits require exceptional process reliability.



—
04

When it comes to the safety of your people, dependability is essential.



—
04 Food and beverage
—
05 Marine and ports

—
05

The details matter. Work starts and stops with pilot devices and so does your productivity and safety. Rely on ABB pilot devices to perform when it matters the most.

Pilot devices

Reliable products, easy to select and install



ABB pilot devices are engineered for total reliability. Our products are tested to extremes and proven in the toughest environments. Their innovative design simplify the entire process, from selection to installation. Enclosures and accessories complete the portfolio.



Continuous operation

Engineered for tough environments

ABB pilot devices are designed with protection degree of up to IP69K and 4X, guaranteeing reliability in extreme environments – making ABB pilot devices ideal for use in demanding industries such as construction and food and beverage. An innovative design that automatically cleans contacts ensures high reliability for all products.



Global availability

Simple selection and stock management

ABB's core offering includes the pilot devices most in demand, so product selection is easier, stock management is simpler and product availability is higher.

Support for exporters is world-class, thanks to ABB's standardized global range, certified to comply with all major international standards.



Easy to install

Save time and space

The unique design of ABB's modular ranges enable tool-free installation that is quick and simple. It provides high flexibility for last-minute changes. With its all-in-one construction, the compact range reduces installation space and saves time.

Pilot devices

Reliability that lasts

Continuous operation

Longer lifetime

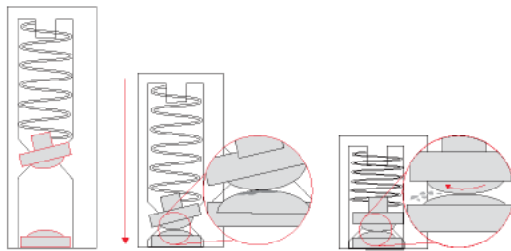
- ABB pilot Devices are engineered and tested to sustain frequent use over time in any environment

High mechanical durability

- Tested to achieve mechanical life time of up to 10 million operations

Ensuring electric connectivity

- Self-cleaning contacts ensure reliable operation without the need for maintenance, increasing uptime



The built-in wiping mechanism cleans the contacts when operated to remove dust and oxidation on the contacts and improve conductivity.

Dust and water proof

All ABB pilot devices are impenetrable to dust and are extremely resistant to water exposure.

IP66

IP66-classed pilot devices can withstand high-pressure water jets and are suitable for tough outdoor use.

IP67

IP67-classed pilot devices can withstand immersion in one metre of water for 30 minutes. They are suitable for use in the harshest environments with water and dust.

IP69K

IP69K pilot devices can withstand both rough treatment and intensive, high-temperature cleaning. They are ideal for environments with high sanitary requirements, such as the food and beverage industry.

Find full test description in general technical data section.

—
01 Mechanical durability test

—
02 Total protection against any kind of dust


—
03 Powerful water jets projected against the front from a distance of 3 meters

Testing that goes beyond the standards



Watch the video

—
Trust ABB to produce products that work in any environment.



01



02



03

Pilot devices

Global quality, local support



Global availability

Available worldwide from ABB

Achieve truly global solutions

- Same products and quality all around the world
- Local support available everywhere with ABB's global distribution network
- All certificates and spare parts available globally.

Always the right solution with the wide range of LEDs

Save time and money on your projects with fewer order codes for your illuminated products.

With supply voltage of 6.3 V DC to 415 V AC for both modular and compact range, ABB covers all the needs with no additional transformers.

Easy to install

Reduce installation time by choosing between the flexible modular ranges and the all-in-one compact range of pilot devices.

Mixing and matching the two ranges enables faster and more flexible purchasing and design. Fastening of the nut is tool-free and most accessories can be used for both ranges.

Modular plastic range

Flexible configuration

A versatile selection of operators with high levels of flexibility and a broad choice of electrical ratings. Find the perfect solution for almost every application.



Modular metal range

Designed for demanding applications

ABB’s modular metal range combines ultimate reliability with the total flexibility of a modular range. For mining, construction and heavy industry applications, find the right solution here.



Compact range

All-in-one solution

The most efficient solution available, reducing installation time and cost. The compact range have the highest level of dust and water resistance on the market.



Pushbuttons



Heavy duty pushbuttons



Mushroom pushbuttons



Emergency stop pushbuttons



Machine stop pushbuttons



Pilot lights



Selector switches



Buzzers

Fewer order codes make selection easy and save time.

All-in-one design makes installation fast.



Improve reliability
Higher protection levels with IP66, IP67 and IP69K classification and 4X (NEMA)

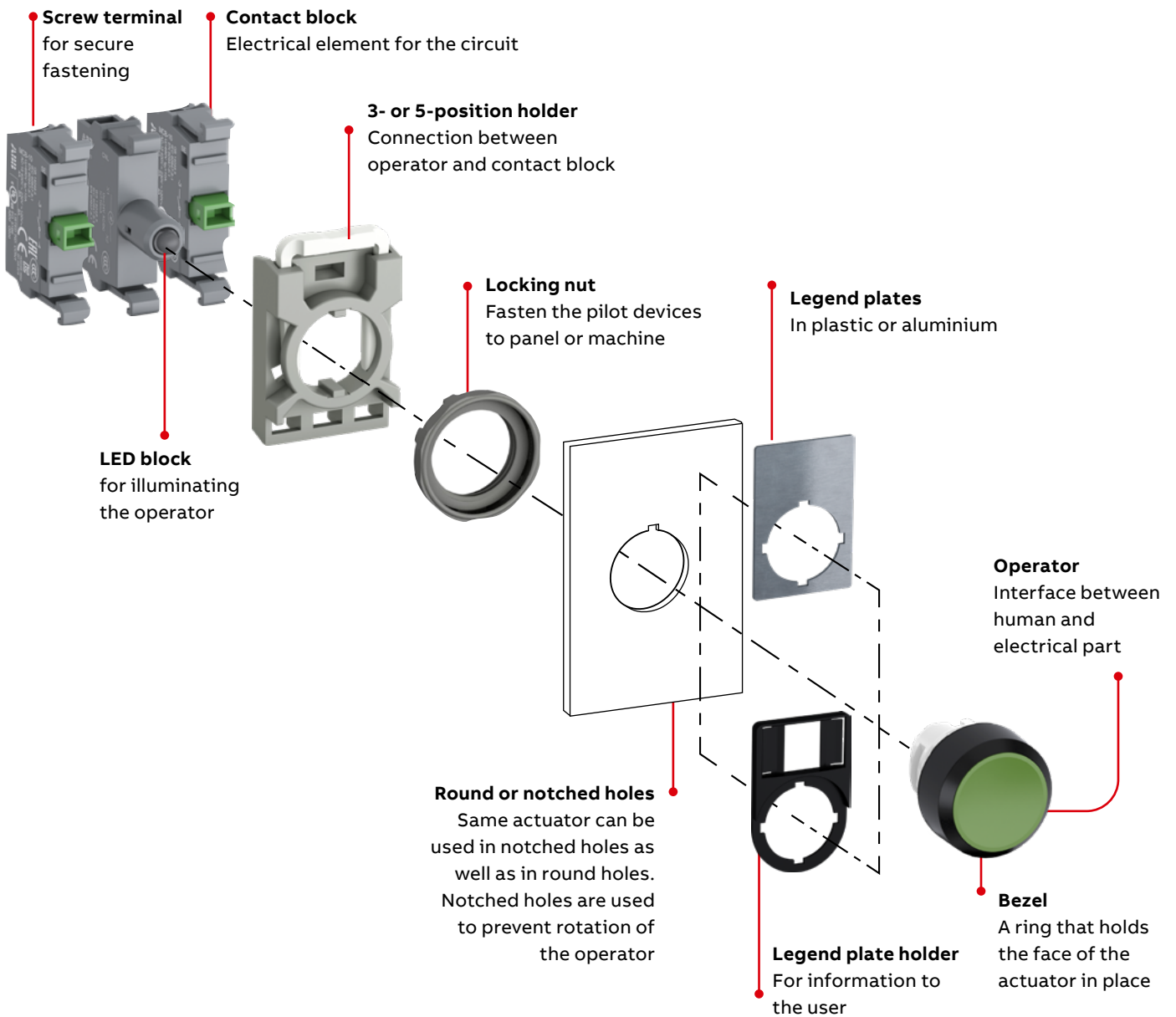
Compact
Just 42 mm built in depth

Pilot devices, 22 mm

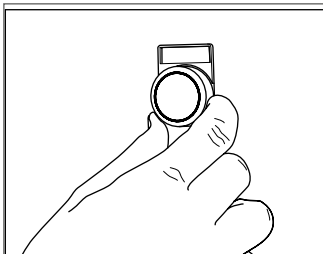
Modular plastic range

14	Mounting instructions
	Ordering details
15	Non-illuminated pushbuttons
20	Illuminated pushbuttons
25	Double pushbuttons
28	Mushroom pushbuttons
29	Emergency stop pushbuttons
31	Machine stop pushbuttons
32	Heavy duty pushbuttons
33	Pilot lights
34	Non-illuminated selector switches
40	Illuminated selector switches
46	Key-operated selector switches
50	Potentiometers
51	Reset pushbuttons
53	Joysticks
54	Toggle switches
	Accessories
55	Contact block configuration
57	Holders and contact blocks
59	LED blocks
61	Other accessories
63	Technical data
69	Drilling plan

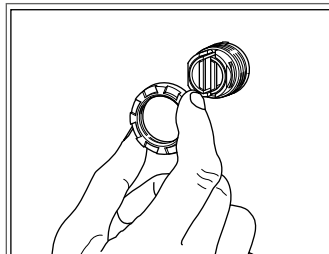
Modular plastic range



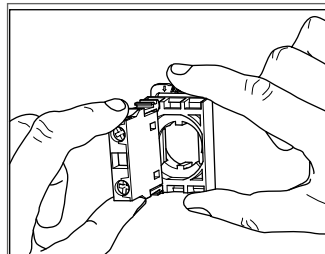
Easy to install



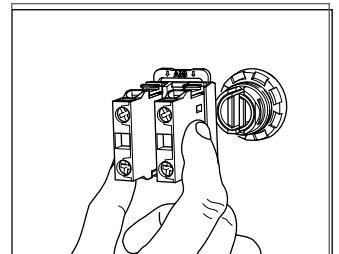
The operator is to be inserted from the front...



...and secured at the back with the nut.

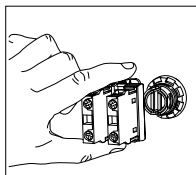
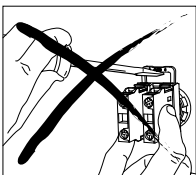


The contact blocks/LED block are then snapped on to the holder...



...and the holder snaps on to the operator.

...and to remove



Press down the spring on the holder and pull the holder from the actuator.

Simple and fast installation



Watch the video

Modular plastic range

Non-illuminated flush pushbuttons



MP1-10R

15FC151004V0001



MP1-10Y

15FC151016V0001



MP1-30L

15FC151031V0001



MP2-10G

15FC151015V0001



MP2-10W

15FC151018V0001



MP2-20B

15FC151029V0001

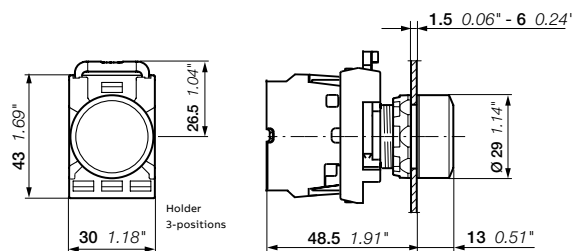
Actuators

Holders and contact blocks are not included.

Operator	Bezel	Type	Order code	Pkg qty	Weight (1 pce) kg
Momentary					
● Red	Black plastic	MP1-10R	1SFA611100R1001	1	0.016
	Chrome plastic	MP1-20R	1SFA611100H1001	100	0.016
	Chrome metal	MP1-30R	1SFA611100R3001	1	0.026
● Green	Black plastic	MP1-10G	1SFA611100R1002	1	0.016
	Chrome plastic	MP1-20G	1SFA611100H1002	100	0.016
	Chrome metal	MP1-30G	1SFA611100R3002	1	0.026
● Yellow	Black plastic	MP1-10Y	1SFA611100R1003	1	0.016
	Chrome plastic	MP1-20Y	1SFA611100R2003	1	0.016
	Chrome metal	MP1-30Y	1SFA611100R3003	1	0.026
● Blue	Black plastic	MP1-10L	1SFA611100R1004	1	0.016
	Chrome plastic	MP1-20L	1SFA611100R2004	1	0.016
	Chrome metal	MP1-30L	1SFA611100R3004	1	0.026
○ White	Black plastic	MP1-10W	1SFA611100R1005	1	0.016
	Chrome plastic	MP1-20W	1SFA611100R2005	1	0.016
	Chrome metal	MP1-30W	1SFA611100R3005	1	0.026
● Black	Black plastic	MP1-10B	1SFA611100R1006	1	0.016
	Chrome plastic	MP1-20B	1SFA611100R2006	1	0.016
	Chrome metal	MP1-30B	1SFA611100R3006	1	0.026
○ Clear	Black plastic	MP1-10C	1SFA611100R1008	1	0.016
	Chrome plastic	MP1-20C	1SFA611100R2008	1	0.016
	Chrome metal	MP1-30C	1SFA611100R3008	1	0.026

Maintained

● Red	Black plastic	MP2-10R	1SFA611101R1001	1	0.016
	Chrome plastic	MP2-20R	1SFA611101H1001	100	0.016
	Chrome metal	MP2-30R	1SFA611101R3001	1	0.026
● Green	Black plastic	MP2-10G	1SFA611101R1002	1	0.016
	Chrome plastic	MP2-20G	1SFA611101H1002	100	0.016
	Chrome metal	MP2-30G	1SFA611101R3002	1	0.026
● Yellow	Black plastic	MP2-10Y	1SFA611101R1003	1	0.016
	Chrome metal	MP2-30Y	1SFA611101R3003	1	0.026
	● Blue	Black plastic	MP2-10L	1SFA611101R1004	1
Chrome plastic		MP2-20L	1SFA611101R2004	1	0.016
Chrome metal		MP2-30L	1SFA611101R3004	1	0.026
○ White	Black plastic	MP2-10W	1SFA611101R1005	1	0.016
	Chrome plastic	MP2-20W	1SFA611101R2005	1	0.016
● Black	Black plastic	MP2-10B	1SFA611101R1006	1	0.016
	Chrome plastic	MP2-20B	1SFA611101R2006	1	0.016
	Chrome metal	MP2-30B	1SFA611101R3006	1	0.026
○ Clear	Black plastic	MP2-10C	1SFA611101R1008	1	0.016



MP1, MP2

Dimensions (mm, inches)

Modular plastic range

Non-illuminated flush pushbuttons

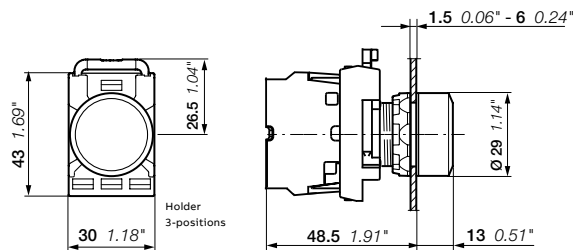
02



Complete units

Includes actuator, holder and contact blocks.

Operator	Bezel	Type	Order code	Contacts	Pkg qty	Weight (1 pce) kg
Momentary						
● Red	Black plastic	MP1-40R-10	1SFA611100R4011	10	1	0.030
		MP1-40R-20	1SFA611100R4021	20	1	0.042
		MP1-40R-01	1SFA611100R4041	01	1	0.030
		MP1-40R-11	1SFA611100R4071	11	1	0.042
	Chrome metal	MP1-60R-01	1SFA611100R6041	01	1	0.043
		MP1-60R-11	1SFA611100R6071	11	1	0.055
● Green	Black plastic	MP1-40G-10	1SFA611100R4012	10	1	0.030
		MP1-40G-20	1SFA611100R4022	20	1	0.042
		MP1-40G-11	1SFA611100R4072	11	1	0.042
		Chrome metal	MP1-60G-10	1SFA611100R6012	10	1
MP1-60G-11	1SFA611100R6072		11	1	0.055	
● Yellow	Black plastic	MP1-40Y-10	1SFA611100R4013	10	1	0.030
		MP1-40Y-20	1SFA611100R4023	20	1	0.042
	Chrome metal	MP1-60Y-11	1SFA611100R6073	11	1	0.055
● Blue	Black plastic	MP1-40L-10	1SFA611100R4014	10	1	0.030
○ White	Black plastic	MP1-40W-10	1SFA611100R4015	10	1	0.030
		MP1-40W-20	1SFA611100R4025	20	1	0.042
		MP1-40W-11	1SFA611100R4075	11	1	0.042
● Black	Black plastic	MP1-40B-10	1SFA611100R4016	10	1	0.030
		MP1-40B-20	1SFA611100R4026	20	1	0.042
		MP1-40B-01	1SFA611100R4046	01	1	0.030
		MP1-40B-11	1SFA611100R4076	11	1	0.042



MP1, MP2

Dimensions (mm, inches)

Modular plastic range

Non-illuminated flush pushbuttons



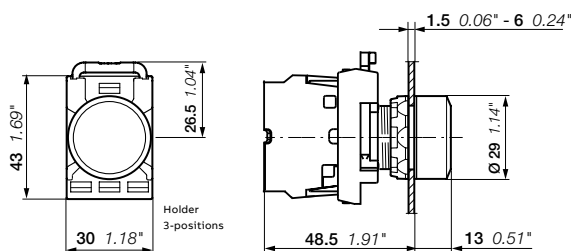
Engraved actuators

Holder and contact blocks are not included.

Operator	Bezel	Marking	Type	Order code	Pkg qty	Weight (1 pce) kg		
Momentary								
● Red	Black plastic	I	MP1-7011	1SFA611100R7011	1	0.016		
		O	MP1-7031	1SFA611100R7031	1	0.016		
		STOP	MP1-7081	1SFA611100R7081	1	0.016		
	Chrome plastic	O	MP1-7127	1SFA611100R7127	1	0.016		
		● Green	I	MP1-7012	1SFA611100R7012	1	0.016	
			II	MP1-7022	1SFA611100R7022	1	0.016	
	● Green	Black plastic	START	MP1-7059	1SFA611100R7059	1	0.016	
			↑	MP1-7202	1SFA611100R7202	1	0.016	
			→	MP1-7042	1SFA611100R7042	1	0.016	
			I	MP1-7128 *	1SFA611100R7128	1	0.016	
● Yellow	Black plastic	⚠	MP9-1203	1SFA611199R1203	1	0.016		
		● Blue	Black plastic	R	MP1-7144	1SFA611100R7144	1	0.016
● Blue	Black plastic	RESET		MP1-7154	1SFA611100R7154	1	0.016	
			MP9-1198	1SFA611199R1198	1	0.016		
		↔	MP9-1201	1SFA611199R1201	1	0.016		
		↕	MP9-1205	1SFA611199R1205	1	0.016		
		○ White	Black plastic	I	MP1-7015	1SFA611100R7015	1	0.016
				O	MP1-7035	1SFA611100R7035	1	0.016
				↑	MP1-7205	1SFA611100R7205	1	0.016
				→	MP9-1202	1SFA611199R1202	1	0.016
				↑	MP9-1204	1SFA611199R1204	1	0.016
		● Black	Chrome metal	↑	MP9-1224	1SFA611199R1224	1	0.016
● Black	Black plastic			I	MP1-7016	1SFA611100R7016	1	0.016
		O	MP1-7036	1SFA611100R7036	1	0.016		
		RESET	MP1-7156	1SFA611100R7156	1	0.016		
		↑	MP1-7206	1SFA611100R7206	1	0.016		
		↓	MP1-7009	1SFA611100R7009	1	0.016		
			MP1-7108	1SFA611100R7108	1	0.016		
		↓	MP9-1197	1SFA611199R1197	1	0.016		
		→	MP9-1200	1SFA611199R1200	1	0.016		
Chrome plastic	Black plastic	↑	MP1-7129	1SFA611100R7129	1	0.016		
		↑	MP9-1225	1SFA611199R1225	1	0.016		
Chrome metal	Black plastic	↑	MP9-1225	1SFA611199R1225	1	0.016		

All arrows direction can be turned 180 degrees except the curve arrow. MP1-7128 is for vertical mounting (i.e. horizontal slot on the back of the button).

* MP1-7128 is for vertical mounting (i.e. horizontal slot on the back of the button).



MP1, MP2

Dimensions (mm, inches)

Modular plastic range

Non-illuminated extended pushbuttons



MP3-10R

1SFC151006V0001



MP3-20Y

1SFC151028V0001



MP3-10W

1SFC151013V0001



MP3-10C

1SFC151383V0001



MP4-10G

1SFC151012V0001



MP4-10L

1SFC151019V0001



MP4-10B

1SFC151011V0001



MP3-40G-20

1SFC151012V0001



MP3-40W-20

1SFC151019V0001



MP3-40B-01

1SFC151019V0001

Actuators

Holders and contact blocks are not included.

Operator	Bezel	Type	Order code	Pkg qty	Weight (1 pce) kg
Momentary					
● Red	Black plastic	MP3-10R	1SFA611102R1001	1	0.016
	Chrome plastic	MP3-20R	1SFA611102R2001	1	0.016
	Chrome metal	MP3-30R	1SFA611102R3001	1	0.026
● Green	Black plastic	MP3-10G	1SFA611102R1002	1	0.016
	Chrome plastic	MP3-20G	1SFA611102R2002	1	0.016
	Chrome metal	MP3-30G	1SFA611102R3002	1	0.026
● Yellow	Black plastic	MP3-10Y	1SFA611102R1003	1	0.016
	Chrome plastic	MP3-20Y	1SFA611102R2003	1	0.016
	Chrome metal	MP3-30Y	1SFA611102R3003	1	0.026
● Blue	Black plastic	MP3-10L	1SFA611102R1004	1	0.016
	Chrome plastic	MP3-20L	1SFA611102R2004	1	0.016
	Chrome metal	MP3-30L	1SFA611102R3004	1	0.026
○ White	Black plastic	MP3-10W	1SFA611102R1005	1	0.016
	Chrome plastic	MP3-20W	1SFA611102R2005	1	0.016
	Chrome metal	MP3-30W	1SFA611102R3005	1	0.026
● Black	Black plastic	MP3-10B	1SFA611102R1006	1	0.016
	Chrome plastic	MP3-20B	1SFA611102R2006	1	0.016
	Chrome metal	MP3-30B	1SFA611102R3006	1	0.026
○ Clear	Black plastic	MP3-10C	1SFA611102R1008	1	0.016

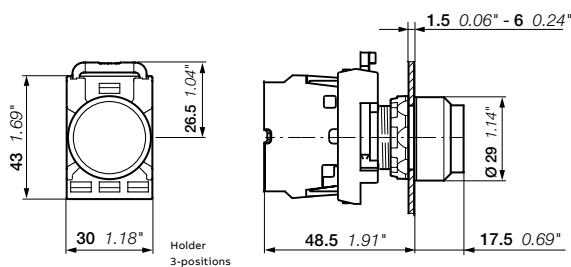
Maintained

● Red	Black plastic	MP4-10R	1SFA611103R1001	1	0.016
	Chrome plastic	MP4-20R	1SFA611103R2001	1	0.016
● Green	Black plastic	MP4-10G	1SFA611103R1002	1	0.016
	Chrome plastic	MP4-20Y	1SFA611103R2003	1	0.016
● Yellow	Black plastic	MP4-10Y	1SFA611103R1003	1	0.016
	Chrome plastic	MP4-20Y	1SFA611103R2003	1	0.016
● Blue	Black plastic	MP4-10L	1SFA611103R1004	1	0.016
	Chrome plastic	MP4-20L	1SFA611103R2004	1	0.016
○ White	Black plastic	MP4-10W	1SFA611103R1005	1	0.016
● Black	Black plastic	MP4-10B	1SFA611103R1006	1	0.016
○ Clear	Black plastic	MP4-10C	1SFA611103R1008	1	0.016

Operator	Bezel	Type	Order code	Contacts	Pkg qty	Weight (1 pce) kg
----------	-------	------	------------	----------	---------	-------------------

Momentary complete units

● Green	Black plastic	MP3-40G-20	1SFA611102R4022	2 0	1	0.042
○ White	Black plastic	MP3-40W-20	1SFA611102R4025	2 0	1	0.042
● Black	Black plastic	MP3-40B-01	1SFA611102R4046	0 1	1	0.030



MP3, MP4

Dimensions (mm, inches)

Modular plastic range

Non-illuminated extended pushbuttons



1SFCL51353V0001

MP3-7031



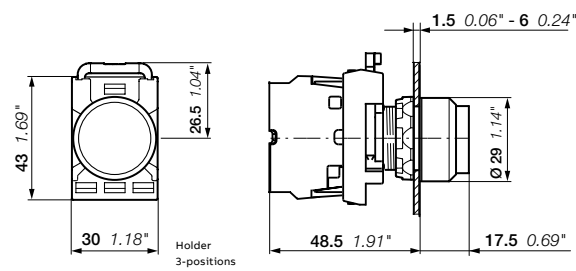
1SFCL51013V0001

MP3-7036

Engraved actuators

Holder and contact blocks are not included.

Operator	Bezel	Marking	Type	Order code	Pkg qty	Weight (1 pce) kg
Momentary						
● Red	Black plastic	O	MP3-7031	1SFA611102R7031	1	0.016
● Black	Black plastic	O	MP3-7036	1SFA611102R7036	1	0.016



MP3, MP4
Dimensions (mm, inches)

Modular plastic range

Illuminated flush pushbuttons



MP1-31G



MP1-11Y



MP1-21L



MP1-31R



MP2-11L



MP2-11C

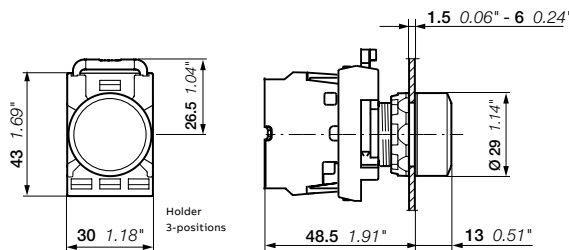
Actuators

Holders, contact blocks and LED blocks are not included. Select suitable MLBL LED block according to your application. See page 58-59.

Operator	Bezel	Type	Order code	Pkg qty	Weight (1 pce) kg
Momentary					
● Red	Black plastic	MP1-11R	1SFA611100R1101	1	0.016
	Chrome plastic	MP1-21R	1SFA611100H1101	100	0.016
	Chrome metal	MP1-31R	1SFA611100R3101	1	0.026
● Green	Black plastic	MP1-11G	1SFA611100R1102	1	0.016
	Chrome plastic	MP1-21G	1SFA611100H1102	100	0.016
	Chrome metal	MP1-31G	1SFA611100R3102	1	0.026
● Yellow	Black plastic	MP1-11Y	1SFA611100R1103	1	0.016
	Chrome plastic	MP1-21Y	1SFA611100H1103	100	0.016
	Chrome metal	MP1-31Y	1SFA611100R3103	1	0.026
● Blue	Black plastic	MP1-11L	1SFA611100R1104	1	0.016
	Chrome plastic	MP1-21L	1SFA611100R2104	1	0.016
	Chrome metal	MP1-31L	1SFA611100R3104	1	0.026
○ White	Black plastic	MP1-11W	1SFA611100R1105	1	0.016
	Chrome plastic	MP1-21W	1SFA611100H1105	100	0.016
	Chrome metal	MP1-31W	1SFA611100R3105	1	0.026
○ Clear	Black plastic	MP1-11C	1SFA611100R1108	1	0.016
	Chrome plastic	MP1-21C	1SFA611100R2108	1	0.016
	Chrome metal	MP1-31C	1SFA611100R3108	1	0.026

Maintained

● Red	Black plastic	MP2-11R	1SFA611101R1101	1	0.016
	Chrome plastic	MP2-21R	1SFA611101R2101	1	0.016
	Chrome metal	MP2-31R	1SFA611101R3101	1	0.026
● Green	Black plastic	MP2-11G	1SFA611101R1102	1	0.016
	Chrome plastic	MP2-21G	1SFA611101R2102	1	0.016
	Chrome metal	MP2-31G	1SFA611101R3102	1	0.026
● Yellow	Black plastic	MP2-11Y	1SFA611101R1103	1	0.016
	Chrome plastic	MP2-21Y	1SFA611101R2103	1	0.016
	Chrome metal	MP2-31Y	1SFA611101R3103	1	0.026
● Blue	Black plastic	MP2-11L	1SFA611101R1104	1	0.016
	Chrome plastic	MP2-21L	1SFA611101R2104	1	0.016
	Chrome metal	MP2-31L	1SFA611101R3104	1	0.026
○ White	Black plastic	MP2-11W	1SFA611101R1105	1	0.016
	Chrome plastic	MP2-21W	1SFA611101R2105	1	0.016
	Chrome metal	MP2-31W	1SFA611101R3105	1	0.026
○ Clear	Black plastic	MP2-11C	1SFA611101R1108	1	0.016
	Chrome metal	MP2-31C	1SFA611101R3108	1	0.026



MP1, MP2

Dimensions (mm, inches)

Modular plastic range

Illuminated flush pushbuttons



MPI-41R-10

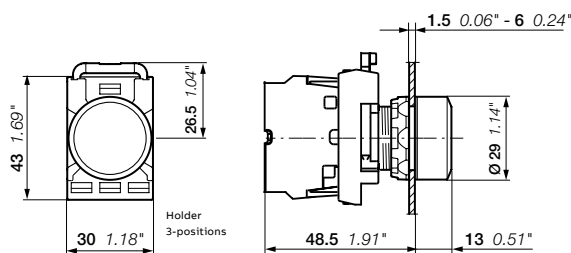


MPI-41Y-11

Complete units

Includes actuator, holder and contact blocks. Please note that LED blocks are not included. Select suitable MLBL LED block according to your application. See page 58-59.

Operator	Bezel	Type	Order code	Contacts	Pkg qty	Weight (1 pce) kg
Momentary						
● Red	Black plastic	MP1-41R-10	1SFA611100R4111	1 0	1	0.037
		MP1-41R-01	1SFA611100R4141	0 1	1	0.037
		MP1-41R-11	1SFA611100R4171	1 1	1	0.042
● Green	Black plastic	MP1-41G-10	1SFA611100R4112	1 0	1	0.037
		MP1-41G-01	1SFA611100R4142	0 1	1	0.037
		MP1-41G-11	1SFA611100R4172	1 1	1	0.042
● Yellow	Black plastic	MP1-41Y-10	1SFA611100R4113	1 0	1	0.037
		MP1-41Y-01	1SFA611100R4143	0 1	1	0.037
		MP1-41Y-11	1SFA611100R4173	1 1	1	0.042
● Blue	Black plastic	MP1-41L-10	1SFA611100R4114	1 0	1	0.037
		MP1-41L-11	1SFA611100R4174	1 1	1	0.042
○ White	Black plastic	MP1-41W-10	1SFA611100R4115	1 0	1	0.037
		MP1-41W-11	1SFA611100R4175	1 1	1	0.042
○ Clear	Black plastic	MP1-41C-10	1SFA611100R4118	1 0	1	0.037
		MP1-41C-11	1SFA611100R4178	1 1	1	0.042
Maintained						
● Red	Black plastic	MP2-41R-10	1SFA611101R4111	1 0	1	0.037
		MP2-41R-11	1SFA611101R4171	1 1	1	0.043
● Green	Black plastic	MP2-41G-10	1SFA611101R4112	1 0	1	0.037
		MP2-41G-11	1SFA611101R4172	1 1	1	0.043



MP1, MP2

Dimensions (mm, inches)

Modular plastic range

Illuminated flush pushbuttons



1SFA61100R7038

MP1-7038



1SFA61100R7014

MP1-7014



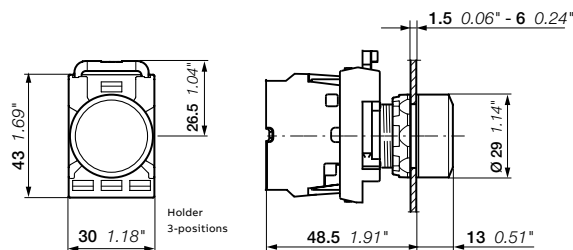
1SFA61101R7120

MP2-7120

Engraved actuators

Holders, contact blocks and LED blocks are not included. Select suitable MLBL LED block according to your application. See page 58-59.

Operator	Bezel	Marking	Type	Order code	Pkg qty	Weight (1 pce) kg
Momentary						
● Red	Black plastic	O	MP1-7038	1SFA61100R7038	1	0.016
● Green	Black plastic	I	MP1-7014	1SFA61100R7014	1	0.016
○ White	Black plastic	I	MP1-7019	1SFA61100R7019	1	0.016
Maintained						
○ Clear	Black plastic	☀	MP2-7120	1SFA61101R7120	1	0.016



MP1, MP2

Dimensions (mm, inches)

Modular plastic range

Illuminated extended pushbuttons



MP3-11R



MP3-31G



MP3-11W



MP4-11Y



MP4-31L



MP4-21C

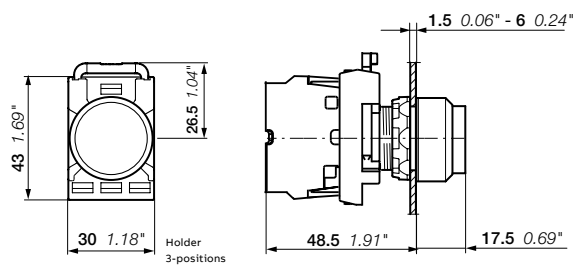
Actuators

Holders, contact blocks and LED blocks are not included. Select suitable MLBL LED block according to your application. See page 58-59.

Operator	Bezel	Type	Order code	Pkg qty	Weight (1 pce) kg
Momentary					
● Red	Black plastic	MP3-11R	1SFA611102R1101	1	0.016
	Chrome plastic	MP3-21R	1SFA611102R2101	1	0.016
	Chrome metal	MP3-31R	1SFA611102R3101	1	0.026
● Green	Black plastic	MP3-11G	1SFA611102R1102	1	0.016
	Chrome plastic	MP3-21G	1SFA611102R2102	1	0.016
	Chrome metal	MP3-31G	1SFA611102R3102	1	0.026
● Yellow	Black plastic	MP3-11Y	1SFA611102R1103	1	0.016
	Chrome plastic	MP3-21Y	1SFA611102R2103	1	0.016
	Chrome metal	MP3-31Y	1SFA611102R3103	1	0.026
● Blue	Black plastic	MP3-11L	1SFA611102R1104	1	0.016
	Chrome plastic	MP3-21L	1SFA611102R2104	1	0.016
	Chrome metal	MP3-31L	1SFA611102R3104	1	0.026
○ White	Black plastic	MP3-11W	1SFA611102R1105	1	0.016
	Chrome plastic	MP3-21W	1SFA611102R2105	1	0.016
	Chrome metal	MP3-31W	1SFA611102R3105	1	0.026
○ Clear	Black plastic	MP3-11C	1SFA611102R1108	1	0.016
	Chrome metal	MP3-31C	1SFA611102R3108	1	0.026

Maintained

● Red	Black plastic	MP4-11R	1SFA611103R1101	1	0.016
	Chrome plastic	MP4-21R	1SFA611103R2101	1	0.016
	Chrome metal	MP4-31R	1SFA611103R3101	1	0.026
● Green	Black plastic	MP4-11G	1SFA611103R1102	1	0.016
	Chrome plastic	MP4-21G	1SFA611103R2102	1	0.016
	Chrome metal	MP4-31G	1SFA611103R3102	1	0.026
● Yellow	Black plastic	MP4-11Y	1SFA611103R1103	1	0.016
	Chrome plastic	MP4-21Y	1SFA611103R2103	1	0.016
● Blue	Black plastic	MP4-11L	1SFA611103R1104	1	0.016
	Chrome plastic	MP4-21L	1SFA611103R2104	1	0.016
	Chrome metal	MP4-31L	1SFA611103R3104	1	0.026
○ White	Black plastic	MP4-11W	1SFA611103R1105	1	0.016
	Chrome plastic	MP4-21W	1SFA611103R2105	1	0.016
○ Clear	Black plastic	MP4-11C	1SFA611103R1108	1	0.016
	Chrome metal	MP4-31C	1SFA611103R3108	1	0.026



MP3, MP4

Dimensions (mm, inches)

Modular plastic range

Illuminated extended pushbuttons



MP3-41R-11



MP3-41G-10



MP3-7040

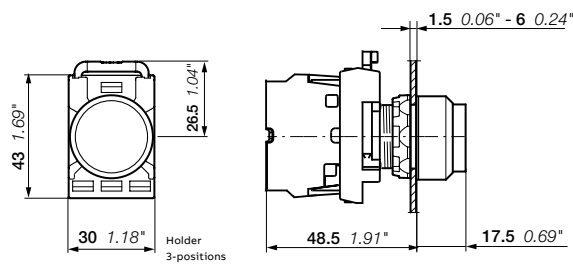
Complete units

Includes actuator, holder and contact blocks. Note that LED blocks are not included. Select the LED block MLBL according to application. For LED block details please see page 58-59.

Operator	Bezel	Type	Order code	Contacts	Pkg qty	Weight (1 pce) kg
Momentary						
● Red	Black plastic	MP3-41R-11	1SFA611102R4171	1 1	1	0.051
● Green	Black plastic	MP3-41G-10	1SFA611103R4112	1 0	1	0.037
		MP3-41G-11	1SFA611102R4172	1 1	1	0.051
● Yellow	Black plastic	MP3-41Y-10	1SFA611102R4113	1 0	1	0.037
Maintained						
● Green	Black plastic	MP4-41G-10	1SFA611103R4112	1 0	1	0.037

Engraved actuators (operator only)

Operator	Bezel	Marking	Type	Order code	Pkg qty	Weight (1 pce) kg
Momentary						
○ White	Black plastic	○	MP3-7040	1SFA611102R7040	1	0.016



MP3, MP4

Dimensions (mm, inches)

Modular plastic range

Non-illuminated double pushbuttons momentary



MPD1-11B



MPD5-11B



MPD13-11B



MPD15-11B



MA1-8139

Actuators

Holders and contact blocks are not included.

Operator upper button	Operator lower button	Type	Order code	Pkg qty	Weight (1 pce) kg
-----------------------	-----------------------	------	------------	---------	-------------------

Flush pushbutton

Green	Red	Type	Order code	Pkg qty	Weight (1 pce) kg
No text	No text	MPD1-11B	1SFA611130R1106	1	0.025
I	O	MPD2-11B	1SFA611131R1106	1	0.025
ON	OFF	MPD3-11B	1SFA611132R1106	1	0.025
START	STOP	MPD4-11B	1SFA611133R1106	1	0.025

White	Black	Type	Order code	Pkg qty	Weight (1 pce) kg
No text	No text	MPD5-11B	1SFA611134R1106	1	0.025
I	O	MPD6-11B	1SFA611135R1106	1	0.025
ON	OFF	MPD7-11B	1SFA611136R1106	1	0.025
↑	↓	MP9-1232	1SFA611199R1232	1	0.025

Black	Red	Type	Order code	Pkg qty	Weight (1 pce) kg
No text	No text	MPD9-11B	1SFA611138R1106	1	0.025

Extended lower pushbutton

Green	Red	Type	Order code	Pkg qty	Weight (1 pce) kg
No text	No text	MPD12-11B	1SFA611141R1106	1	0.025
I	O	MPD13-11B	1SFA611142R1106	1	0.025
ON	OFF	MPD14-11B	1SFA611143R1106	1	0.025
START	STOP	MPD15-11B	1SFA611144R1106	1	0.025

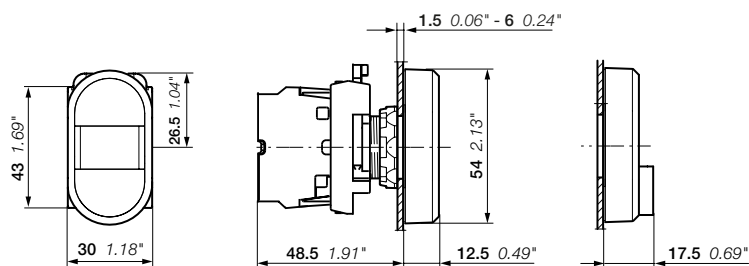
White	Black	Type	Order code	Pkg qty	Weight (1 pce) kg
No text	No text	MPD16-11B	1SFA611145R1106	1	0.025
I	O	MPD17-11B	1SFA611146R1106	1	0.025
START	STOP	MPD19-11B	1SFA611148R1106	1	0.025

Accessories

Legend plate holder

2-position	MA1-8139	1SFA611920R8139	10	0.030
------------	----------	-----------------	----	-------

Note: Insert not included. Suitable for insert size 27 x 15 mm. Refer to Legend plates section.



MPD

Dimensions (mm, inches)

Modular plastic range

Illuminated double pushbuttons momentary - Flush lower button



MPD4-11C



MPD5-11C



MPD2-11R



MPD3-11G



MA1-8139

Actuators

Holders, contact blocks and LED blocks are not included. Select the LED block MLBL according to application. For LED block details please see page 58-59.

Operator upper button	Operator lower button	Type	Order code	Pkg qty	Weight (1 pce) kg
-----------------------	-----------------------	------	------------	---------	-------------------

Clear light indicator

● Green		● Red			
No text	No text	MPD1-11C	1SFA611130R1108	1	0.025
I	0	MPD2-11C	1SFA611131R1108	1	0.025
ON	OFF	MPD3-11C	1SFA611132R1108	1	0.025
START	STOP	MPD4-11C	1SFA611133R1108	1	0.025
○ White		● Black			
No text	No text	MPD5-11C	1SFA611134R1108	1	0.025
I	0	MPD6-11C	1SFA611135R1108	1	0.025
START	STOP	MPD8-11C	1SFA611137R1108	1	0.025
↑	↓	MP9-1232	1SFA611199R1232	1	0.025

Red light indicator

● Green		● Red			
No text	No text	MPD1-11R	1SFA611130R1101	1	0.025
I	0	MPD2-11R	1SFA611131R1101	1	0.025
ON	OFF	MPD3-11R	1SFA611132R1101	1	0.025
START	STOP	MPD4-11R	1SFA611133R1101	1	0.025
○ White		● Black			
No text	No text	MPD5-11R	1SFA611134R1101	1	0.025

Green light indicator

● Green		● Red			
No text	No text	MPD1-11G	1SFA611130R1102	1	0.025
I	0	MPD2-11G	1SFA611131R1102	1	0.025
ON	OFF	MPD3-11G	1SFA611132R1102	1	0.025
START	STOP	MPD4-11G	1SFA611133R1102	1	0.025
○ White		● Black			
No text	No text	MPD5-11G	1SFA611134R1102	1	0.025
I	0	MPD6-11G	1SFA611135R1102	1	0.025
ON	OFF	MPD7-11G	1SFA611136R1102	1	0.025

Yellow light indicator

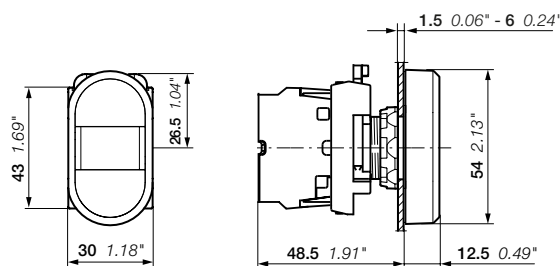
● Green		● Red			
No text	No text	MPD1-11Y	1SFA611130R1103	1	0.025
I	0	MPD2-11Y	1SFA611131R1103	1	0.025
ON	OFF	MPD3-11Y	1SFA611132R1103	1	0.025
START	STOP	MPD4-11Y	1SFA611133R1103	1	0.025
○ White		● Black			
No text	No text	MPD5-11Y	1SFA611134R1103	1	0.025

Accessories

Legend plate holder

2-position	MA1-8139	1SFA611920R8139	10	0.030
------------	----------	-----------------	----	-------

Note: Insert not included. Suitable for insert size 27 x 15 mm. Refer to Legend plates section.



MPD

Dimensions (mm, inches)

Modular plastic range

Illuminated double pushbuttons momentary - Extended lower button



MPD12-11C



MPD14-11C



MDP13-11R



MDP14-11G



MDP12-11Y



MA1-8139

Actuators

Holders, contact blocks and LED blocks are not included. Select the LED block MLBL according to application. For LED block details please see page 58-59.

Operator upper button	Operator lower button	Type	Order code	Pkg qty	Weight (1 pce) kg
-----------------------	-----------------------	------	------------	---------	-------------------

Clear light indicator

Green	Red	Type	Order code	Pkg qty	Weight (1 pce) kg
No text	No text	MPD12-11C	1SFA611141R1108	1	0.025
I	0	MPD13-11C	1SFA611142R1108	1	0.025
ON	OFF	MPD14-11C	1SFA611143R1108	1	0.025
START	STOP	MPD15-11C	1SFA611144R1108	1	0.025
White	Black	Type	Order code	Pkg qty	Weight (1 pce) kg
No text	No text	MPD16-11C	1SFA611145R1108	1	0.025
I	0	MPD17-11C	1SFA611146R1108	1	0.025
START	STOP	MPD19-11C	1SFA611148R1108	1	0.025

Red light indicator

Green	Red	Type	Order code	Pkg qty	Weight (1 pce) kg
No text	No text	MPD12-11R	1SFA611141R1101	1	0.025
I	0	MPD13-11R	1SFA611142R1101	1	0.025
ON	OFF	MPD14-11R	1SFA611143R1101	1	0.025
START	STOP	MPD15-11R	1SFA611144R1101	1	0.025
White	Black	Type	Order code	Pkg qty	Weight (1 pce) kg
No text	No text	MPD16-11R	1SFA611145R1101	1	0.025

Green light indicator

Green	Red	Type	Order code	Pkg qty	Weight (1 pce) kg
No text	No text	MPD12-11G	1SFA611141R1102	1	0.025
I	0	MPD13-11G	1SFA611142R1102	1	0.025
ON	OFF	MPD14-11G	1SFA611143R1102	1	0.025
START	STOP	MPD15-11G	1SFA611144R1102	1	0.025
White	Black	Type	Order code	Pkg qty	Weight (1 pce) kg
No text	No text	MPD16-11G	1SFA611145R1102	1	0.025
I	0	MPD17-11G	1SFA611146R1102	1	0.025
START	STOP	MPD19-11G	1SFA611148R1102	1	0.025

Yellow light indicator

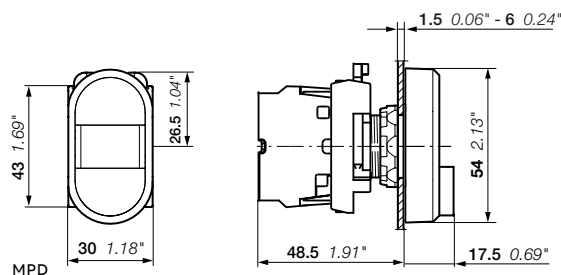
Green	Red	Type	Order code	Pkg qty	Weight (1 pce) kg
No text	No text	MPD12-11Y	1SFA611141R1103	1	0.025
I	0	MPD13-11Y	1SFA611142R1103	1	0.025
ON	OFF	MPD14-11Y	1SFA611143R1103	1	0.025
START	STOP	MPD15-11Y	1SFA611144R1103	1	0.025
White	Black	Type	Order code	Pkg qty	Weight (1 pce) kg
No text	No text	MPD16-11Y	1SFA611145R1103	1	0.025

Accessories

Legend plate holder

2-position	MA1-8139	1SFA611920R8139	10	0.030
------------	----------	-----------------	----	-------

Note: Insert not included. Suitable for insert size 27 x 15 mm. Refer to Legend plates section.



Dimensions (mm, inches)

Modular plastic range

Mushroom pushbuttons momentary

02



1SFC151007V0001

MPM1-10G



1SFC151010V0001

MPM1-10B



1SFC151073V0001

MPM2-10R



1SFC151074V0001

MPM2-10Y



1SFC151173V0001

MPM1-11G



1SFC151155V0001

MPM2-11R

Non illuminated actuators

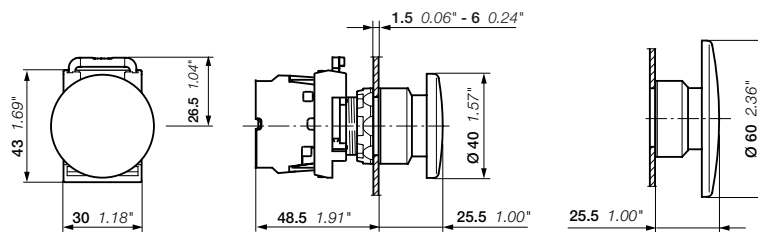
Holders and contact blocks are not included.

Operator	Type	Order code	Pkg qty	Weight (1 pce) kg
Ø 40 mm				
● Red	MPM1-10R	1SFA611124R1001	1	0.018
● Green	MPM1-10G	1SFA611124R1002	1	0.018
● Yellow	MPM1-10Y	1SFA611124R1003	1	0.018
● Black	MPM1-10B	1SFA611124R1006	1	0.018
Ø 60 mm				
● Red	MPM2-10R	1SFA611125R1001	1	0.020
● Yellow	MPM2-10Y	1SFA611125R1003	1	0.020
● Black	MPM2-10B	1SFA611125R1006	1	0.020

Illuminated actuators

Holders, contact blocks and LED blocks are not included.

Operator	Type	Order code	Pkg qty	Weight (1 pce) kg
Ø 40 mm				
● Red	MPM1-11R	1SFA611124R1101	1	0.018
● Green	MPM1-11G	1SFA611124R1102	1	0.018
● Yellow	MPM1-11Y	1SFA611124R1103	1	0.018
Ø 60 mm				
● Red	MPM2-11R	1SFA611125R1101	1	0.020
● Yellow	MPM2-11Y	1SFA611125R1103	1	0.020




MPM1, MPM2


Dimensions (mm, inches)


Modular plastic range

Emergency stop pushbuttons




Non illuminated actuators

Holders and contact blocks are not included. The emergency stop pushbuttons without marking or with symbol  conform to the standard EN IEC 60947-5-5, Safety of machinery EN ISO 13850, IEC 60204-1 and to Machinery Directive 2006/42/EC.

Operator	Marking	Release method	Type	Order code	Pkg qty	Weight (1 pce) kg
Ø 30 mm						
● Red		Twist release	MPET3-10R	1SFA611520R1001	1	0.036
				1SFA611520H1001	100	0.036
● Red		Pull release	MPEP3-10R	1SFA611521R1001	1	0.036
● Red		Key code 455	MPEK3-11R	1SFA611522R1101	1	0.065
● Red		Key code 421	MPEK3-12R	1SFA611522R1201	1	0.065
● Red		Key code 3433-E	MPEK3-13R	1SFA611522R1301	1	0.065
Ø 40 mm						
● Red		Twist release	MPET4-10R	1SFA611523R1001	1	0.036
				1SFA611523H1001	100	0.036
● Red		Twist release	MPET4-1018	1SFA611599R1018	1	0.036
● Red	EMO	Twist release	MPET4-1021	1SFA611599R1021	1	0.036
● Red		Pull release	MPEP4-10R	1SFA611524R1001	1	0.036
● Red		Key code 455	MPEK4-11R	1SFA611525R1101	1	0.065
● Red		Key code 421	MPEK4-12R	1SFA611525R1201	1	0.065
● Red		Key code 3433-E	MPEK4-13R	1SFA611525R1301	1	0.065
Ø 60 mm						
● Red		Twist release	MPMT4-10R	1SFA611513R1001	1	0.048
● Red		Pull release	MPMP4-10R	1SFA611514R1001	1	0.048

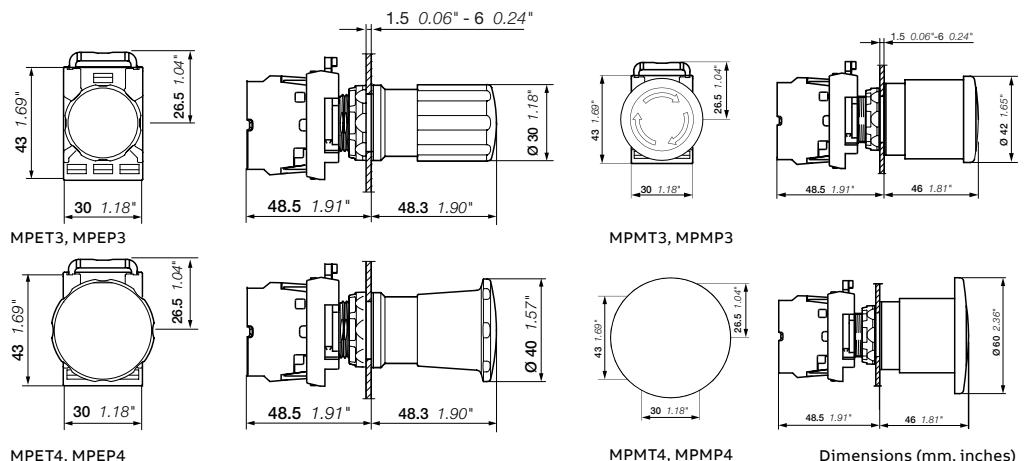
Illuminated actuators

Holders, contact blocks and LED blocks are not included. Select the LED block MLBL according to application. Details for LED block MLBL please see page 58-59.




Operator	Release method	Type	Order code	Pkg qty	Weight (1 pce) kg
Ø 40 mm					
● Red	Twist release	MPMT3-11R	1SFA611510R1101	1	0.041
● Red	Pull release	MPMP3-11R	1SFA611511R1101	1	0.041
Ø 60 mm					
● Red	Twist release	MPMT4-11R	1SFA611513R1101	1	0.048
● Red	Pull release	MPMP4-11R	1SFA611514R1101	1	0.048

Note: 5 position holder is not allowed to be used. For more installation information, please see instruction guide 1SFC151011M0201.



Modular plastic range

Emergency stop pushbuttons



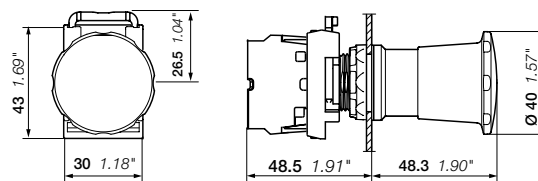
MPET4-20R-01

Non illuminated complete units

Includes actuator, holder and contact blocks. The emergency stops pushbuttons conform to the standard EN/IEC 60947-5-5, Safety of machinery EN/ISO 13850, IEC 60204-1 and to Machinery directive 2006/42/EC.

Operator	Release method	Contacts	Type	Order code	Pkg qty	Weight (1 pce) kg
Ø 40 mm						
● Red	Twist release	0 1	MPET4-20R-01	1SFA611523R2041	1	0.052
● Red	Twist release	0 2	MPET4-20R-02	1SFA611523R2051	1	0.065
● Red	Twist release	1 1	MPET4-20R-11	1SFA611523R2071	1	0.065
● Red	Twist release	1 2	MPET4-20R-12	1SFA611523R2091	1	0.083
● Red	Pull release	0 1	MPEP4-20R-01	1SFA611524R2041	1	0.048
● Red	Pull release	0 2	MPEP4-20R-02	1SFA611524R2051	1	0.065

For more installation information, please refer to the installation instructions 1SFC151011M0201



MPET4

Dimensions (mm, inches)

Modular plastic range

Machine stop pushbuttons



MPET3-10B

1SFC151094V0001



MPET4-10B

1SFC151096V0001



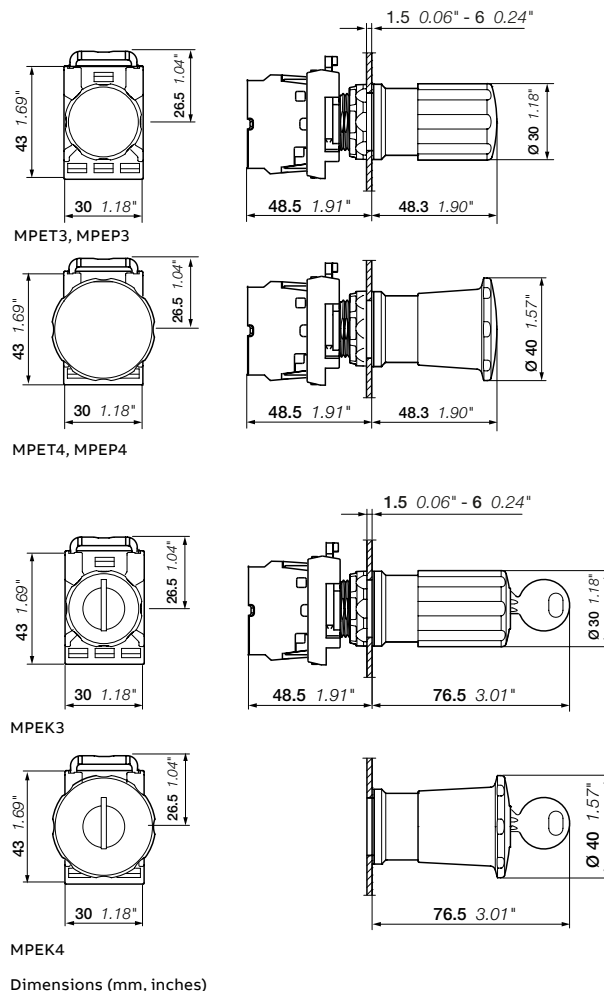
MPEK4-11B

1SFC15110V0001

Non illuminated actuators

Holder and contact blocks are not included.

Operator	Release method	Type	Order code	Pkg qty	Weight (1 pce) kg
Ø 30 mm					
● Black	Twist release	MPET3-10B	1SFA611520R1006	1	0.036
● Black	Pull release	MPEP3-10B	1SFA611521R1006	1	0.036
● Black	Key code 455	MPEK3-11B	1SFA611522R1106	1	0.065
Ø 40 mm					
● Black	Twist release	MPET4-10B	1SFA611523R1006	1	0.036
● Black	Pull release	MPEP4-10B	1SFA611524R1006	1	0.036
● Black	Key code 455	MPEK4-11B	1SFA611525R1106	1	0.065



Modular plastic range

Heavy duty pushbuttons

02



KP6-40R

15FC151335V0001



KP6-40G

15FC151336V0001



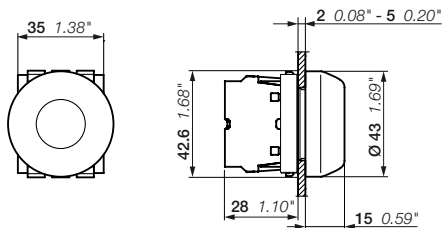
KP6-40B

15FC151337V0001

Description

For 30 mm mounting hole, 3-position holder included

Color	Type	Order code	Pkg qty	Weight (1 pce) kg
● Red	KP6-40R	1SFA616105R4001	1	0.028
● Green	KP6-40G	1SFA616105R4002	1	0.028
● Black	KP6-40B	1SFA616105R4006	1	0.028



KP6

Dimensions (mm, inches)

Modular plastic range

Pilot lights



Pilot lights

Holders and LED blocks are not included. Select the LED block MLBL according to application. For LED block details please see page 58-59.

Color	Type	Order code	Pkg qty	Weight (1 pce) kg
● Red	ML1-100R	1SFA611400R1001	1	0.018
● Green	ML1-100G	1SFA611400R1002	1	0.018
● Yellow	ML1-100Y	1SFA611400R1003	1	0.018
● Blue	ML1-100L	1SFA611400R1004	1	0.018
○ White	ML1-100W	1SFA611400R1005	1	0.018
○ Clear	ML1-100C	1SFA611400R1008	1	0.018

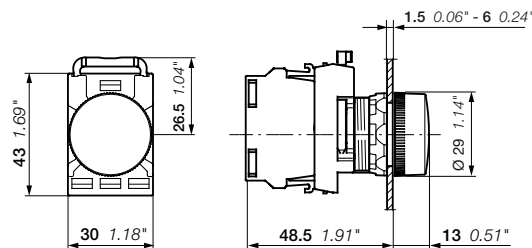
Lens

Light diffusing lens	KA1-8005	1SFA616920R8005	10	0.001
----------------------	----------	-----------------	----	-------

Note: Light diffusing lens is used to improve spread of illumination from LED blocks. Cannot be used together with text cap.

Text cap for pilot lights

Color	Marking	Type	Order code	Pkg qty	Weight (1 pce) kg
○ White	Without text	KTC3-9000	1SFA616903R9000	10	0.001
	On	KTC3-1020	1SFA616903R1020	10	0.001
	Off	KTC3-1019	1SFA616903R1019	10	0.001



ML1
Dimensions (mm, inches)

Modular plastic range

Non-illuminated selector switches - 2-position - Short handle



M2SS1-40B-10



M2SS1-10R

1SFC15128V0001



M2SS1-30B

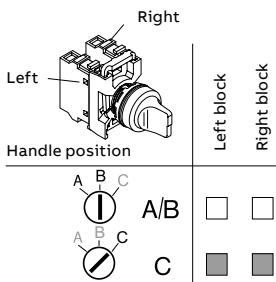
1SFC151315V0001



M2SS1-10U

1SFC15129V0001

Contacts actuated



Complete units

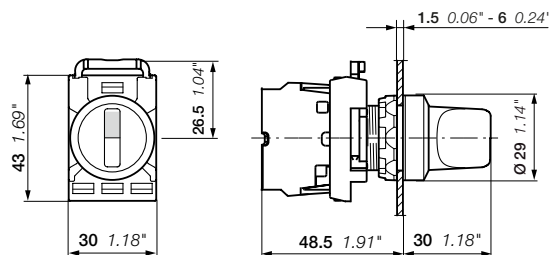
Includes actuator, holder and contact blocks.

Operating principle	Color	Bezel	Type	Order code	Contacts	Pkg qty	Weight (1 pce) kg
	● Black	Black plastic	M2SS1-40B-10	1SFA611200R4016	10	1	0.034
			M2SS1-40B-20	1SFA611200R4026	20	1	0.046
			M2SS1-40B-11	1SFA611200R4076	01	1	0.030
	● Black	Black plastic	M2SS2-40B-10	1SFA611201R4016	10	1	0.034
			M2SS2-40B-01	1SFA611201R4046	01	1	0.034
			M2SS2-40B-11	1SFA611201R4076	11	1	0.046
			M2SS2-40B-20	1SFA611201R4026	20	1	0.046
	● Black	Black plastic	M2SS3-40B-10	1SFA611202R4016	10	1	0.034

Actuators

Holders and contact blocks are not included.

Operating principle	Color	Bezel	Type	Order code	Pkg qty	Weight (1 pce) kg
	● Red	Black plastic	M2SS1-10R	1SFA611200R1001	1	0.015
		Chrome plastic	M2SS1-20R	1SFA611200R2001	1	0.015
		Chrome metal	M2SS1-30R	1SFA611200R3001	1	0.024
	● Black	Black plastic	M2SS1-10B	1SFA611200R1006	1	0.015
		Chrome plastic	M2SS1-20B	1SFA611200R2006	1	0.015
		Chrome metal	M2SS1-30B	1SFA611200R3006	1	0.024
● Grey	Black plastic	M2SS1-10U	1SFA611200R1007	1	0.015	
	Chrome plastic	M2SS1-20U	1SFA611200R2007	1	0.015	
	● Red	Black plastic	M2SS2-10R	1SFA611201R1001	1	0.015
		Chrome plastic	M2SS2-20R	1SFA611201R2001	1	0.015
		Chrome metal	M2SS2-30R	1SFA611201R3001	1	0.024
	● Black	Black plastic	M2SS2-10B	1SFA611201R1006	1	0.015
		Chrome plastic	M2SS2-20B	1SFA611201R2006	1	0.015
		Chrome metal	M2SS2-30B	1SFA611201R3006	1	0.024
● Grey	Black plastic	M2SS2-10U	1SFA611201R1007	1	0.015	
	Chrome plastic	M2SS2-20U	1SFA611201R2007	1	0.015	
	● Red	Black plastic	M2SS3-10R	1SFA611202R1001	1	0.015
		Chrome plastic	M2SS3-20R	1SFA611202R2001	1	0.015
	● Black	Black plastic	M2SS3-10B	1SFA611202R1006	1	0.015
		Chrome plastic	M2SS3-20B	1SFA611202R2006	1	0.015
	● Grey	Black plastic	M2SS3-10U	1SFA611202R1007	1	0.015
		Chrome plastic	M2SS3-20U	1SFA611202R2007	1	0.015



M2SS

Dimensions (mm, inches)

Modular plastic range

Non-illuminated selector switches - 2-position - Long handle



M2SS4-10R



M2SS4-30B



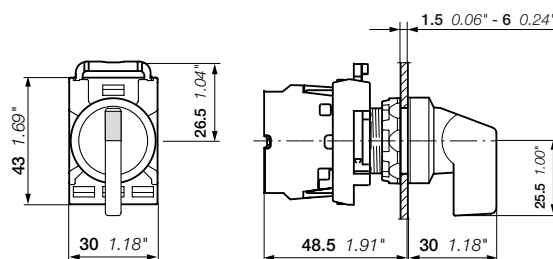
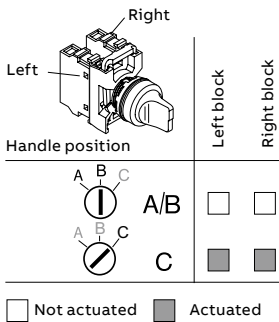
M2SS4-10U

Actuators

Holders and contact blocks are not included.

Operating principle	Color	Bezel	Type	Order code	Pkg qty	Weight (1 pce) kg
	● Red	Black plastic	M2SS4-10R	1SFA611203R1001	1	0.018
	● Black	Black plastic	M2SS4-10B	1SFA611203R1006	1	0.018
		Chrome plastic	M2SS4-20B	1SFA611203R2006	1	0.018
		Chrome metal	M2SS4-30B	1SFA611203R3006	1	0.027
	● Grey	Black plastic	M2SS4-10U	1SFA611203R1007	1	0.018
		Chrome plastic	M2SS4-20U	1SFA611203R2007	1	0.018
	● Red	Black plastic	M2SS5-10R	1SFA611204R1001	1	0.018
		Chrome plastic	M2SS5-20R	1SFA611204R2001	1	0.018
		Chrome metal	M2SS5-30R	1SFA611204R3001	1	0.027
	● Black	Black plastic	M2SS5-10B	1SFA611204R1006	1	0.018
		Chrome plastic	M2SS5-20B	1SFA611204R2006	1	0.018
		Chrome metal	M2SS5-30B	1SFA611204R3006	1	0.027
	● Red	Black plastic	M2SS6-10R	1SFA611205R1001	1	0.018
	● Black	Black plastic	M2SS6-10B	1SFA611205R1006	1	0.018
		Chrome plastic	M2SS6-20B	1SFA611205R2006	1	0.018
		Chrome metal	M2SS6-30B	1SFA611205R3006	1	0.027
	● Grey	Chrome plastic	M2SS6-20U	1SFA611205R2007	1	0.018

Contacts actuated



M2SS

Dimensions (mm, inches)

Modular plastic range

Non-illuminated selector switches - 3-position - Short handle

02



M3SS1-40B-11

Complete units

Includes actuator, holder and contact blocks.

Operating principle	Color	Bezel	Type	Order code	Contacts	Pkg qty	Weight (1 pce) kg
	● Black	Black plastic	M3SS1-40B-11	1SFA611210R4076	11	1	0.046
			M3SS1-40B-20	1SFA611210R4026	20	1	0.046
	● Black	Black plastic	M3SS2-40B-20	1SFA611211R4026	20	1	0.046
	● Black	Black plastic	M3SS3-40B-20	1SFA611212R4026	11	1	0.046

Actuators

Holder and contact blocks are not included.



M3SS1-30R



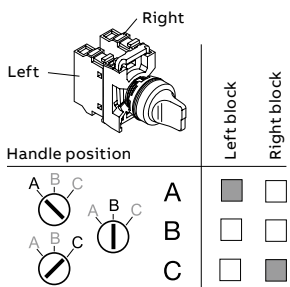
M3SS2-10B



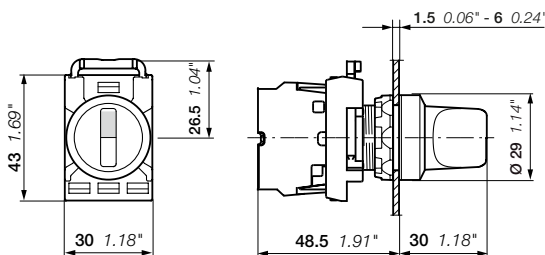
M3SS3-10U

Operating principle	Color	Bezel	Type	Order code	Pkg qty	Weight (1 pce) kg
	● Red	Black plastic	M3SS1-10R	1SFA611210R1001	1	0.015
		Chrome plastic	M3SS1-20R	1SFA611210R2001	1	0.015
		Chrome metal	M3SS1-30R	1SFA611210R3001	1	0.024
	● Black	Black plastic	M3SS1-10B	1SFA611210R1006	1	0.015
		Chrome plastic	M3SS1-20B	1SFA611210R2006	100	0.015
		Chrome metal	M3SS1-30B	1SFA611210R3006	1	0.015
		Black plastic	M3SS1-10U	1SFA611210R1007	1	0.015
		Chrome plastic	M3SS1-20U	1SFA611210R2007	1	0.015
		Chrome metal	M3SS1-30U	1SFA611210R3007	1	0.024
	● Red	Black plastic	M3SS2-10R	1SFA611211R1001	1	0.015
		Chrome plastic	M3SS2-20R	1SFA611211R2001	1	0.015
		Black plastic	M3SS2-10B	1SFA611211R1006	1	0.015
		Chrome plastic	M3SS2-20B	1SFA611211R2006	100	0.015
		Chrome metal	M3SS2-30B	1SFA611211R3006	1	0.024
		Black plastic	M3SS2-10U	1SFA611211R1007	1	0.015
	● Black	Black plastic	M3SS2-20U	1SFA611211R2007	1	0.015
		Black plastic	M3SS3-10R	1SFA611212R1001	1	0.015
		Black plastic	M3SS3-10B	1SFA611212R1006	1	0.015
		Chrome plastic	M3SS3-20B	1SFA611212R2006	1	0.015
		Chrome metal	M3SS3-30B	1SFA611212R3006	1	0.024
		Black plastic	M3SS3-10U	1SFA611212R1007	1	0.015
	● Red	Chrome plastic	M3SS7-20R	1SFA611216R2001	1	0.015
		Black plastic	M3SS7-10B	1SFA611216R1006	1	0.015
		Chrome plastic	M3SS7-20B	1SFA611216R2006	1	0.015
	● Black	Chrome metal	M3SS7-30B	1SFA611216R3006	1	0.024

Contacts actuated



□ Not actuated ■ Actuated



M3SS

Dimensions (mm, inches)

Modular plastic range

Non-illuminated selector switches - 3-position - Short handle



M3SSC1-10B



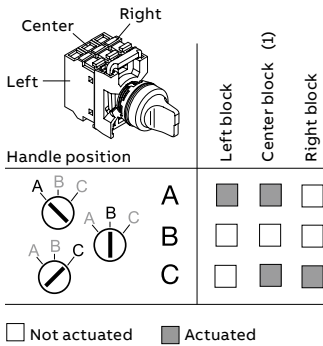
M3SSC3-30B

Center block operating actuators

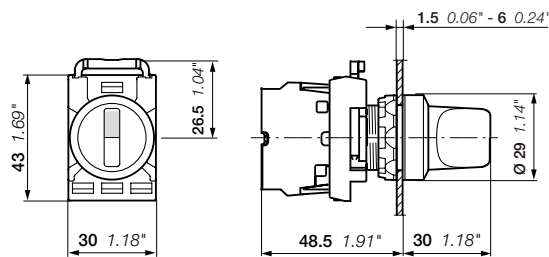
Holder and contact blocks are not included.

Operating principle	Color	Bezel	Type	Order code	Pkg qty	Weight (1 pce) kg
	● Black	Black plastic	M3SSC1-10B	1SFA611250R1006	1	0.015
		Chrome metal	M3SSC1-30B	1SFA611250R3006	1	0.024
	● Black	Black plastic	M3SSC2-10B	1SFA611251R1006	1	0.015
		Chrome metal	M3SSC2-30B	1SFA611251R3006	1	0.024
	● Black	Black plastic	M3SSC3-10B	1SFA611252R1006	1	0.015
		Chrome metal	M3SSC3-30B	1SFA611252R3006	1	0.024
	● Black	Black plastic	M3SSC7-10B	1SFA611256R1006	1	0.015
		Chrome metal	M3SSC7-30B	1SFA611256R3006	1	0.024

Contacts actuated



(1) To connect 3 separate circuits, one to each position ABC, use 1 NO in left position and right position and 1 NC in center position.



M3SSC

Dimensions (mm, inches)

Modular plastic range

Non-illuminated selector switches - 3-position - Long handle



M3SS4-10R



M3SS5-30B



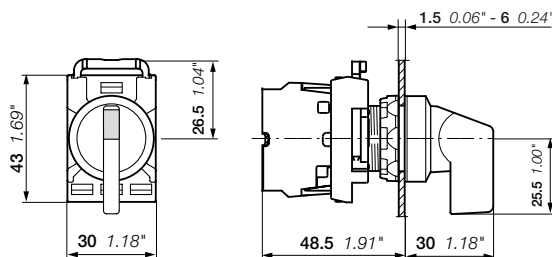
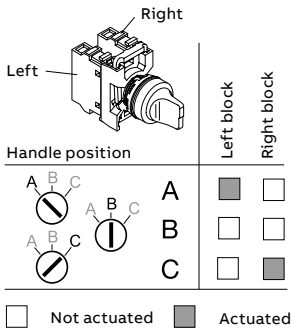
M3SS6-10U

Actuators

Holders and contact blocks are not included.

Operating principle	Color	Bezel	Type	Order code	Pkg qty	Weight (1 pce) kg
	● Red	Black plastic	M3SS4-10R	1SFA611213R1001	1	0.018
		Chrome plastic	M3SS4-20R	1SFA611213R2001	1	0.018
	● Black	Black plastic	M3SS4-10B	1SFA611213R1006	1	0.018
		Chrome plastic	M3SS4-20B	1SFA611213R2006	1	0.018
	● Grey	Chrome metal	M3SS4-30B	1SFA611213R3006	1	0.027
		Black plastic	M3SS4-10U	1SFA611213R1007	1	0.018
	● Red	Black plastic	M3SS5-10R	1SFA611214R1001	1	0.018
		Chrome metal	M3SS5-30R	1SFA611214R3001	1	0.018
	● Black	Black plastic	M3SS5-10B	1SFA611214R1006	1	0.018
		Chrome plastic	M3SS5-20B	1SFA611214R2006	1	0.018
	● Grey	Chrome metal	M3SS5-30B	1SFA611214R3006	1	0.027
		Black plastic	M3SS5-10U	1SFA611214R1007	1	0.018
	● Black	Black plastic	M3SS6-10B	1SFA611215R1006	1	0.018
		Chrome plastic	M3SS6-20B	1SFA611215R2006	1	0.018
	● Black	Chrome metal	M3SS6-30B	1SFA611215R3006	1	0.027
		● Grey	Black plastic	M3SS8-10B	1SFA611217R1006	1
	Chrome plastic		M3SS8-20B	1SFA611217R2006	1	0.018
	Chrome metal	M3SS8-30B	1SFA611217R3006	1	0.027	
● Grey	Black plastic	M3SS8-10U	1SFA611217R1007	1	0.018	

Contacts actuated




M3SS


Dimensions (mm, inches)

Modular range

Non-illuminated selector switches - 4-position



M4SS1-10B



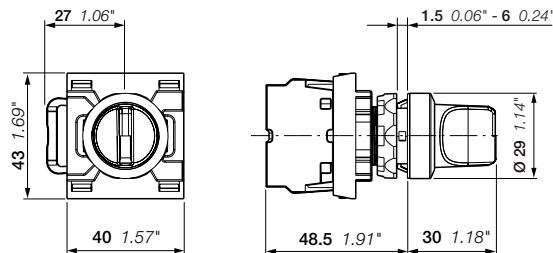
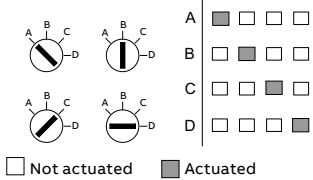
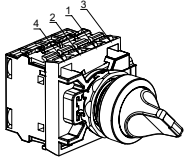
M4SS2-30R

Actuator and 4-position holder

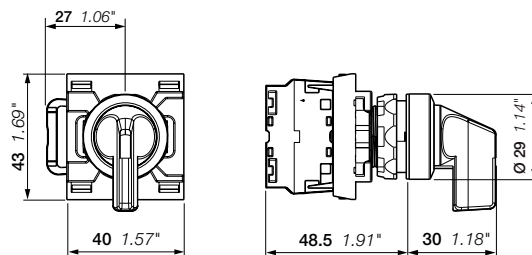
Contact blocks need to be ordered separately.

Operating principle	Color	Bezel	Type	Order code	Pkg qty	Weight (1 pce) kg
Short handle						
● Red	Black plastic	M4SS1-10R	1SFA611290R4001	1	0.027	
	Chrome metal	M4SS1-30R	1SFA611290R6001	1	0.036	
● Black	Black plastic	M4SS1-10B	1SFA611290R4006	1	0.027	
	Chrome metal	M4SS1-30B	1SFA611290R6006	1	0.036	
Long handle						
● Red	Black plastic	M4SS2-10R	1SFA611291R4001	1	0.030	
	Chrome metal	M4SS2-30R	1SFA611291R6001	1	0.039	
● Black	Black plastic	M4SS2-10B	1SFA611291R4006	1	0.030	
	Chrome metal	M4SS2-30B	1SFA611291R6006	1	0.039	

Contacts actuated



M4SS Short handle



M4SS Long handle

Dimensions (mm, inches)

Modular plastic range

Illuminated selector switches - 2-position - Short handle




M2SS1-11R



M2SS1-31G



M2SS2-11Y

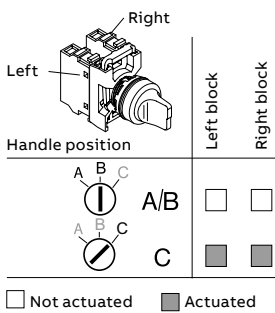


M2SS2-11L



M2SS3-11C

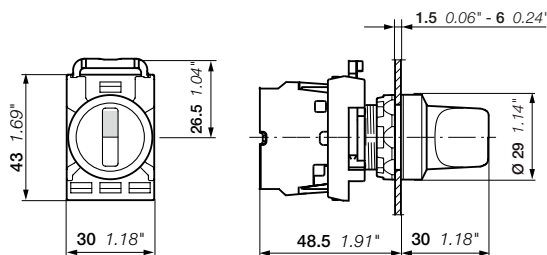
Contacts actuated



Actuators

Holders, contact blocks and LED blocks are not included. Select the LED block MLBL according to application. For LED block details please see page 58-59.

Operating principle	Color	Bezel	Type	Order code	Pkg qty	Weight (1 pce) kg	
B C	● Red	Black plastic	M2SS1-11R	1SFA611200R1101	1	0.015	
		Chrome plastic	M2SS1-21R	1SFA611200R2101	1	0.015	
		Chrome metal	M2SS1-31R	1SFA611200R3101	1	0.024	
	● Green	Black plastic	M2SS1-11G	1SFA611200R1102	1	0.015	
		Chrome plastic	M2SS1-21G	1SFA611200R2102	1	0.015	
		Chrome metal	M2SS1-31G	1SFA611200R3102	1	0.024	
	● Yellow	Black plastic	M2SS1-11Y	1SFA611200R1103	1	0.015	
		Chrome plastic	M2SS1-21Y	1SFA611200R2103	1	0.015	
		Chrome metal	M2SS1-31Y	1SFA611200R3103	1	0.024	
● Blue	Black plastic	M2SS1-11L	1SFA611200R1104	1	0.015		
	Chrome plastic	M2SS1-21L	1SFA611200R2104	1	0.015		
	○ Clear	Black plastic	M2SS1-11C	1SFA611200R1108	1	0.015	
Chrome plastic		M2SS1-21C	1SFA611200R2108	1	0.015		
Chrome metal		M2SS1-31C	1SFA611200R3108	1	0.024		
A C	● Red	Black plastic	M2SS2-11R	1SFA611201R1101	1	0.015	
		Chrome plastic	M2SS2-21R	1SFA611201R2101	1	0.015	
		Chrome metal	M2SS2-31R	1SFA611201R3101	1	0.024	
	● Green	Black plastic	M2SS2-11G	1SFA611201R1102	1	0.015	
		Chrome plastic	M2SS2-21G	1SFA611201R2102	1	0.015	
		Chrome metal	M2SS2-31G	1SFA611201R3102	1	0.024	
	● Yellow	Black plastic	M2SS2-11Y	1SFA611201R1103	1	0.015	
		Chrome plastic	M2SS2-21Y	1SFA611201R2103	1	0.015	
		Chrome metal	M2SS2-31Y	1SFA611201R3103	1	0.024	
	● Blue	Black plastic	M2SS2-11L	1SFA611201R1104	1	0.015	
		Chrome plastic	M2SS2-21L	1SFA611201R2104	1	0.015	
		Chrome metal	M2SS2-31L	1SFA611201R3104	1	0.024	
	○ Clear	Black plastic	M2SS2-11C	1SFA611201R1108	1	0.015	
		Chrome plastic	M2SS2-21C	1SFA611201R2108	1	0.015	
		Chrome metal	M2SS2-31C	1SFA611201R3108	1	0.024	
	B C	● Red	Black plastic	M2SS3-11R	1SFA611202R1101	1	0.015
			Chrome plastic	M2SS3-21R	1SFA611202R2101	1	0.015
			Chrome metal	M2SS3-31R	1SFA611202R3101	1	0.024
● Green		Black plastic	M2SS3-11G	1SFA611202R1102	1	0.015	
		Chrome plastic	M2SS3-21G	1SFA611202R2102	1	0.015	
		Chrome metal	M2SS3-31G	1SFA611202R3102	1	0.024	
● Yellow		Black plastic	M2SS3-11Y	1SFA611202R1103	1	0.015	
		● Blue	Black plastic	M2SS3-11L	1SFA611202R1104	1	0.015
			○ Clear	Black plastic	M2SS3-11C	1SFA611202R1108	1
Chrome metal	M2SS3-31C			1SFA611202R3108	1	0.024	



M2SS

Dimensions (mm, inches)

Modular plastic range

Illuminated selector switches - 2-position - Short handle



M2SS1-41G-10



M2SS2-41C-11

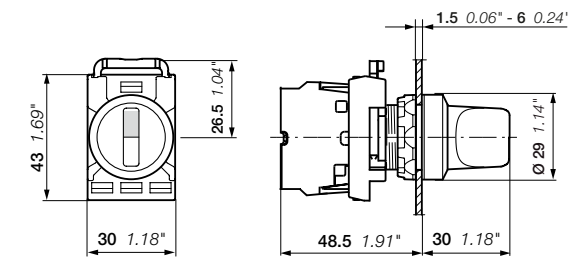
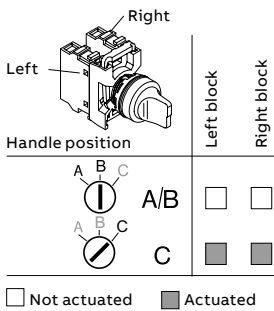
Complete units

Includes actuator, holder and contact blocks. Note that LED blocks are not included. Select the LED block MLBL according to application. For LED block details please see page 58-59.

Operating principle	Color	Bezel	Type	Order code	Contacts	Pkg qty	Weight (1 pce) kg
	● Red	Black plastic	M2SS1-41R-11	1SFA611200R4171	1 1	1	0.046
	● Green	Black plastic	M2SS1-41G-10	1SFA611200R4112	10	1	0.034
	● Yellow	Black plastic	M2SS1-41Y-10	1SFA611200R4113	10	1	0.034
	● Blue	Black plastic	M2SS1-41L-10	1SFA611200R4114	10	1	0.034
	○ Clear	Black plastic	M2SS1-41C-10	1SFA611200R4118	10	1	0.034
	● Green	Black plastic	M2SS2-41G-10	1SFA611201R4112	10	1	0.034
	● Yellow	Black plastic	M2SS2-41Y-20	1SFA611201R4123	20	1	0.046
	● Blue	Black plastic	M2SS2-41L-20	1SFA611201R4124	20	1	0.046
	○ Clear	Black plastic	M2SS2-41C-10	1SFA611201R4118	10	1	0.034
			M2SS2-41C-11	1SFA611201R4178	11	1	0.046

LED blocks are not included. Select the LED block MLBL according to application. Details for LED block MLBL please see page 58-59.

Contacts actuated



M2SS
Dimensions (mm, inches)

Modular plastic range

Illuminated selector switches - 2-position - Long handle



M2SS4-11R

1SFCL51895V0001



M2SS4-31G

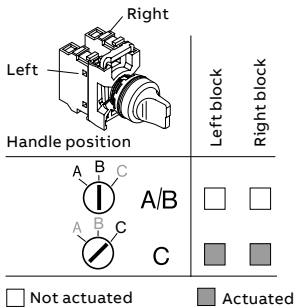
1SFCL51899V0001



M2SS5-11Y

1SFCL51893V0001

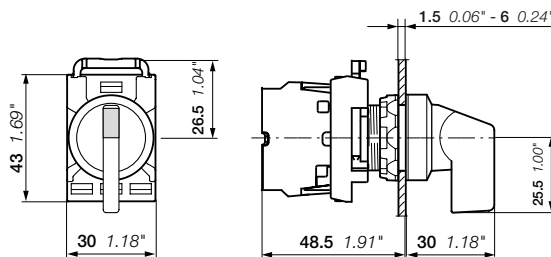
Contacts actuated



Actuators

Holders, contact blocks and LED blocks are not included. Select the LED block MLBL according to application. For LED block details please see page 58-59.

Operating principle	Color	Bezel	Type	Order code	Pkg qty	Weight (1 pce) kg	
	Red	Black plastic	M2SS4-11R	1SFA611203R1101	1	0.018	
		Chrome plastic	M2SS4-21R	1SFA611203R2101	1	0.018	
	Green	Black plastic	M2SS4-11G	1SFA611203R1102	1	0.018	
		Chrome plastic	M2SS4-21G	1SFA611203R2102	1	0.018	
		Chrome metal	M2SS4-31G	1SFA611203R3102	1	0.027	
	Yellow	Black plastic	M2SS4-11Y	1SFA611203R1103	1	0.018	
		Chrome plastic	M2SS4-21Y	1SFA611203R2103	1	0.018	
	Blue	Black plastic	M2SS4-11L	1SFA611203R1104	1	0.018	
		Clear	Black plastic	M2SS4-11C	1SFA611203R1108	1	0.018
		Red	Black plastic	M2SS5-11R	1SFA611204R1101	1	0.018
Chrome plastic			M2SS5-21R	1SFA611204R2101	1	0.018	
Chrome metal			M2SS5-31R	1SFA611204R3101	1	0.027	
Green		Black plastic	M2SS5-11G	1SFA611204R1102	1	0.018	
		Chrome plastic	M2SS5-21G	1SFA611204R2102	1	0.018	
		Chrome metal	M2SS5-31G	1SFA611204R3102	1	0.027	
Yellow		Black plastic	M2SS5-11Y	1SFA611204R1103	1	0.018	
		Chrome plastic	M2SS5-21Y	1SFA611204R2103	1	0.018	
		Chrome metal	M2SS5-31Y	1SFA611204R3103	1	0.027	
Blue		Black plastic	M2SS5-11L	1SFA611204R1104	1	0.018	
		Chrome plastic	M2SS5-21L	1SFA611204R2104	1	0.018	
		Clear	Black plastic	M2SS5-11C	1SFA611204R1108	1	0.018
Clear		Chrome plastic	M2SS5-21C	1SFA611204R2108	1	0.018	
		Chrome metal	M2SS5-31C	1SFA611204R3108	1	0.027	
			Red	Black plastic	M2SS6-11R	1SFA611205R1101	1
Chrome plastic				M2SS6-21R	1SFA611205R2101	1	0.018
Green			Black plastic	M2SS6-11G	1SFA611205R1102	1	0.018
			Chrome plastic	M2SS6-21G	1SFA611205R2102	1	0.018
Yellow	Black plastic		M2SS6-11Y	1SFA611205R1103	1	0.018	
	Chrome plastic		M2SS6-21Y	1SFA611205R2103	1	0.018	
Clear	Black plastic	M2SS6-11C	1SFA611205R1108	1	0.018		
	Chrome plastic	M2SS6-21C	1SFA611205R2108	1	0.018		



M2SS

Dimensions (mm, inches)

Modular plastic range

Illuminated selector switches - 3-position - Short handle

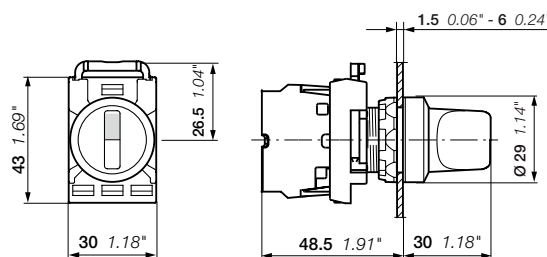
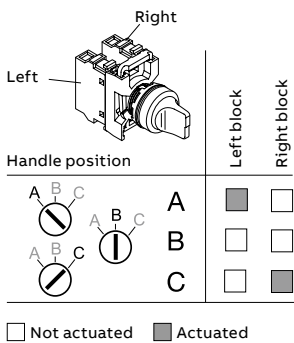


Actuators

Holder, contact blocks and LED blocks are not included. Select the LED block MLBL according to application. For LED block details please see page 58-59.

Operating principle	Color	Bezel	Type	Order code	Pkg qty	Weight (1 pce) kg
	● Red	Black plastic	M3SS1-11R	1SFA611210R1101	1	0.015
		Chrome plastic	M3SS1-21R	1SFA611210R2101	1	0.015
		Chrome metal	M3SS1-31R	1SFA611210R3101	1	0.024
	● Green	Black plastic	M3SS1-11G	1SFA611210R1102	1	0.015
		Chrome plastic	M3SS1-21G	1SFA611210R2102	1	0.015
		Chrome metal	M3SS1-31G	1SFA611210R3102	1	0.024
	● Yellow	Black plastic	M3SS1-11Y	1SFA611210R1103	1	0.015
		Chrome plastic	M3SS1-21Y	1SFA611210R2103	1	0.015
		Chrome metal	M3SS1-31Y	1SFA611210R3103	1	0.024
	● Blue	Black plastic	M3SS1-11L	1SFA611210R1104	1	0.015
		Chrome plastic	M3SS1-21L	1SFA611210R2104	1	0.015
		Chrome metal	M3SS1-31L	1SFA611210R3104	1	0.024
○ Clear	Black plastic	M3SS1-11C	1SFA611210R1108	1	0.015	
	Chrome plastic	M3SS1-21C	1SFA611210R2108	1	0.015	
	Chrome metal	M3SS1-31C	1SFA611210R3108	1	0.024	
	● Red	Black plastic	M3SS2-11R	1SFA611211R1101	1	0.015
		Chrome plastic	M3SS2-21R	1SFA611211R2101	1	0.015
		Chrome metal	M3SS2-31R	1SFA611211R3101	1	0.024
	● Green	Black plastic	M3SS2-11G	1SFA611211R1102	1	0.015
		Chrome plastic	M3SS2-21G	1SFA611211R2102	1	0.015
		Chrome metal	M3SS2-31G	1SFA611211R3102	1	0.024
	● Yellow	Black plastic	M3SS2-11Y	1SFA611211R1103	1	0.015
		Chrome plastic	M3SS2-21Y	1SFA611211R2103	1	0.015
		Chrome metal	M3SS2-31Y	1SFA611211R3103	1	0.024
	● Blue	Black plastic	M3SS2-11L	1SFA611211R1104	1	0.015
		Chrome plastic	M3SS2-21L	1SFA611211R2104	1	0.015
		Chrome metal	M3SS2-31L	1SFA611211R3104	1	0.024
○ Clear	Black plastic	M3SS2-11C	1SFA611211R1108	1	0.015	
	Chrome plastic	M3SS2-21C	1SFA611211R2108	1	0.015	
	Chrome metal	M3SS2-31C	1SFA611211R3108	1	0.024	
	● Red	Black plastic	M3SS3-11R	1SFA611212R1101	1	0.015
		Chrome plastic	M3SS3-21R	1SFA611212R2101	1	0.015
		Chrome metal	M3SS3-31R	1SFA611212R3101	1	0.015
	● Green	Black plastic	M3SS3-11G	1SFA611212R1102	1	0.015
		Chrome plastic	M3SS3-21G	1SFA611212R2102	1	0.015
		Chrome metal	M3SS3-31G	1SFA611212R3102	1	0.015
	● Yellow	Black plastic	M3SS3-11Y	1SFA611212R1103	1	0.015
		Chrome plastic	M3SS3-21Y	1SFA611212R2103	1	0.015
		Chrome metal	M3SS3-31Y	1SFA611212R3103	1	0.015
	● Blue	Black plastic	M3SS3-11L	1SFA611212R1104	1	0.015
		Chrome plastic	M3SS3-21L	1SFA611212R2104	1	0.015
		Chrome metal	M3SS3-31L	1SFA611212R3104	1	0.024
○ Clear	Black plastic	M3SS3-11C	1SFA611212R1108	1	0.015	
	Chrome plastic	M3SS7-11R	1SFA611216R1101	1	0.015	
	Chrome metal	M3SS7-31R	1SFA611216R3102	1	0.024	
● Green	Black plastic	M3SS7-11G	1SFA611216R1102	1	0.015	
	Chrome plastic	M3SS7-21G	1SFA611216R2102	1	0.015	
	Chrome metal	M3SS7-31G	1SFA611216R3102	1	0.024	
● Yellow	Black plastic	M3SS7-11Y	1SFA611216R1103	1	0.015	
	Chrome plastic	M3SS7-21Y	1SFA611216R2103	1	0.015	
	Chrome metal	M3SS7-31Y	1SFA611216R3103	1	0.024	
● Blue	Black plastic	M3SS7-11L	1SFA611216R1104	1	0.015	
	Chrome plastic	M3SS7-21L	1SFA611216R2104	1	0.015	
	Chrome metal	M3SS7-31L	1SFA611216R3104	1	0.024	
○ Clear	Black plastic	M3SS7-11C	1SFA611216R1108	1	0.015	
	Chrome plastic	M3SS7-21C	1SFA611216R2108	1	0.015	
	Chrome metal	M3SS7-31C	1SFA611216R3108	1	0.024	

Contacts actuated



M3SS

Dimensions (mm, inches)

Modular plastic range

Illuminated selector switches - 3-position - Short handle



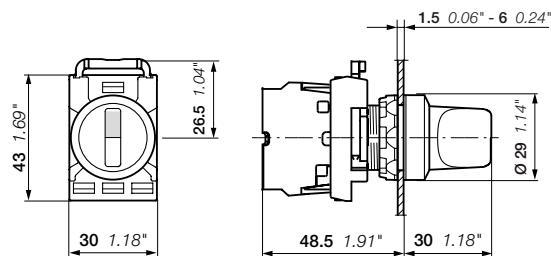
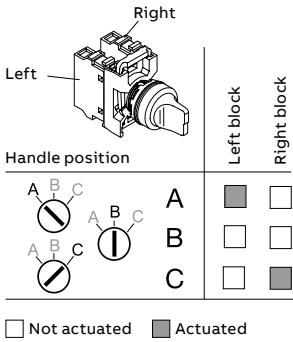
M3SS1-41R-20

Complete units

Includes actuator, holder and contact blocks. Note that LED blocks are not included. Select the LED block MLBL according to application. For LED block details please see page 58-59.

Operating principle	Color	Bezel	Type	Order code	Contacts	Pkg qty	Weight (1 pce) kg
	● Red	Black plastic	M3SS1-41R-20	1SFA611210R4121	20	1	0.046
	● Green	Black plastic	M3SS1-41R-11	1SFA611210R4171	11	1	0.046
	○ Clear	Black plastic	M3SS1-41G-20	1SFA611210R4122	20	1	0.046
	● Green	Black plastic	M3SS1-41C-20	1SFA611210R4128	20	1	0.046
	● Green	Black plastic	M3SS2-41G-20	1SFA611211R4122	20	1	0.046
	● Green	Black plastic	M3SS3-41G-20	1SFA611212R4122	20	1	0.046

Contacts actuated



M3SS

Dimensions (mm, inches)

Modular plastic range

Illuminated selector switches - 3-position - Long handle

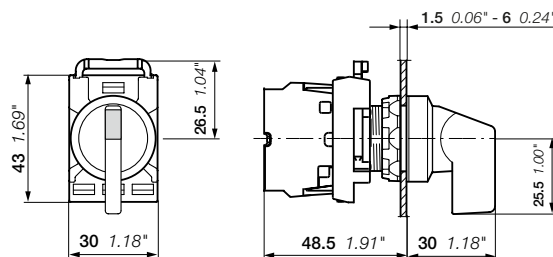
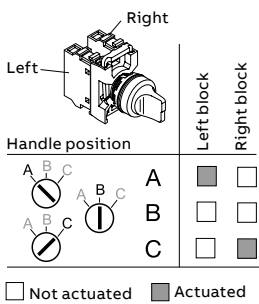


Actuators

Holder, contact blocks and LED blocks are not included. Select the LED block MLBL according to application. For LED block details please see page 58-59.

Operating principle	Color	Bezel	Type	Order code	Pkg qty	Weight (1 pce) kg	
	● Red	Black plastic	M3SS4-11R	1SFA611213R1101	1	0.018	
		Chrome plastic	M3SS4-21R	1SFA611213R2101	1	0.018	
	● Green	Black plastic	M3SS4-11G	1SFA611213R1102	1	0.018	
		Chrome plastic	M3SS4-21G	1SFA611213R2102	1	0.018	
	● Yellow	Black plastic	M3SS4-11Y	1SFA611213R1103	1	0.018	
	● Blue	Black plastic	M3SS4-11L	1SFA611213R1104	1	0.018	
		Chrome plastic	M3SS4-21L	1SFA611213R2104	1	0.018	
	○ Clear	Black plastic	M3SS4-11C	1SFA611213R1108	1	0.018	
		Chrome plastic	M3SS4-21C	1SFA611213R2108	1	0.018	
		Chrome metal	M3SS4-31C	1SFA611213R3108	1	0.027	
		● Red	Black plastic	M3SS5-11R	1SFA611214R1101	1	0.018
			● Green	Black plastic	M3SS5-11G	1SFA611214R1102	1
Chrome plastic				M3SS5-21G	1SFA611214R2102	1	0.018
● Yellow		Black plastic	M3SS5-11Y	1SFA611214R1103	1	0.018	
		Chrome plastic	M3SS5-21Y	1SFA611214R2103	1	0.018	
● Blue		Black plastic	M3SS5-11L	1SFA611214R1104	1	0.018	
		Chrome metal	M3SS5-31G	1SFA611214R3102	1	0.027	
○ Clear		Black plastic	M3SS5-11C	1SFA611214R1108	1	0.018	
		Chrome plastic	M3SS5-21C	1SFA611214R2108	1	0.018	
		Chrome metal	M3SS5-31C	1SFA611214R3108	1	0.027	
		● Red	Black plastic	M3SS6-11R	1SFA611215R1101	1	0.018
			Chrome plastic	M3SS6-21G	1SFA611215R2102	1	0.018
	● Green	Black plastic	M3SS6-11G	1SFA611215R1102	1	0.018	
		Chrome plastic	M3SS6-21G	1SFA611215R2102	1	0.018	
	● Yellow	Black plastic	M3SS6-11Y	1SFA611215R1103	1	0.018	
		Black plastic	M3SS6-11C	1SFA611215R1108	1	0.018	
	● Red	Black plastic	M3SS8-11R	1SFA611217R1101	1	0.018	
		Chrome plastic	M3SS8-21R	1SFA611217R2101	1	0.018	
	● Green	Black plastic	M3SS8-11G	1SFA611217R1102	1	0.018	
		Chrome plastic	M3SS8-21G	1SFA611217R2102	1	0.018	
	○ Clear	Black plastic	M3SS8-11C	1SFA611217R1108	1	0.018	
		Black plastic	M3SS8-11C	1SFA611217R1108	1	0.018	

Contacts actuated



M3SS

Dimensions (mm, inches)

Modular plastic range





Key-operated selector switches - 2-position



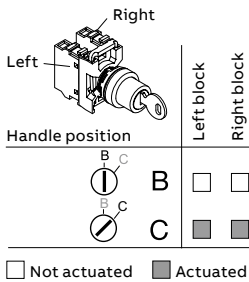
M2SSK1-101

Description

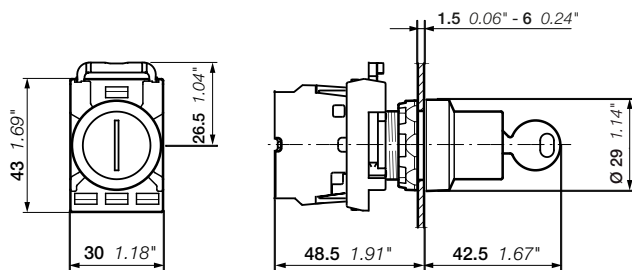
Key-operated selector switches are delivered in black color. Holders and contact blocks are not included.

Operating principle	Key	Bezel	Type	Order code	Pkg qty	Weight (1 pce) kg		
 Key can be removed in both positions	Key code 455	Black plastic	M2SSK1-101	1SFA611280R1001	1	0.045		
		Chrome plastic	M2SSK1-201	1SFA611280R2001	1	0.045		
		Chrome metal	M2SSK1-301	1SFA611280R3001	1	0.054		
	Key code 421	Black plastic	M2SSK1-102	1SFA611280R1002	1	0.045		
		Chrome metal	M2SSK1-302	1SFA611280R3002	1	0.054		
		Key code 3433-E	Black plastic	M2SSK1-103	1SFA611280R1003	1	0.045	
		Random selection (1)	Chrome metal	M2SSK1-303	1SFA611280R3003	1	0.054	
			Black plastic	M2SSK1-104	1SFA611280R1004	25	0.045	
		Random selection (1)	Chrome metal	M2SSK1-304	1SFA611280R3004	25	0.054	
			Black plastic	M2SSK2-101	1SFA611281R1001	1	0.045	
	 Key can be removed in B position only	Key code 455	Black plastic	M2SSK2-101	1SFA611281R1001	1	0.045	
			Chrome plastic	M2SSK2-201	1SFA611281R2001	1	0.045	
Chrome metal			M2SSK2-301	1SFA611281R3001	1	0.054		
Key code 421		Black plastic	M2SSK2-102	1SFA611281R1002	1	0.045		
		Chrome metal	M2SSK2-302	1SFA611281R3002	1	0.054		
		Key code 3433-E	Black plastic	M2SSK2-103	1SFA611281R1003	1	0.045	
		Random selection (1)	Chrome plastic	M2SSK2-203	1SFA611281R2003	1	0.045	
			Chrome metal	M2SSK2-303	1SFA611281R3003	1	0.054	
		Random selection (1)	Black plastic	M2SSK2-104	1SFA611281R1004	25	0.045	
			Chrome metal	M2SSK2-304	1SFA611281R3004	25	0.054	
 Key can be removed in position B only		Key code 455	Black plastic	M2SSK3-101	1SFA611282R1001	1	0.045	
			Chrome metal	M2SSK3-301	1SFA611282R3001	1	0.054	
	Key code 421		Black plastic	M2SSK3-102	1SFA611282R1002	1	0.045	
	Key code 3433-E	Chrome metal	M2SSK3-302	1SFA611282R3002	1	0.054		
		Black plastic	M2SSK3-103	1SFA611282R1003	1	0.045		
		Chrome metal	M2SSK3-303	1SFA611282R3003	1	0.054		
		Random selection (1)	Black plastic	M2SSK3-104	1SFA611282R1004	25	0.045	
			Chrome metal	M2SSK3-304	1SFA611282R3004	25	0.054	
	 Key can be removed in A only	Key code 455	Black plastic	M2SSK4-101	1SFA611289R1001	1	0.045	
			Random selection (2)	Black plastic	M2SSK4-105	1SFA611289R1005	5	0.045

Contacts actuated



(1) The order code includes 25 key operated selector switches. Each selector switch has a unique key code. (Key codes 455, 421 and 3433-E are not among the 25.)
 (2) The order code includes 5 key operated selector switches. Each selector switch has a unique key code. (Key codes 455, 421 and 3433-E are not among the 5.)



M2SSK

Dimensions (mm, inches)

Modular plastic range

Key-operated selector switches - 2-position





M2SSK1-401-10



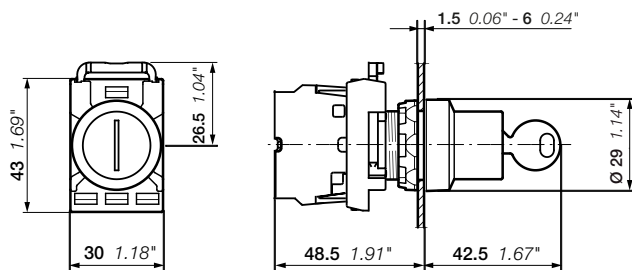
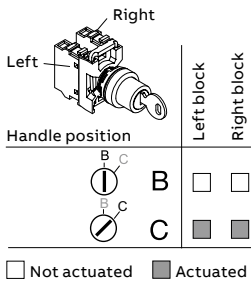
M2SSK2-601-20

Complete units

Includes actuator, holder and contact blocks.

Operating principle	Key	Bezel	Type	Order code	Contacts	Pkg qty	Weight (1 pce) kg
	Key code 455	Black plastic	M2SSK1-401-10	1SFA611280R4011	10	1	0.064
Key can be removed in both positions							
	Key code 455	Black plastic	M2SSK2-401-10	1SFA611281R4011	10	1	0.064
		Chrome metal	M2SSK2-601-20	1SFA611281R6021	20	1	0.085
Key can be removed in B position only							

Contacts actuated



M2SSK

Dimensions (mm, inches)

Modular plastic range







Key-operated selector switches - 3-position

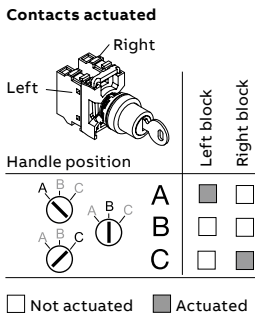


M2SSK1-101

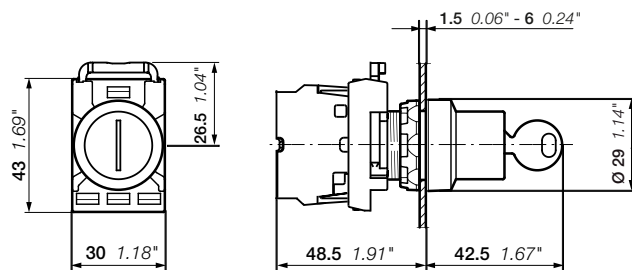
Description

Key-operated selector switches are delivered in black color. Holders and contact blocks are not included.

Operating principle	Key	Bezel	Type	Order code	Pkg qty (1 pce)	Weight kg	
 Key can be removed in all positions	Key code 455	Black plastic	M3SSK1-101	1SFA611283R1001	1	0.045	
		Chrome plastic	M3SSK1-201	1SFA611283R2001	1	0.045	
	Key code 421	Black plastic	M3SSK1-102	1SFA611283R1002	1	0.045	
		Chrome metal	M3SSK1-302	1SFA611283R3002	1	0.054	
	Key code 3433-E	Black plastic	M3SSK1-103	1SFA611283R1003	1	0.045	
		Chrome metal	M3SSK1-303	1SFA611283R3003	1	0.054	
	Random selection (1)	Black plastic	M3SSK1-104	1SFA611283R1004	25	0.045	
	 Key can be removed in position B only	Key code 455	Black plastic	M3SSK2-101	1SFA611284R1001	1	0.045
			Chrome metal	M3SSK2-301	1SFA611284R3001	1	0.054
		Key code 421	Black plastic	M3SSK2-102	1SFA611284R1002	1	0.045
Key code 3433-E		Black plastic	M3SSK2-103	1SFA611284R1003	1	0.045	
Random selection (1)		Black plastic	M3SSK2-104	1SFA611284R1004	25	0.045	
 Key can be removed in position B only	Key code 455	Black plastic	M3SSK3-101	1SFA611285R1001	1	0.045	
		Chrome metal	M3SSK3-301	1SFA611285R3001	1	0.054	
	Key code 421	Black plastic	M3SSK3-102	1SFA611285R1002	1	0.045	
	Chrome metal	M3SSK3-302	1SFA611285R3002	1	0.054		
	Key code 3433-E	Black plastic	M3SSK3-103	1SFA611285R1003	1	0.045	
Chrome metal	M3SSK3-303	1SFA611285R3003	1	0.054			
Random selection (1)	Black plastic	M3SSK3-104	1SFA611285R1004	25	0.045		
 Key can be removed in position A only	Key code 455	Black plastic	M3SSK4-101	1SFA611286R1001	1	0.045	
		Chrome metal	M3SSK4-301	1SFA611286R3001	1	0.054	
	Key code 421	Black plastic	M3SSK4-102	1SFA611286R1002	1	0.045	
		Chrome metal	M3SSK4-302	1SFA611286R3002	1	0.054	
 Key can be removed in all positions	Key code 455	Black plastic	M3SSK5-101	1SFA611287R1001	1	0.045	
		Chrome metal	M3SSK5-301	1SFA611287R3001	1	0.054	
 Key can be removed in A only	Key code 455	Black plastic	M3SSK6-101	1SFA611288R1001	1	0.045	



(1) The order code includes 25 key operated selector switches. Each selector switch has unique key code. (Key codes 455, 421 and 3433-E not among the 25.)



M3SSK

Dimensions (mm, inches)

Modular plastic range

Key-operated selector switches - 3-position



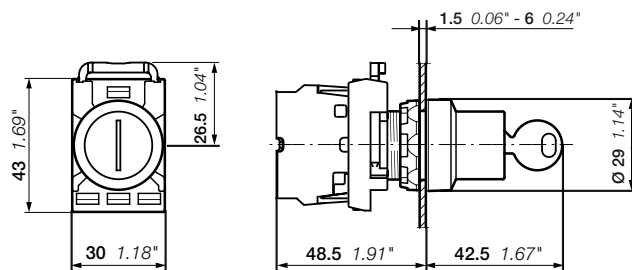
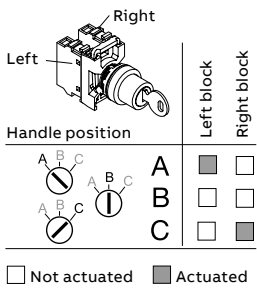
M3SSK3-401-20

Complete units

Includes actuator, holder and contact blocks.

Operating principle	Key	Bezel	Type	Order code	Contacts	Pkg qty	Weight (1 pce) kg
 Key can be removed in all positions	Key code 455	Black plastic	M3SSK1-401-20	1SFA611283R4021	2 0	1	0.076
 Key can be removed in position B only	Key code 455	Black plastic	M3SSK3-401-20	1SFA611285R4021	2 0	1	0.076

Contacts actuated



M3SSK

Dimensions (mm, inches)

Modular plastic range

Potentiometers

02



1SFA611859V0001

MT-110B

Description

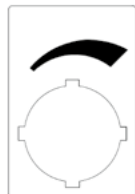
Black knob with integrated position indication and marking in white.

Bezel	Type	Order code	Pkg qty	Weight (1 pce) kg	
Knob with resistor 5 kΩ					
Black plastic	MT-105B	1SFA611410R1056	1	0.040	
Chrome plastic	MT-205B	1SFA611410R2056	1	0.040	
Chrome metal	MT-305B	1SFA611410R3056	1	0.049	
Knob with resistor 10 kΩ					
Black plastic	MT-110B	1SFA611410R1106	1	0.040	
Chrome plastic	MT-210B	1SFA611410R2106	1	0.040	
Chrome metal	MT-310B	1SFA611410R3106	1	0.048	
Knob with resistor 50 kΩ					
Black plastic	MT-150B	1SFA611410R1506	1	0.040	
Chrome plastic	MT-250B	1SFA611410R2506	1	0.040	
Chrome metal	MT-350B	1SFA611410R3506	1	0.049	
Knob without resistor (1)					
Black plastic	MT-1B	1SFA611410R1006	10	0.022	
Chrome metal	MT-3B	1SFA611410R3006	10	0.030	
Legend plates aluminum					
29.6 x 44.5 mm	Ø 22 mm	–	SK615562-87	10	0.002
48.5 x 44.5 mm, scale: 0-10	Ø 22 mm	–	SK615562-88	10	0.002
48.5 x 44.5 mm, scale: 0-50	Ø 22 mm	MA6-1252	1SFA611930R1252	10	0.002

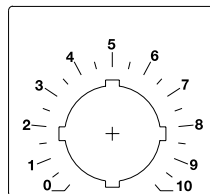
(1) Knob without resistor: for shaft diameter 6-6.35 mm. Min. shaft length 20 mm.



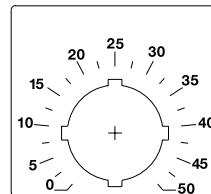
MA6-1252



SK615562-87



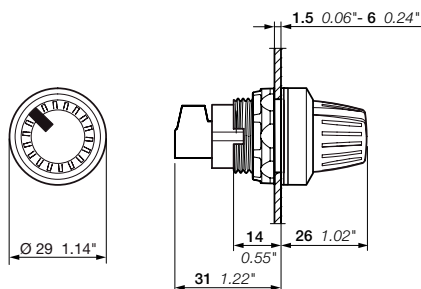
SK615562-88



MA6-1252

Technical data

Power rating	2 W
Mechanical angle	280°
Insulation voltage	900 V
Operating temperature	-1 ... + 70° C
Resistance tolerance	± 10%
Mechanical life	20 000 operations



MT

Dimensions (mm, inches)

Modular plastic range

Reset pushbuttons



KPR1-100G



KPR1-101L



KPR1-104B

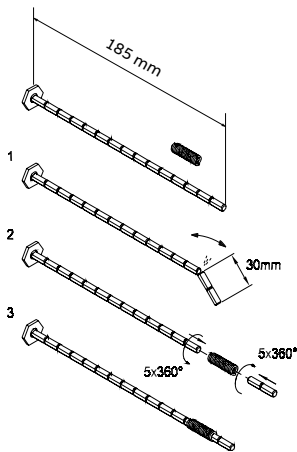
Description

Reset pushbuttons are momentary and include only black plastic bezel.

Color	Text	Type	Order code	Pkg qty	Weight (1 pce) kg
Flush reset pushbutton					
● Red	No text	KPR1-100R	1SFA616160R1001	10	0.020
● Green	No text	KPR1-100G	1SFA616160R1002	10	0.020
	I	KPR1-102G	1SFA616160R1022	10	0.020
● Yellow	No text	KPR1-100Y	1SFA616160R1003	10	0.020
● Blue	No text	KPR1-100L	1SFA616160R1004	10	0.020
	R	KPR1-101L	1SFA616160R1014	10	0.020
○ White	No text	KPR1-100W	1SFA616160R1005	10	0.020
	R	KPR1-101W	1SFA616160R1015	10	0.020
	I	KPR1-102W	1SFA616160R1025	10	0.020
	II	KPR1-103W	1SFA616160R1035	10	0.020
● Black	No text	KPR1-100B	1SFA616160R1006	10	0.020
	RESET	KPR1-104B	1SFA616160R1046	10	0.020

Extended reset pushbutton

● Red	No text	KPR2-100R	1SFA616161R1001	10	0.021
	O	KPR2-105R	1SFA616161R1051	10	0.021
● Black	No text	KPR2-100B	1SFA616161R1006	10	0.021



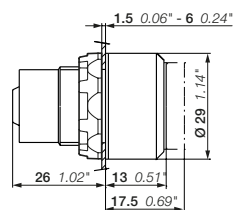
KA1-8046



KA1-8047

Accessories

	Type	Order code	Pkg qty	Weight (1 pce) kg
Shaft	KA1-8046	1SFA616920R8046	10	0.007
Flexible joint	KA1-8047	1SFA616920R8047	10	0.005



KPR1, KPR2

Dimensions (mm, inches)

Modular plastic range

Reset pushbuttons with shaft



KPR3-100R



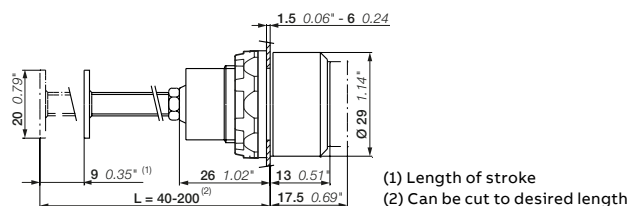
KPR3-104B

Actuator with shaft

Reset pushbuttons are momentary and include only black plastic bezel.

Color	Text	Type	Order code	Pkg qty	Weight (1 pce) kg
Flush reset pushbutton					
● Red	No text	KPR3-100R	1SFA616162R1001	1	0.027
● Green	No text	KPR3-100G	1SFA616162R1002	1	0.027
	II	KPR3-103G	1SFA616162R1032	1	0.027
● Yellow	No text	KPR3-100Y	1SFA616162R1003	1	0.027
● Blue	No text	KPR3-100L	1SFA616162R1004	1	0.027
	R	KPR3-101L	1SFA616162R1014	1	0.027
○ White	No text	KPR3-100W	1SFA616162R1005	1	0.027
	R	KPR3-101W	1SFA616162R1015	1	0.027
● Black	No text	KPR3-100B	1SFA616162R1006	1	0.027
	RESET	KPR3-104B	1SFA616162R1046	1	0.027
Extended reset pushbutton					
● Red	No text	KPR4-100R	1SFA616163R1001	1	0.028
	O	KPR4-105R	1SFA616163R1051	1	0.028
● Black	No text	KPR4-100B	1SFA616163R1006	1	0.028
	O	KPR4-105B	1SFA616163R1056	1	0.028

Note: Flexible joint not included.



KPR3, KPR4

Dimensions (mm, inches)

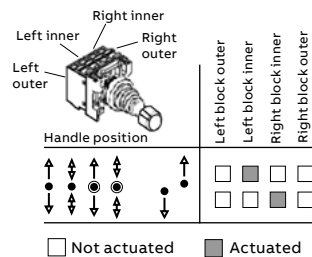
Modular plastic range

Joysticks

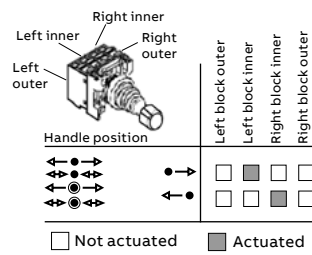


MJS1-60B

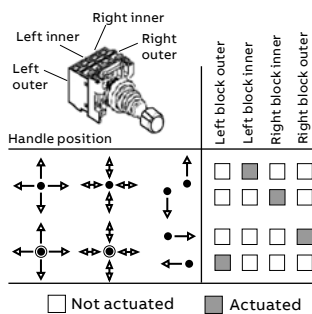
Contacts actuated




Contacts actuated



Contacts actuated



MA1-8138



MA1-8137

Actuator with 4-position holder

IP protection degree : IP66, IP67 and IP69K. 4-position holder included. Contact blocks are not included. The latching function prevents unintended activation. Double-headed arrows indicate spring return function.

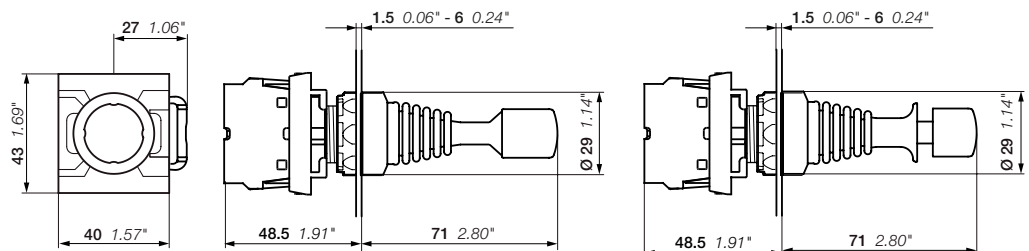
Position	Bezel	Type	Order code	Pkg qty	Weight (1 pce) kg
Without latching function					
↑ ↓	Black plastic	MJS1-40B	1SFA611701R4006	1	0.043
	Chrome metal	MJS1-60B	1SFA611701R6006	1	0.052
↑ ↓ ↔	Black plastic	MJS2-40B	1SFA611702R4006	1	0.043
	Chrome metal	MJS2-60B	1SFA611702R6006	1	0.052
← →	Black plastic	MJS3-40B	1SFA611703R4006	1	0.043
	Chrome metal	MJS3-60B	1SFA611703R6006	1	0.052
↔ ↔	Black plastic	MJS4-40B	1SFA611704R4006	1	0.043
	Chrome metal	MJS4-60B	1SFA611704R6006	1	0.052
↑ ↓ ↔	Black plastic	MJS5-40B	1SFA611705R4006	1	0.043
	Chrome metal	MJS5-60B	1SFA611705R6006	1	0.052
↑ ↓ ↔ ↔	Black plastic	MJS6-40B	1SFA611706R4006	1	0.043
	Chrome metal	MJS6-60B	1SFA611706R6006	1	0.052
With latching function					
↑ ↓	Black plastic	MJS7-40B	1SFA611707R4006	1	0.043
	Chrome metal	MJS7-60B	1SFA611707R6006	1	0.052
↑ ↓ ↔	Black plastic	MJS8-40B	1SFA611708R4006	1	0.043
	Chrome metal	MJS8-60B	1SFA611708R6006	1	0.052
← →	Black plastic	MJS9-40B	1SFA611709R4006	1	0.043
	Chrome metal	MJS9-60B	1SFA611709R6006	1	0.052
↔ ↔	Black plastic	MJS10-40B	1SFA611710R4006	1	0.052
	Chrome metal	MJS10-60B	1SFA611710R6006	1	0.052
↑ ↓	Black plastic	MJS11-40B	1SFA611711R4006	1	0.043
	Chrome metal	MJS11-60B	1SFA611711R6006	1	0.052
↑ ↓ ↔	Black plastic	MJS12-40B	1SFA611712R4006	1	0.043
	Chrome metal	MJS12-60B	1SFA611712R6006	1	0.052

Accessories

Type	Order code	Pkg qty	Weight (1 pce) kg
Legend plates, 66 x 59 aluminum laminate with adhesive back			
2-position - Up - Down	MA6-1240 1SFA611930R1240	10	0.004
2-position - Left - Right	MA6-1241 1SFA611930R1241	10	0.004
4-position Up - down - right - left	MA6-1242 1SFA611930R1242	10	0.004

Legend plates holder (inserts not included, suitable for insert size 27x15)

2-position	MA1-8138 1SFA611920R8138	10	0.002
4-position	MA1-8137 1SFA611920R8137	10	0.003



MJS
Dimensions (mm, inches)

Modular plastic range

Toggle switches

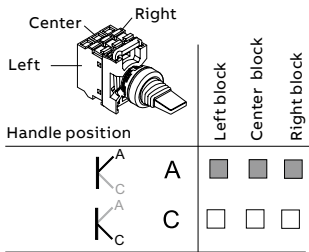


1SFC15132V0001



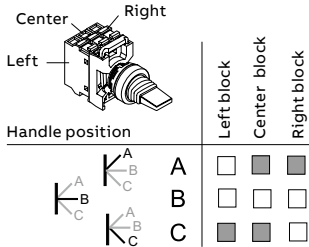
1SFC151346V0001

Contacts actuated, 2-position



Not actuated Actuated

Contacts actuated, 3-position

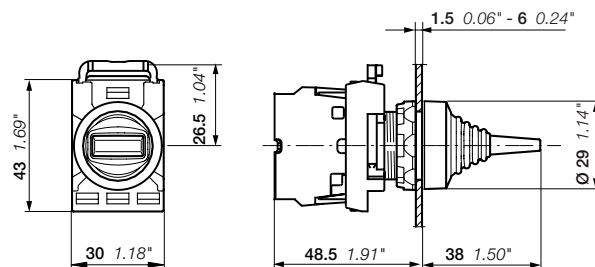


Not actuated Actuated

Actuators

Holders and contact blocks are not included.

Operating principle	Bezel	Type	Order code	Pkg qty	Weight (1 pce) kg
2-position					
	Black plastic	MTS1-10B	1SFA611300R1006	10	0.014
	Chrome plastic	MTS1-20B	1SFA611300R2006	10	0.014
	Chrome metal	MTS1-30B	1SFA611300R3006	10	0.023
3-position					
	Black plastic	MTS3-10B	1SFA611302R1006	10	0.014
	Chrome plastic	MTS3-20B	1SFA611302R2006	10	0.014
	Chrome metal	MTS3-30B	1SFA611302R3006	10	0.023
	Black plastic	MTS2-10B	1SFA611301R1006	10	0.014
	Chrome plastic	MTS2-20B	1SFA611301R2006	10	0.014
	Chrome metal	MTS2-30B	1SFA611301R3006	10	0.023




MTS

Dimensions (mm, inches)


Modular plastic range

Contact block configuration


Pushbuttons and Mushroom pushbuttons




Double pushbuttons




Selector switches




Center block operating selector switches




4-position selector switches



Emergency stops and Machine stop pushbuttons




Toggle switches




Modular plastic range

Contact block configuration

Pilot lights




Joysticks



Heavy duty pushbutton

Non-illuminated



Holder included in heavy duty pushbutton

Maximum number of electrical contacts

Holder	Standard 3 positions	Optional 5 positions
Momentary and maintained pushbuttons		
Momentary mushroom pushbuttons	6	5
Illuminated momentary and maintained pushbuttons		
Illuminated momentary mushroom pushbuttons	4	4
Non-illuminated and illuminated double pushbuttons	4	4
Non-illuminated and illuminated selector switches		
Key selector switches	4	4
Toggle switches		
Center block operating selector switches	6	5
4-position selector switches	4	-
Heavy duty pushbuttons ¹	6	-
Emergency stops and machine stops	6	-
Illuminated emergency stops and machine stops	4	-
Joysticks ²	8	-

1) 3-position holder included in the operator

2) 4-position holder included in the operator

Modular plastic range

Holders and contact blocks for front mounting




MCBH-00



MCBH5-00



MCB-10



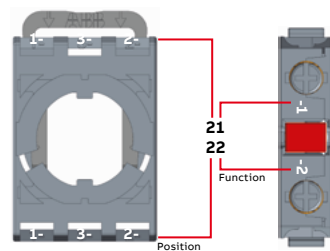
MCB-02



MCBL-01

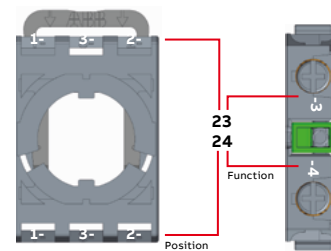
Description	Contacts	Type	Order code	Pkg qty	Weight (1 pce)
kg					
Holders					
3-position	--	MCBH-00	1SFA611605R1100	10	0.006
			1SFA611605H1100	100	0.006
5-position	--	MCBH5-00	1SFA611601R1100	10	0.008
Single contact blocks					
For 3 & 5-position holder	1 0	MCB-10	1SFA611610R1001	10	0.013
			1SFA611610H1001	100	0.013
	0 1	MCB-01	1SFA611610R1010	10	0.013
			1SFA611610H1010	100	0.013
Single contact blocks, gold plated contacts					
For 3 & 5-position holder	1 0	MCB-10G	1SFA611610R1101	10	0.013
	0 1	MCB-01G	1SFA611610R1110	10	0.013
Double contacts blocks					
For 3 & 5-position holder	2 0	MCB-20	1SFA611610R1002	10	0.026
	0 2	MCB-02	1SFA611610R1020	10	0.026
	1 1	MCB-11	1SFA611610R1011	10	0.026
Double contact blocks, gold plated contacts					
For 3 & 5-position holder	2 0	MCB-20G	1SFA611610R1102	10	0.026
	0 2	MCB-02G	1SFA611610R1120	10	0.026
	1 1	MCB-11G	1SFA611610R1111	10	0.026
Micro switch contact blocks					
For 3-position holder	1 0	MCBL-10	1SFA611612R1010	10	0.013
	0 1	MCBL-01	1SFA611612R1001	10	0.013

Note: 3 micro switch contact blocks max. allowed. If more than 3 contact blocks are needed, micro switch contact block to be mounted on the second stack.



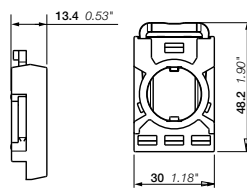
Combined markings

11	31	21
12	32	22

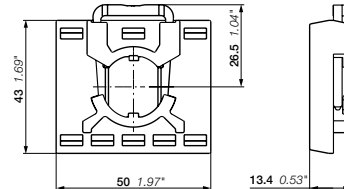


Combined markings

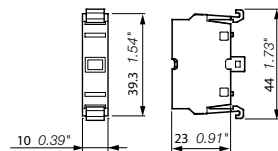
13	33	23
14	34	24



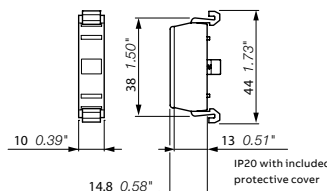
MCBH



MCBH5



MCB



MCBL

Dimensions (mm, inches)

Modular plastic range

Contact block complete unit




MCBH-10



MCBH-02



MCBH-30

Description	Contacts	Type	Order code	Pkg qty	Weight (1 pce)
					kg
					
Holder with one contact block					
With 3-position holder	1 0	MCBH-10	1SFA611605R1101	10	0.019
			1SFA611605H1101	100	0.019
	0 1	MCBH-01	1SFA611605R1110	10	0.019
			1SFA611605H1110	100	0.019
Holder with two contacts blocks					
With 3-position holder	2 0	MCBH-20	1SFA611605R1102	10	0.032
			1SFA611605H1102	100	0.032
	0 2	MCBH-02	1SFA611605R1120	10	0.032
			1SFA611605R1111	10	0.032
Holder with three contacts blocks					
With 3-position holder	3 0	MCBH-30	1SFA611605R1103	10	0.045
			1SFA611605R1130	10	0.045
	1 2	MCBH-12	1SFA611605R1121	10	0.045
			1SFA611605R1112	10	0.045

Modular plastic range

LED blocks for front mounting



MLBL-00W

1SFA611621R1001

Color	Rated current mA	Wavelength nm	Type	Order code	Pkg qty	Weight (1pce) kg
Rated voltage 12 V DC						
● Red	12	620	MLBL-00R	1SFA611621R1001	10	0.012
● Green	12	520	MLBL-00G	1SFA611621R1002	10	0.012
● Yellow	12	588	MLBL-00Y	1SFA611621R1003	10	0.012
● Blue	12	468	MLBL-00L	1SFA611621R1004	10	0.012
○ White	12	(1)	MLBL-00W	1SFA611621R1005	10	0.012
Rated voltage 24 V AC/DC						
● Red	10	620	MLBL-01R	1SFA611621R1011	10	0.012
				1SFA611621H1011	100	0.012
● Green	10	520	MLBL-01G	1SFA611621R1012	10	0.012
				1SFA611621H1012	100	0.012
● Yellow	10	588	MLBL-01Y	1SFA611621R1013	10	0.012
				1SFA611621H1013	100	0.012
● Blue	10	468	MLBL-01L	1SFA611621R1014	10	0.012
○ White	10	(1)	MLBL-01W	1SFA611621R1015	10	0.012
				1SFA611621H1015	100	0.012
Rated voltage 48 V AC/DC						
● Red	10	620	MLBL-02R	1SFA611621R1021	10	0.012
● Green	10	520	MLBL-02G	1SFA611621R1022	10	0.012
● Yellow	10	588	MLBL-02Y	1SFA611621R1023	10	0.012
● Blue	10	468	MLBL-02L	1SFA611621R1024	10	0.012
○ White	10	(1)	MLBL-02W	1SFA611621R1025	10	0.012
Rated voltage 60 V AC/DC						
● Red	13	620	MLBL-03R	1SFA611621R1031	10	0.012
● Green	13	520	MLBL-03G	1SFA611621R1032	10	0.012
● Yellow	13	588	MLBL-03Y	1SFA611621R1033	10	0.012
● Blue	13	468	MLBL-03L	1SFA611621R1034	10	0.012
○ White	13	(1)	MLBL-03W	1SFA611621R1035	10	0.012
Rated voltage 110-130 V AC						
● Red	15	620	MLBL-04R	1SFA611621R1041	10	0.012
● Green	15	520	MLBL-04G	1SFA611621R1042	10	0.012
● Yellow	15	588	MLBL-04Y	1SFA611621R1043	10	0.012
● Blue	15	468	MLBL-04L	1SFA611621R1044	10	0.012
○ White	15	(1)	MLBL-04W	1SFA611621R1045	10	0.012
Rated voltage 110-130 V DC						
● Red	10	620	MLBL-05R	1SFA611621R1051	10	0.012
● Green	10	520	MLBL-05G	1SFA611621R1052	10	0.012
● Yellow	10	588	MLBL-05Y	1SFA611621R1053	10	0.012
● Blue	10	468	MLBL-05L	1SFA611621R1054	10	0.012
○ White	10	(1)	MLBL-05W	1SFA611621R1055	10	0.012
Rated voltage 220 V DC						
● Red	8	620	MLBL-06R	1SFA611621R1061	10	0.012
● Green	8	520	MLBL-06G	1SFA611621R1062	10	0.012
● Yellow	8	588	MLBL-06Y	1SFA611621R1063	10	0.012
● Blue	8	468	MLBL-06L	1SFA611621R1064	10	0.012
○ White	8	(1)	MLBL-06W	1SFA611621R1065	10	0.012

Note: care should be taken for DC supply where + and - must be correctly connected. This is marked X1 (+) and X2 (-) on the product.

(1) X=0.31, Y=0.32 according to the ICI Chromaticity diagram.

(2) Higher threshold to light up LED to be used in application where there is risk of large induced voltages.

Modular plastic range

LED blocks for front mounting



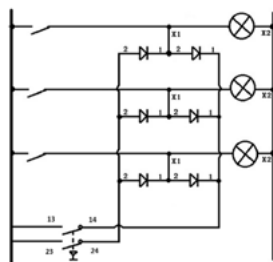
Color	Rated current mA	Wavelength nm	Type	Order code	Pkg qty	Weight (1pce) kg
Rated voltage 230 V AC						
● Red	10	620	MLBL-07R	1SFA611621R1071	10	0.012
● Green	10	520	MLBL-07G	1SFA611621R1072	10	0.012
● Yellow	10	588	MLBL-07Y	1SFA611621R1073	10	0.012
● Blue	10	468	MLBL-07L	1SFA611621R1074	10	0.012
○ White	10	(1)	MLBL-07W	1SFA611621R1075	10	0.012
Rated voltage 380 V AC						
● Red	10	620	MLBL-08R	1SFA611621R1081	10	0.012
● Green	10	520	MLBL-08G	1SFA611621R1082	10	0.012
● Yellow	10	582	MLBL-08Y	1SFA611621R1083	10	0.012
● Blue	10	468	MLBL-08L	1SFA611621R1084	10	0.012
○ White	10	(1)	MLBL-08W	1SFA611621R1085	10	0.012
Rated voltage 415 V AC						
● Red	11	620	MLBL-09R	1SFA611621R1091	10	0.012
● Green	11	520	MLBL-09G	1SFA611621R1092	10	0.012
● Yellow	11	588	MLBL-09Y	1SFA611621R1093	10	0.012
● Blue	11	468	MLBL-09L	1SFA611621R1094	10	0.012
○ White	11	(1)	MLBL-09W	1SFA611621R1095	10	0.012

Note: care should be taken for DC supply where + and - must be correctly connected. This is marked X1 (+) and X2 (-) on the product.
 (1) X=0.31, Y=0.32 according to the ICI Chromaticity diagram.
 (2) Higher threshold to light up LED to be used in application where there is risk of large induced voltages.

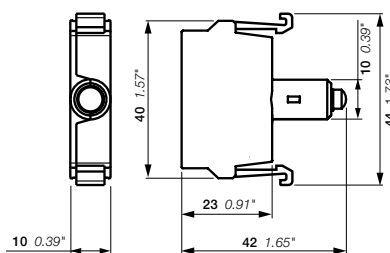
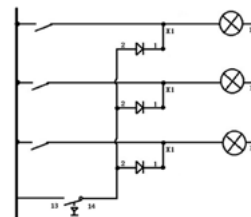


Discription	Type	Order Code	Pkg qty	Weight (1pce) kg
Diode block	MDB-1001	1SFA611630R1001	10	0.015

Lamp test diagram with MLBL-04* and -07*



Lamp test diagram with MLBL-00*, -01*, -02*, -03*, -05* and -06*



MLBL
 Dimensions (mm, inches)

Modular plastic range

Accessories



KA1



MP1-04



M3SS-04



MA1-8052



MA1-8126



KA1-8010



KA1-8022/KA1-8021



MA1-8153



MA1-8053



MA1-8152



MA1-8128

Description	Bezel / color	Type	Order code	Pkg qty	Weight (1pce) kg
-------------	---------------	------	------------	---------	------------------

30 mm adapters for 22 mm operator (1.5 - 4 mm panel thickness)

Emergency stop pushbuttons, MPM	Black plastic	KA1-8027	1SFA616920R8027	1	0.007
	Chrome metal	KA1-8028	1SFA616920R8028	1	0.021
Pushbuttons, selector switches, pilot lights, potentiometers, emergency stop pushbuttons, MPE, MJS	Black plastic	KA1-8029	1SFA616920R8029	1	0.010
	Chrome metal	KA1-8030	1SFA616920R8030	1	0.035
Flush mounted pushbuttons	Chrome metal	KA1-8073	1SFA616920R8073	1	0.050
Flush mounted selector switches	Chrome metal	MA1-8074	1SFA611920R8074	1	0.050

Protective membrane, silicone

Flush pushbutton		MA1-8052	1SFA611920R8052	10	0.002
Double pushbutton		MA1-8126	1SFA611920R8126	10	0.002
Extended pushbutton		MA1-8002	1SFA611920R8002	10	0.002

Protective ring

To prevent accidental operation. Cannot be used together with Legend plate holder

Flush and extended pushbuttons	Clear plastic	-	SK615512-1	10	0.002
Flush pushbuttons	Metal and black plastic	KA1-8010	1SFA616920R8010	10	0.008

Bezel

Pushbuttons	Black plastic	KA1-8022	1SFA616920R8022	10	0.002
	Chrome plastic	KA1-8020	1SFA616920R8020	10	0.002
	Chrome metal	KA1-8021	1SFA616920R8021	10	0.015
Selector switches	Black plastic	KA1-8080	1SFA616920R8080	10	0.002
	Chrome metal	KA1-8024	1SFA616920R8024	10	0.015

Square bezel

Black plastic		-	SK616016-2	10	0.001
---------------	--	---	------------	----	-------

Lockable shroud

Pushbuttons, selector switches	Plastic	MA1-8153	1SFA611920R8153	1	0.023
Emergency stop 30 mm	Metal	-	SK615502-D	1	0.080

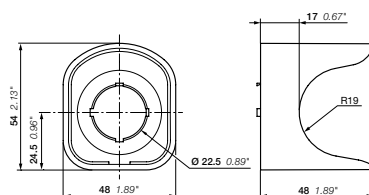
Touch guard

Touch guard		MA1-8152	1SFA611920R8152	1	0.023
-------------	--	----------	-----------------	---	-------

Shroud with anti rotation tabs and water drainage

Emergency stop, machine stop 40 mm	Yellow	MA1-8053	1SFA611920R8053	1	0.020
	Grey	MA1-8128	1SFA611920R8128	1	0.020

Note: Din-rail adaptor should be used with 2 contact blocks for rear mounting type MCB..B.



MA1

Dimensions (mm, inches)

Modular plastic range

Accessories



MA1-8131

1SFC151276V0001



MDB-2

1SFC151459F0001



MA1-8015

1SFC151275V0001



MA1-8149

1SFC151004F0001



MA1-8019

1SFC151385V0001



MDB-1001

1SFA611630R1001



MA1-8151

Description	Material	Suitable for ¹	Type	Order code	Pkg qty ²	Weight (1pce) ³ kg
DIN-rail adapter						
DIN-rail adapter			MA1-8131	1SFA611920R8131	1	0.020
DIN-rail adapter with one dummy block			MA1-8001	1SFA611920R8001	1	0.028
Dummy block			MDB-2	1SFA611630R1002	10	0.003
Note: Din-rail adapter should be used with 2 contact blocks for rear mounting type MCB..B.						
Note: Dummy blocks are used when only one contact block or a compact pilot device is used together with the DIN-rail adapter						
Mounting tools						
Mounting tool for tightening the locking nut			MA1-8015	1SFA611920R8015	1	0.021
Mounting tool for power tool			MA1-8149	1SFA611920R8149	1	0.155
Extra key						
Key code 455	Metal	M*SSK*-*01, MPEK*-*11*	MA1-8165	1SFA611920R8165	5	0.011
Key code 421	Metal	M*SSK*-*02, MPEK*-*12*	MA1-8166	1SFA620920R8166	5	0.011
Key code 3433-E	Metal	M*SSK*-*03, MPEK*-*13*	MA1-8167	1SFA620920R8167	5	0.011
1) * means that several different versions exist.						
2) Package quantity is 5 pairs (= 10 keys).						
3) 1 pce means 1 pair of keys (= 2 keys)						
Locking nut						
Locking nut			MA1-8019	1SFA611920R8019	10	0.001
Diode block						
Diode block			MDB-1001	1SFA611630R1001	10	0.015
Gasket						
Gasket			MA1-8151	1SFA611920H8151	100	0.001

Modular plastic range

Technical data

Standards and approvals

IEC / EN 60947-1	Low Voltage switchgear and controlgear - Part 1: General rules
IEC / EN 60947-5-1	Low Voltage switchgear and controlgear - part 5-1: control circuit devices and switching elements - Electromechanical control circuit devices
IEC / EN 60947-5-5	Low Voltage switchgear and controlgear - part 5-5: control circuit devices and switching elements - Electrical emergency stop device with mechanical latching function
IEC / EN 60073	Basic and safety principles for man-machine interface, marking and identification coding principles for indicators and actuators
IEC / EN 60529	Degrees of protection provided by enclosures (IP code)
EN 50013	Low Voltage switchgear and controlgear for industrial use, terminal marking and distinctive number for particular control switches
DIN 40050-9	Road vehicles; Degrees of protection (IP-code); protection against foreign objects; water and contact; electrical equipment
UL 508	Industrial control equipment
CSA C22.2 No 14	Industrial control equipment

Environmental data

Degrees of protection

Operators	IEC/EN DIN	UL/CSA
Pushbutton: MP	IP66	Type 1, 3R, 4, 4X, 12, 13
Double pushbutton: MPD	IP66	Type 1, 3R, 4, 4X, 12, 13
Mushroom pushbutton: MPM	IP66	Type 1, 3R, 4, 4X, 12, 13
Emergency stop pushbuttons: MPMT, MPMP, MPET, MPEP, MPEK	IP66	Type 1, 3R, 4, 4X, 12, 13
Selector switch: M2SS, M3SS	IP66	Type 1, 3R, 4, 4X, 12, 13
Key-operated selector switch: M2SSK, M3SSK	IP66	Type 1, 3R, 4, 4X, 12
Toggle switch: MTS2, MTS3	IP66	Type 1, 3R, 4, 4X, 12, 13
Heavy duty pushbutton: KP6	-	Type 1, 3R, 4, 4X
Reset pushbutton: KPR	IP66	Type 1, 3R, 4, 4X, 12, 13
Joystick: MJS	IP66, 67, 69K	Type 1, 4X (indoor), 12, 13
Pilot light: ML	IP66	Type 1, 3R, 4, 4X, 12, 13
Potentiometer: MT	IP66	Type 1, 3R, 4, 4X, 12, 13
Contact block : MCB	IP20	-
Plastic enclosure: MEP	IP66	Type 1, 3R, 4, 4X, 12, 13

Note: Specified degree of protection is for operator mounted on panel. If other items are mounted in between, please make sure that they are correctly sealed.






Temperature and humidity

Ambient temperature during operation ¹⁾	-25 to +70 °C
Storage temperature	-40 to +85 °C
Humidity (operated relative humidity):	
General, excluding LED block MLBL	20 to 70%rh at 25 °C
LED block MLBL	40 to 70%rh at 25 °C

1) Ambient temperature during operation for MEP plastic enclosure is -30 to +70 °C.

Modular plastic range

Technical data

Connecting capacity				
Contact block type	MCB	MLBL	MCBL	
Connection capacity (min. ... max.)				
	Solid/stranded	1x 0.75...2.5 mm ²	0.75...2.5 mm ²	0.5...1.5 mm ²
		2x 0.75...2.5 mm ²	0.75...2.5 mm ²	0.5...1.5 mm ²
	Flexible	1x 0.75...2.5 mm ²	0.75...2.5 mm ²	0.5...1.5 mm ²
		2x 0.75...2.5 mm ²	0.75...2.5 mm ²	0.5...1.5 mm ²
	Flexible with non insulated ferrule	1x 0.75...2.5 mm ²	0.75...2.5 mm ²	0.5...1.5 mm ²
		2x 0.75...2.5 mm ²	0.75...2.5 mm ²	0.5...1.5 mm ²
	Flexible with insulated ferrule	1x 0.75...2.5 mm ²	0.75...2.5 mm ²	0.5...1.5 mm ²
		2x 0.75...2.5 mm ²	0.75...2.5 mm ²	0.5...1.5 mm ²
	Lugs	L ≤ 7.0 mm	7.0 mm	5.9 mm
		L > 3.5 mm	3.5 mm	3.0 mm
Connection capacity acc. to UL/CSA		1 or 2x AWG 18..14	AWG 18..14	AWG 18..14
Stripping length		8.0 mm	8.0 mm	6.0 mm
Tightening torque				
Cable terminals M3.5		0.9 Nm		
Recommended screwdriver for cable terminal		Pozidriv No. 2		
Operators locking nut		Min. 2 Nm / Max. 2.3 Nm		

Material

No ozone depleting substances in the products. All front of panel plastic components are made of polycarbonate	
PC polycarbonate	High impact strength, good outdoor resistance. Chemical resistance (see table below)
PSU polysulphone	Can withstand high temperatures, acids, basic solutions, alkaline compounds, oils, alcohols
PA polyamide	Can withstand high temperatures, aliphatic, aromatic and chlorinated hydrocarbons, esters, ketone-aldehydes, alcohols and basic solutions
PBT	Can withstand high temperature, aliphatic and aromatic hydrocarbons, acids, basic solutions, alcohols, grease and oils
Zinc	Good corrosion resistance in inland-, sea and industrial atmosphere
Light-alloy	Good corrosion resistance in inland-, sea and industrial atmosphere

Chemical resistance for polycarbonate

Chemical class	Effects
Alcohols and alkalis	Generally compatible at low concentration and room temperature. Higher concentrations and elevated temperatures can result in etching and attack evidenced by decomposition
Aliphatic hydrocarbons	Generally compatible
Amines	Surface crystallization and chemical attack. Avoid
Aromatic hydrocarbons	Partial solvents and severe stress cracking agents (i.e., xylene, toluene) Avoid
Detergents and cleaners	Mild soap solutions are generally compatible. Strong alkaline materials should be avoided
Esters	Cause severe crystallization. Partial solvents Avoid
Greases and oils	Pure petroleum types generally compatible. Many additives used with them are not
Halogenated, hydrocarbons	Solvents Avoid
Ketones	Cause severe crystallization and stress cracking. Partial solvents Avoid
Silicone oil and greases	Generally compatible up to 85 °C

Modular plastic range

Technical data

Electrical data

MCB Standard contact blocks (standard and gold plated)

Self cleaning silver contacts, NC contact with positive opening.

At voltages and currents below 24 V and 5.6 mA we recommend our micro switch blocks.

Ratings as per IEC 60947-5-1

Rated insulation voltage, U_i		690 V
Rated thermal current, I_{th}		10 A
Rated operational current, I_e	at: 120 V	8 A
Utilization category AC 15,	at: 230 V	6 A
	at: 400 V	4 A
	at: 690 V	2 A
Rated operational current, I_e utilisation category DC 13,	at: 24 V	5 A
	at: 125 V	0.55 A
	at: 250 V	0.27 A
Rated impulse withstand voltage	U_{imp}	6 kV
Rated frequency		50/60 Hz
Pollution degree		3

Ratings as per UL, CSA, NEMA

	A600 AC		Q600 DC	
Rated insulation voltage	600 V		600 V	
Rated thermal current	10 A		2.5 A	
Rated operational current	at: 120 V	6 A	at: 125 V	0.55 A
	at: 240 V	3 A	at: 250 V	0.27 A
	at: 480 V	1.5 A	at: 480 V	0.10 A
	at: 600 V	1.2 A	at: 600 V	0.10 A

Max. number of contact blocks per operator

The contact blocks can be stacked in max two levels on the 3-block holder. Only one level is accepted on the 5-block holder.

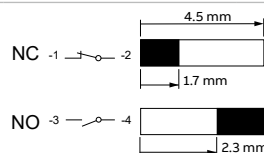
Pushbutton, toggle switch, mushroom pushbutton, double pushbutton, selector switch, key-operated selector switch and emergency stop operator	6
Joystick	8

Short circuit protection

Max. fuse at 1 kA

gG 16A

Diagram for make and break contact MCB, MCBL



Micro switch block

Ratings as per IEC 60947-5-1

Rated insulation voltage, U_i		125 V
Rated thermal current, I_{th}		3 A
Rated operational current, I_e utilisation category AC 14,	at: 125 V	0.5 A
Rated operational current, I_e utilization category DC 13,	at: 24 V	0.3 A
Rated operational current, I_e utilization category DC 12,	at: 24 V	0.1 A

Ratings as per UL 508

	125 V AC	3 A
	60 V DC	0.2 A
	48 V DC	0.1 A

Minimum switching capacity

Standard contact blocks	24 V DC	5.6 mA
Gold plated contact blocks	5 V DC	12 mA
	12 V DC	1 mA
Micro switch blocks	3 V DC	1 mA

Modular plastic range





Technical data

Mechanical data



Mechanical life

Standard contact blocks MCB	10 million operations
Micro switch block MCBL	1 million operations
Pushbuttons MP, momentary mushroom pushbuttons MPM	2 million operations
Heavy duty pushbuttons KP6	4 million operations

Selector switches M2SS, M3SS

Standard contact blocks and micro switch block	3-position holder		500 000 operations
Standard contact blocks	3-position holder		
Standard contact blocks	5-position holder		
Standard contact blocks in two stacks	3-position holder		





Selector switches - center block operating M3SSC

Standard contact blocks	3-position holder		250 000 operations
Standard contact blocks in two stacks	3-position holder		150 000 operations

Key-operated selector switch M2SSK, M3SSK and double pushbutton MPD 500 000 operations

Emergency stop pushbuttons MPET, MPEP, MPEK 100 000 operations

Joystick MJS

Micro switch block	4-position holder		500 000 operations
Standard contact blocks	4-position holder		
Standard contact blocks and micro switch block	4-position holder		400 000 operations
Standard contact blocks in two stacks	4-position holder		300 000 operations

LED blocks MLBL

Service life for LED means number of service hours until the brightness has been reduced down 50%. Service life 50 000 h operating at 25 °C, 40-70% rh (relative humidity)

Color of white LED	x=0.31 Y=0.32 means the position of color in the ICI Chromaticity diagram
Voltage tolerance on LED blocks	-30 to +10% voltage is acceptable without affecting the Service life
Voltage peaks on LED blocks	Voltage peaks up to 1000 V and current peaks up to 500 mA during a few msec.
Glowing light	All integrated LED bulbs have a function built in to cut leakage currents
Rated frequency	50/60 Hz for AC supplied products

Modular plastic range

Technical data

LED blocks front and rear mounting MLBL

Color	Current		Illuminance		Anti ... inductive peak voltage V	Main wavelength Nm	Color temperature K
	mA Min.	Max.	lx Min.	Max.			
Voltage range 12 V DC							
● Red	11	15	1000	3500	5	620 ... 625	–
● Green	8	12	3700	12500	5	515 ... 520	–
● Yellow	11	15	1200	4250	5	585 ... 590	–
● Blue	8	12	1500	5300	5	465 ... 470	–
○ White	8	12	1800	8500	5	–	8000 ... 12000
Voltage range 24 V AC / DC							
● Red	8	12	900	3100	9	620 ... 625	–
● Green	8	12	3000	11500	9	515 ... 520	–
● Yellow	8	12	800	3100	9	585 ... 590	–
● Blue	8	12	900	5000	9	465 ... 470	–
○ White	8	11	1800	8500	9	–	8000 ... 12000
Voltage range 48 V AC / DC							
● Red	8	12	900	3100	5	620 ... 625	–
● Green	8	12	3000	11500	5	515 ... 520	–
● Yellow	8	12	1000	3400	5	585 ... 590	–
● Blue	8	12	1500	5300	5	465 ... 470	–
○ White	8	12	1800	8500	5	–	8000 ... 12000
Voltage range 60 V AC / DC							
● Red	8	12	900	3100	5	620 ... 625	–
● Green	8	12	3000	11500	5	515 ... 520	–
● Yellow	8	12	1000	3400	5	585 ... 590	–
● Blue	8	12	1500	5300	5	465 ... 470	–
○ White	8	12	1800	8500	5	–	8000 ... 12000
Voltage range 110 ... 130 V AC							
● Red	13	17	900	3100	25	620 ... 625	–
● Green	13	17	2500	11700	25	515 ... 520	–
● Yellow	13	17	1000	3700	25	585 ... 590	–
● Blue	13	17	1000	5200	25	465 ... 470	–
○ White	13	17	1850	8800	25	–	8000 ... 12000
Voltage range 110 ... 130 V DC							
● Red	8	12	900	3100	15	620 ... 625	–
● Green	8	12	3000	11500	15	515 ... 520	–
● Yellow	8	12	1000	3400	15	585 ... 590	–
● Blue	8	12	1500	5300	15	465 ... 470	–
○ White	8	12	1800	8500	15	–	8000 ... 12000

Note:

The testing distance of illuminance is 2 mm, between top of lens and the sensor surface. Clean test environment, supply voltage at 50/60 Hz with harmonized wave and without length high frequency.

Rated voltage tolerance of LED blocks: -30% to +10%.

(1) Higher threshold to light up LED to be used in applications where there is risk of large induced voltages.

Modular plastic range

Technical data

Color	Current		Illuminance		Anti-inductive peak voltage	Main wavelength	Color temperature
	mA Min.	Max.	lx Min.	Max.	V	Nm	K
Voltage range 220 V DC							
● Red	7	10	700	2300	15	620 ... 625	–
● Green	7	10	2400	8000	15	515 ... 520	–
● Yellow	7	10	800	3100	15	585 ... 590	–
● Blue	7	10	1200	4350	15	465 ... 470	–
○ White	7	10	1400	7000	15	–	8000 ... 12000
Voltage range 230 V AC							
● Red	8	12	900	3100	55	620 ... 625	–
● Green	8	12	3000	11500	55	515 ... 520	–
● Yellow	8	12	500	3100	55	585 ... 590	–
● Blue	7	11	800	5000	55	465 ... 470	–
○ White	7	11	1200	8200	55	–	8000 ... 12000
Voltage range 380 V AC							
● Red	8	12	900	3100	15	620 ... 625	–
● Green	8	12	3000	11500	15	515 ... 520	–
● Yellow	8	12	1000	3400	15	585 ... 590	–
● Blue	8	12	1500	5300	15	465 ... 470	–
○ White	8	12	1800	8500	15	–	8000 ... 12000
Voltage range 415 V AC							
● Red	8	12	900	3100	15	620 ... 625	–
● Green	8	12	3000	11500	15	515 ... 520	–
● Yellow	8	12	1000	3400	15	585 ... 590	–
● Blue	8	12	1500	5300	15	465 ... 470	–
○ White	8	12	1800	8500	15	–	8000 ... 12000

Note:

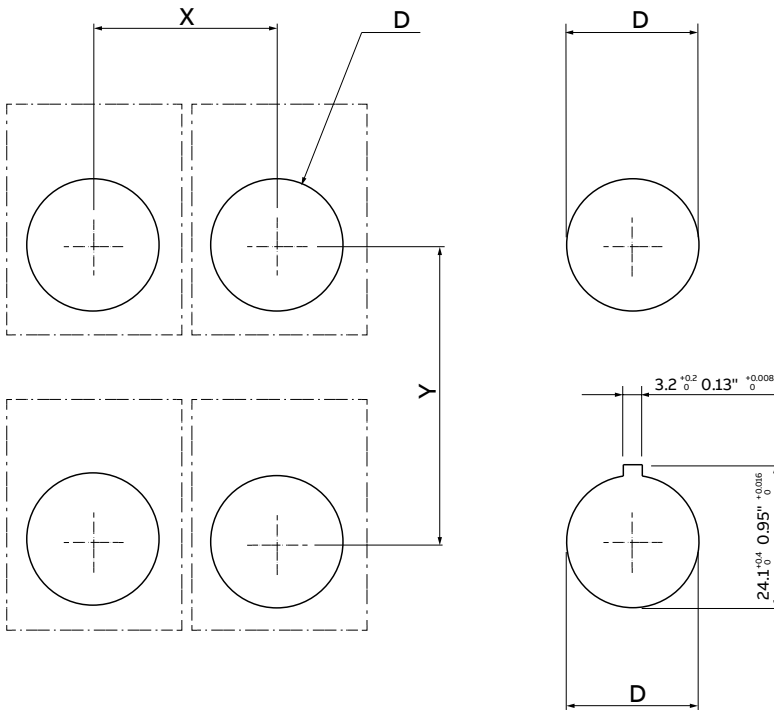
The testing distance of illuminance is 2 mm, between top of lens and the sensor surface. Clean test environment, supply voltage at 50/60 Hz with harmonized wave and without length high frequency.

Rated voltage tolerance of LED blocks: ... 30% to +10%.

(1) Higher threshold to light up LED to be used in applications where there is risk of large induced voltages.

Modular plastic range

Drilling plan



Modular Plastic range

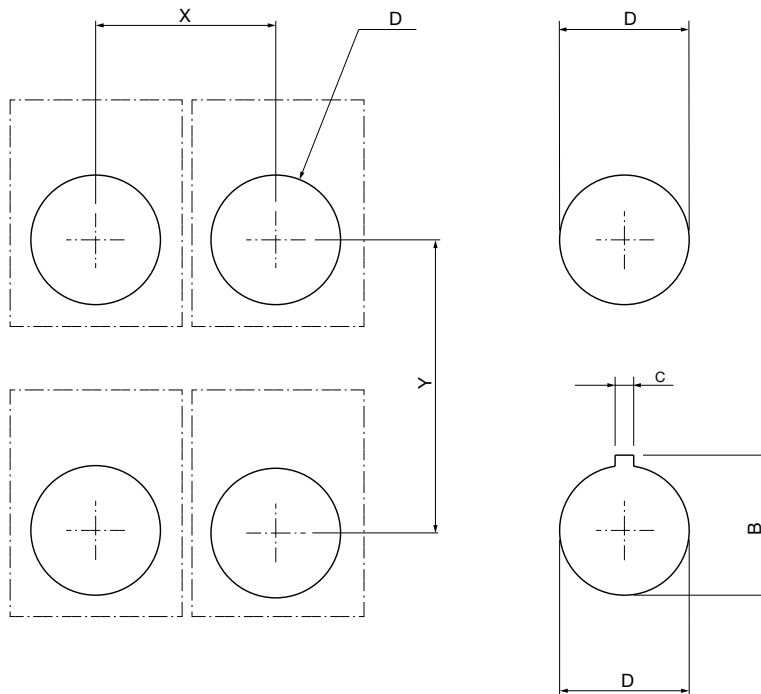
Panel thickness: 1.5-6 mm (0.06-0.24")

Description	X		Y		D	
	mm	inch	mm	inch	mm	inch
Pushbutton, pilot light, 2 and 3 position selector switch, potentiometer, toggle switch, 30 mm emergency stop, 30 mm machine stop, key-operated selector switch	31	1.22"	50	1.97"	$\varnothing 22.3_0^{+0.4}$	$0.88_0^{+0.016}$
Pushbutton, pilot light, 2 and 3 position selector switch (with legend plate)	31	1.22"	55	2.17"	$\varnothing 22.3_0^{+0.4}$	$0.88_0^{+0.016}$
Mushroom pushbutton, emergency stop, machine stop (40 mm)	45	1.77"	50	1.97"	$\varnothing 22.3_0^{+0.4}$	$0.88_0^{+0.016}$
Mushroom pushbutton, emergency stop, machine stop (60 mm)	65	2.56"	70	2.76"	$\varnothing 22.3_0^{+0.4}$	$0.88_0^{+0.016}$
Double pushbutton	31	1.22"	55	2.17"	$\varnothing 22.3_0^{+0.4}$	$0.88_0^{+0.016}$
Double pushbutton (with legend plate)	31	1.22"	95	3.74"	$\varnothing 22.3_0^{+0.4}$	$0.88_0^{+0.016}$
Heavy duty pushbutton*	50	1.97"	50	1.97"	$\varnothing 30.5_0^{+0.50}$	$1.22_0^{+0.020}$
Potentiometer (with legend plate)	51	2.01"	50	1.97"	$\varnothing 22.3_0^{+0.4}$	$0.88_0^{+0.016}$
Toggle switch (with legend plate)	31	1.22"	66	2.60"	$\varnothing 22.3_0^{+0.4}$	$0.88_0^{+0.016}$
Joystick (with or without legend plate)	100	3.94"	100	3.94"	$\varnothing 22.3_0^{+0.4}$	$0.88_0^{+0.016}$
5 position holder	51	2.01"	50	1.97"	$\varnothing 22.3_0^{+0.4}$	$0.88_0^{+0.016}$
4 position selector switch	50	1.97"	45	1.77"	$\varnothing 22.3_0^{+0.4}$	$0.88_0^{+0.016}$

*Panel thickness for heavy duty pushbutton is 2-5 mm (0.08-0.20"). Hole with key recess is not applicable for heavy duty pushbutton.

Modular plastic range

Drilling plan



Accessories	X	Y	D		B		C	Panel thickness
			Ø mm	inch	Ø mm	inch		
5 block holder	51 2.01"	50 1.97"	Ø 22.3 ^{+0.4}	0.88" ^{+0.016}	24.1 ^{+0.4}	0.95" ^{+0.016}	3.2 0.13"	1.5 0.06" - 6 0.24"
30 mm adapter	42 1.65"	52 2.05"	Ø 30.5 ^{+0.5}	1.20" ^{+0.02}	33 ^{+0.5}	1.30" ^{+0.02}	5 0.20"	2 0.08" - 7 0.28"

Pilot devices, 22 mm

Modular metal range

Ordering details

74	Non-illuminated pushbuttons
75	Non-illuminated marked pushbuttons
76	Illuminated pushbuttons
77	Non-illuminated mushroom pushbuttons
78	Illuminated mushroom pushbuttons
79	Emergency stops
80	Pilot lights
81	Selector switches - 2-position
83	Selector switches - 3-position
85	Selector switches - 4-position
86	Selector switches - 5-position
87	Key-operated selector switches
91	Joysticks
93	Toggle switches
94	Selector pushbuttons

Accessories

95	Holders and contact blocks
97	Power supplies
98	LED bulbs for power supplies
99	LED blocks
100	Other accessories

101 Technical data

103 Drilling plan

Modular metal range

Non-illuminated pushbuttons momentary



1SFC151476V0001

P9MPNRG with holder



1SFC151529V0001

P9MPNGG



1SFC151510V0001

P9MPN BG



1SFC151528V0001

P9MPNNG



1SFC151519V0001

P9MPNRS



1SFC151518V0001

P9MPNVS



1SFC151521V0001

P9MPNLS



1SFC151520V0001

P9MPNNS



1SFC151628V0001

P9ACDPP

Description

Each reference includes the satin chrome metal body and nut together with the holder.

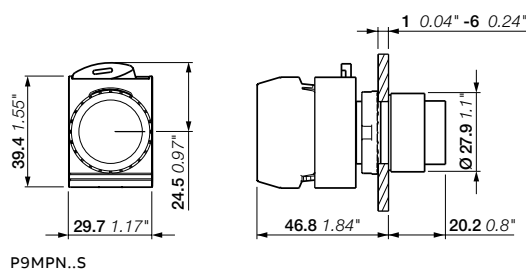
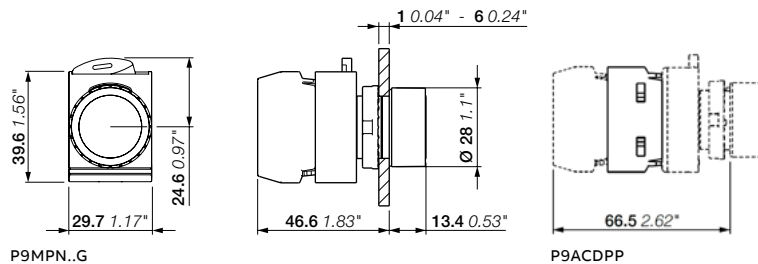
Operator	Type	Order code	Pkg qty	Weight (1 pce) kg
Flush pushbutton				
● Red	P9MPNRG	1SFA184001R9001	1	0.058
● Green	P9MPNVG	1SFA184002R9002	1	0.058
● Yellow	P9MPNGG	1SFA184003R9003	1	0.058
● Blue	P9MPN LG	1SFA184006R9004	1	0.058
○ White	P9MPN BG	1SFA184007R9005	1	0.058
● Black	P9MPNNG	1SFA184000R9006	1	0.058
● Grey	P9MPNHG	1SFA184008R9007	1	0.058

Extended pushbutton

● Red	P9MPNRS	1SFA184011R9001	1	0.062
● Green	P9MPNVS	1SFA184012R9002	1	0.062
● Yellow	P9MPNGS	1SFA184057R9003	1	0.062
● Blue	P9MPNLS	1SFA184016R9004	1	0.062
○ White	P9MPNBS	1SFA184017R9005	1	0.062
● Black	P9MPNNS	1SFA184010R9006	1	0.062

Maintained accessory

Device for standard pushbuttons, illuminated pushbuttons: To be used only with contact blocks P9B01VN, P9B01VR, P9B10VA and P9B01FN	P9ACDPP	1SFA187843R8000	1	0.012
--	---------	-----------------	---	-------



Dimensions (mm, inches)

Modular metal range

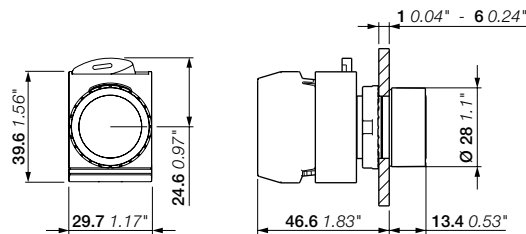
Non-illuminated marked pushbuttons momentary



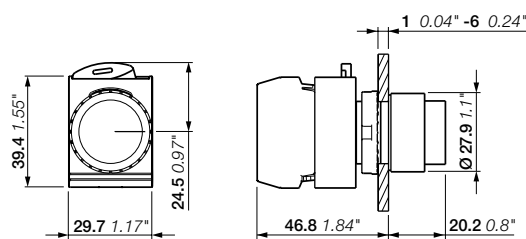
Description

Each reference includes the satin chrome metal body and nut together with the holder.

Text/symbol	Color	Type	Order code	Pkg qty	Weight (1 pce) kg
Flush puttonbuttons					
START	Green	P9MPNVG202	1SFA187149R9502	1	0.058
STOP	Red	P9MPNRG201	1SFA187147R9501	1	0.058
	Black	P9MPNNG201	1SFA188908R9506	1	0.058
R	Blue	P9MPNNG037	1SFA187143R9504	1	0.058
⊕	Green	P9MPNVG030	1SFA187146R9502	1	0.058
	White	P9MPNBG030	1SFA188057R9505	1	0.058
	Black	P9MPNNG030	1SFA187145R9506	1	0.058
I	Green	P9MPNVG028	1SFA187112R9502	1	0.058
	White	P9MPNBG028	1SFA187151R9505	1	0.058
	Black	P9MPNNG028	1SFA187111R9506	1	0.058
O	Red	P9MPNRG029	1SFA187110R9501	1	0.058
	Black	P9MPNNG029	1SFA187150R9506	1	0.058
→	Green	P9MPNVG006	1SFA187118R9502	1	0.058
	White	P9MPNBG006	1SFA187152R9505	1	0.058
	Black	P9MPNNG006	1SFA187117R9506	1	0.058
↯	Black	P9MPNNG085	1SFA188886R9506	1	0.058
↔	Blue	P9MPNNG007	1SFA188900R9504	1	0.058
⚙	Black	P9MPNNG002	1SFA187139R9506	1	0.058
Extended pushbutton					
O	Red	P9MPNRS029	1SFA187210R9501	1	0.058
O	Black	P9MPNNS029	1SFA187250R9506	1	0.058
⚙	Black	P9MPNNS032	1SFA187235R9506	1	0.058



P9MPN..G



P9MPN..S

Dimensions (mm, inches)

Modular metal range

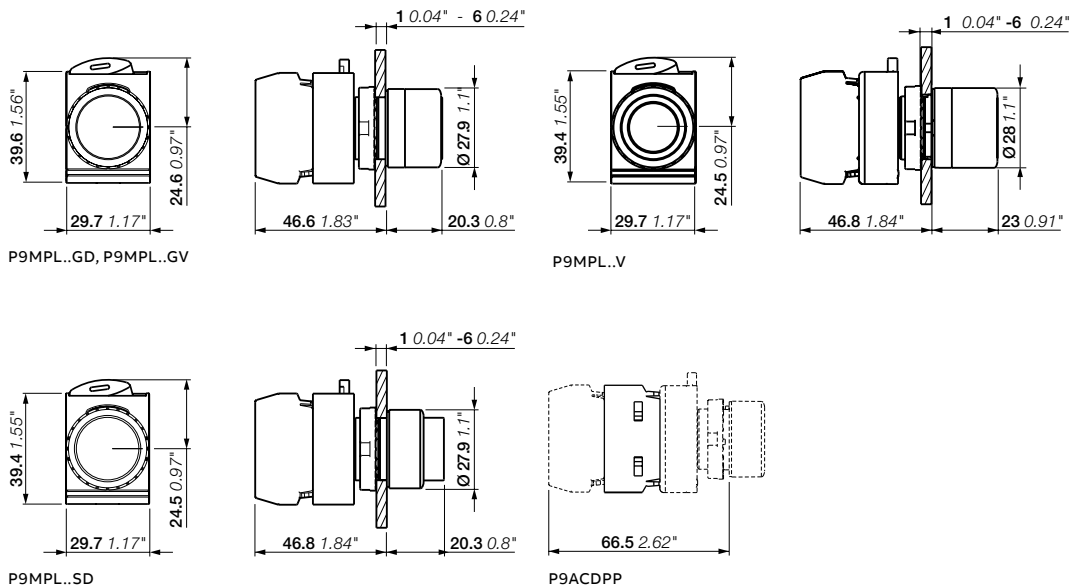
Illuminated pushbuttons momentary



Description


Each reference includes the satin chrome metal body and nut together with the holder.

Operator	Type	Order code	Pkg qty	Weight (1 pce) kg
Flush pushbutton - Plastic lens type				
● Red	P9MPLRGD	1SFA184491R9101	1	0.057
● Green	P9MPLVGD	1SFA184492R9102	1	0.057
● Yellow	P9MPLGGD	1SFA184493R9103	1	0.057
● Blue	P9MPLLGD	1SFA184496R9104	1	0.057
○ White	P9MPLBGD	1SFA184497R9105	1	0.057
● Orange	P9MPLAGD	1SFA184495R9109	1	0.057
○ Clear	P9MPLIGD	1SFA184498R9108	1	0.057
Flush pushbutton - Glass lens type				
● Red	P9MPLRGV	1SFA184521R9101	1	0.060
● Green	P9MPLVGV	1SFA184522R9102	1	0.060
● Yellow	P9MPLGGV	1SFA184523R9103	1	0.060
● Blue	P9MPLLGV	1SFA184526R9104	1	0.060
○ White	P9MPLBGV	1SFA184527R9105	1	0.060
Extended pushbutton - Plastic lens type				
● Red	P9MPLRSD	1SFA184501R9101	1	0.059
● Green	P9MPLVSD	1SFA184502R9102	1	0.059
● Yellow	P9MPLGSD	1SFA184503R9103	1	0.059
● Blue	P9MPLSD	1SFA184506R9104	1	0.059
○ White	P9MPLBSD	1SFA184507R9105	1	0.059
● Orange	P9MPLASD	1SFA184505R9109	1	0.059
Maintained accessory				
Device for standard pushbuttons, illuminated pushbuttons: To be used only with contact blocks P9B01VN, P9B01VR, P9B10VA and P9B01FN	P9ACDPP	1SFA187843R8000	1	0.012



Modular metal range

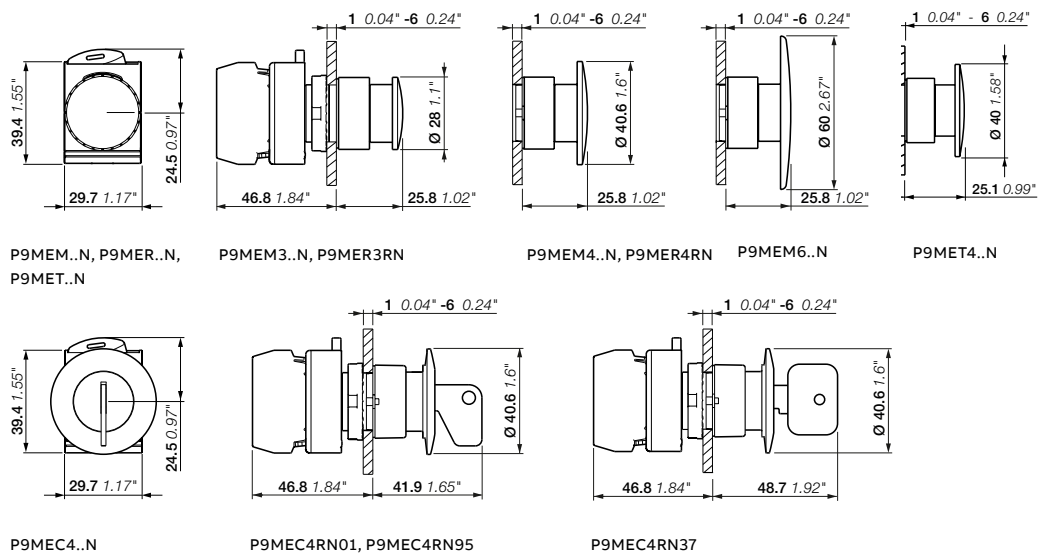
Non-illuminated mushroom pushbuttons



Description

Each reference includes the satin chrome metal body and nut together with the holder.


Color	Release method	Type	Order code	Pkg qty	Weight (1 pce) kg
Momentary					
Ø 28 mm					
● Red	–	P9MEM3RN	1SFA184031R9001	1	0.060
● Green	–	P9MEM3VN	1SFA184032R9002	1	0.060
● Yellow	–	P9MEM3GN	1SFA184033R9003	1	0.060
● Black	–	P9MEM3NN	1SFA184030R9006	1	0.060
Ø 40 mm					
● Red	–	P9MEM4RN	1SFA184041R9001	1	0.061
● Green	–	P9MEM4VN	1SFA184042R9002	1	0.061
● Yellow	–	P9MEM4GN	1SFA184043R9003	1	0.061
● Black	–	P9MEM4NN	1SFA184040R9006	1	0.061
Ø 60 mm					
● Red	–	P9MEM6RN	1SFA184051R9001	1	0.070
● Green	–	P9MEM6VN	1SFA184052R9002	1	0.070
● Yellow	–	P9MEM6GN	1SFA184053R9003	1	0.070
● Black	–	P9MEM6NN	1SFA184050R9006	1	0.070
Maintained					
Ø 28 mm					
● Red	Twist release	P9MER3RN	1SFA184070R9001	1	0.066
Ø 40 mm					
● Red	Pull release	P9MET4RN1	1SFA184061R9001	1	0.069
	Twist release	P9MER4RN	1SFA184071R9001	1	0.069
● Green	Pull release	P9MET4VN1	1SFA184062R9002	1	0.069
● Yellow	Pull release	P9MET4GN1	1SFA184063R9003	1	0.069
● Black	Pull release	P9MET4NN1	1SFA184060R9006	1	0.069
Maintained with key					
Ø 40 mm					
● Red	Key code 01	P9MEC4RN01	1SFA192000R9001	1	0.090
	Key code 37	P9MEC4RN37	1SFA192012R9001	1	0.090
	Key code 95	P9MEC4RN95	1SFA184073R9001	1	0.090



Dimensions (mm, inches)

Modular metal range

Illuminated mushroom pushbuttons



P9MEM4RL



P9MEM4GL



P9MET4RL1



P9MET4LL1

Description

Each reference includes the satin chrome metal body and nut together with the holder.

Color	Release method	Type	Order code	Pkg qty	Weight (1 pce) kg
-------	----------------	------	------------	---------	-------------------

Momentary

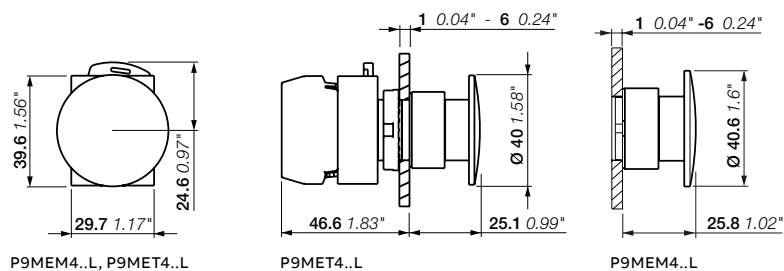
Ø 40 mm

● Red	-	P9MEM4RL	1SFA184551R9101	1	0.062
● Green	-	P9MEM4VL	1SFA184552R9102	1	0.062
● Yellow	-	P9MEM4GL	1SFA184553R9103	1	0.062
● Blue	-	P9MEM4LL	1SFA184556R9104	1	0.062

Maintained

Ø 40 mm

● Red	Pull release	P9MET4RL1	1SFA184561R9101	1	0.062
● Green	Pull release	P9MET4VL1	1SFA184562R9102	1	0.062
● Yellow	Pull release	P9MET4GL1	1SFA184563R9103	1	0.062
● Blue	Pull release	P9MET4LL1	1SFA184566R9104	1	0.062



P9MEM4..L, P9MET4..L
Dimensions (mm, inches)

Modular metal range

Non-illuminated emergency stop pushbutton



P9XER4RAW

Description

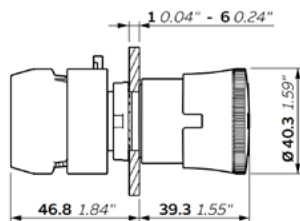
Each order code includes the satin chrome metal body and nut together with the holder. Product body is plastic.

Color	Release method	Type	Order code	Pkg qty	Weight (1 pce) kg
Ø 40 mm					
● Red	Twist release	P9XER4RAW	1SFA185078R9001	1	0.055
● Red	Twist release	P9XER4RAW-AA	1SFA205228R9001	200	0.055

5 position holder is not allowed

For technical data please refer to page 99

For more installation information, please see installation guide 1SFC151011M0201



P9XER4RAW

Dimensions (mm, inches)

Modular metal range

Pilot lights



P9MLBD
with holder

1SFCL151478V0001



P9MLVD

1SFCL151578V0001



P9MLLD

1SFCL151580V0001



P9MLAD

1SFCL151584V0001



P9MLRD

1SFCL151579V0001



P9MLGD

1SFCL151582V0001



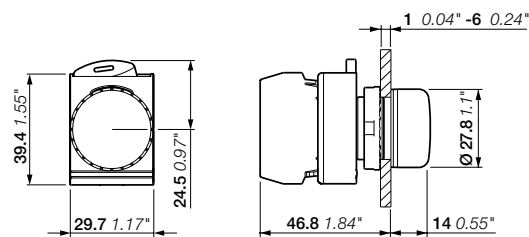
P9MLID

1SFCL151581V0001

Description

Each reference includes the satin chrome metal body and nut together with the holder.

Color	Type	Order code	Pkg qty	Weight (1 pce) kg
Operator - Plastic lens type				
● Red	P9MLRD	1SFA184791R9001	1	0.050
● Green	P9MLVD	1SFA184792R9002	1	0.050
● Yellow	P9MLGD	1SFA184793R9003	1	0.050
● Blue	P9MLLD	1SFA184796R9004	1	0.050
○ White	P9MLBD	1SFA184797R9005	1	0.050
○ Clear	P9MLID	1SFA184798R9008	1	0.050
● Orange	P9MLAD	1SFA184795R9009	1	0.050



P9ML..D

Dimensions (mm, inches)

Modular metal range

Non-illuminated selector switches - 2-position

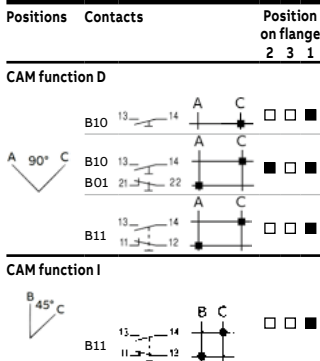


Description

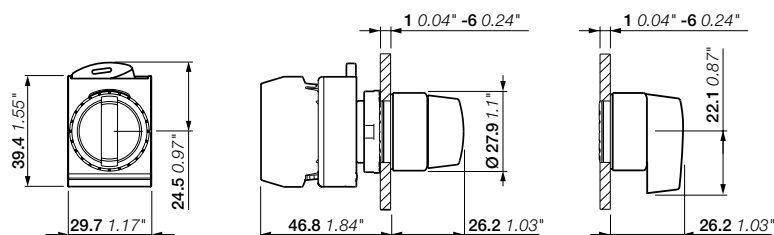
Each reference includes the satin chrome metal body and nut together with the holder.

Operating principle	Color	CAM function	Type	Order code	Pkg qty	Weight (1 pce) kg
Short handle						
	● Yellow	I	P9MSMI0G	1SFA184123R9003	1	0.065
	● Black	I	P9MSMI0N	1SFA184120R9006	1	0.065
	● Red	D	P9MSMD0R	1SFA184111R9001	1	0.065
	● Black	D	P9MSMD0N	1SFA184110R9006	1	0.065
	● Red	I	P9MSMI5R	1SFA184151R9001	1	0.065
	● Green	I	P9MSMI5V	1SFA184152R9002	1	0.065
	● Black	I	P9MSMI5N	1SFA184150R9006	1	0.065
	● Red	D	P9MSMD5R	1SFA184141R9001	1	0.065
	● Yellow	D	P9MSMD5G	1SFA184143R9003	1	0.065
	● Black	D	P9MSMD5N	1SFA184140R9006	1	0.065
Long handle						
	● Black	I	P9MSVI0N	1SFA184371R9006	1	0.068
	● Yellow	D	P9MSVD0G	1SFA184822R9003		
	● Black	D	P9MSVD0N	1SFA184370R9006	1	0.068
	● Black	I	P9MSVI5N	1SFA184374R9006	1	0.068
	● Black	D	P9MSVD5N	1SFA184373R9006	1	0.068

Electrical diagram



Note: dot in this diagram = contact closed.
 B10 = P9B10VN, P9B10FN contact blocks
 B01 = P9B01VN, P9B01FN contact blocks
 B11 = P9B11VN contact blocks



P9MSM, P9MSV
 Dimensions (mm, inches)

Modular metal range

Illuminated selector switches - 2-position



P9MSLD0R

1SFCL51511V0001



P9MSLD0G

1SFCL51599V0001



P9MSLD0B

1SFCL51510V0001



P9MSLD0A

1SFCL51512V0001



P9MSAD0V

1SFCL51494V0001

Description

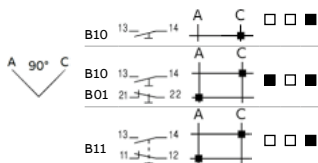
Each reference includes the satin chrome metal body and nut together with the holder.

Operating principle	Color	CAM function	Type	Order code	Pkg qty	Weight (1 pce) kg
Short handle						
	● Red	D	P9MSLD0R	1SFA184591R9101	1	0.059
	● Green	D	P9MSLD0V	1SFA184592R9102	1	0.059
	● Yellow	D	P9MSLD0G	1SFA184593R9103	1	0.059
	● Blue	D	P9MSLD0L	1SFA184596R9104	1	0.059
	○ White	D	P9MSLD0B	1SFA184597R9105	1	0.059
	● Orange	D	P9MSLD0A	1SFA184595R9109	1	0.059
	○ Clear	D	P9MSLD0I	1SFA184598R9108	1	0.059
Long handle						
	● Red	D	P9MSAD0R	1SFA184641R9101	1	0.060
	● Green	D	P9MSAD0V	1SFA184642R9102	1	0.060
	● Blue	D	P9MSAD0L	1SFA184646R9104	1	0.060
	○ White	D	P9MSAD0B	1SFA184647R9105	1	0.060

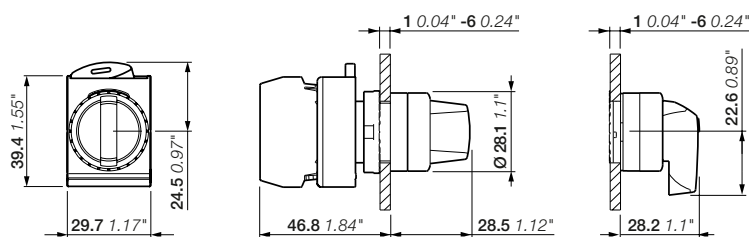
Electrical diagram

Positions	Contacts	Position on flange
		2 3 1

CAM function D



Note: dot in this diagram = contact closed.
 B10 = P9B10VN, P9B10FN contact blocks
 B01 = P9B01VN, P9B01FN contact blocks
 B11 = P9B11VN contact blocks



P9MSL, P9MSA

Dimensions (mm, inches)

Modular metal range

Non-illuminated selector switches - 3-position

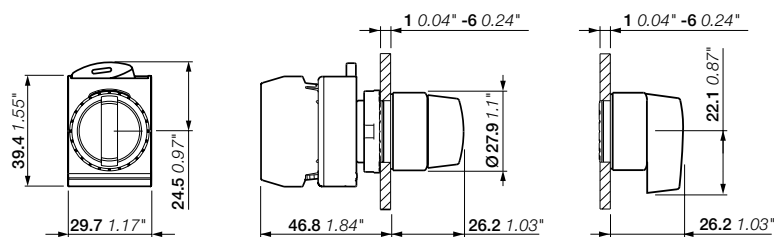
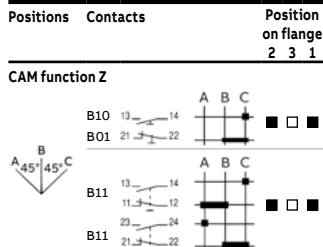


Description

Each reference includes the satin chrome metal body and nut together with the holder.

Operating principle	Color	CAM function	Type	Order code	Pkg qty	Weight (1 pce) kg
Short handle						
	● Red	Z	P9MSMZ0R	1SFA184201R9001	1	0.065
	● Black	Z	P9MSMZ0N	1SFA184200R9006	1	0.065
	● Red	Z	P9MSMZ3R	1SFA184321R9001	1	0.065
	● Black	Z	P9MSMZ3N	1SFA184320R9006	1	0.065
	● Black	Z	P9MSMZ5N	1SFA184280R9006	1	0.065
	● Red	Z	P9MSMZ1R	1SFA184241R9001	1	0.065
	● Black	Z	P9MSMZ1N	1SFA184240R9006	1	0.065
Long handle						
	● Red	Z	P9MSVZ0R	1SFA184856R9001	1	0.068
	● Black	Z	P9MSVZ0N	1SFA184379R9006	1	0.068
	● Black	Z	P9MSVZ3N	1SFA184391R9006	1	0.068
	● Black	Z	P9MSVZ5N	1SFA184387R9006	1	0.068
	● Black	Z	P9MSVZ1N	1SFA184383R9006	1	0.068


Electrical diagram



P9MSM, P9MSV
Dimensions (mm, inches)

Modular metal range

Illuminated selector switches - 3-position

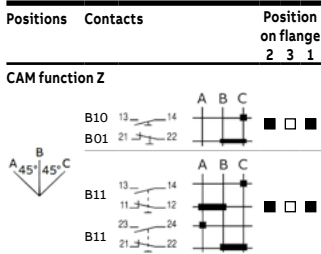


Description

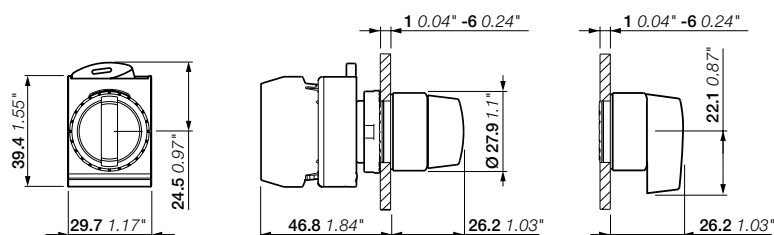
Each reference includes the satin chrome metal body and nut together with the holder.

Operating principle	Color	CAM function	Type	Order code	Pkg qty	Weight (1 pce) kg	
Short handle							
	● Red	Z	P9MSLZ0R	1SFA184601R9101	1	0.065	
	● Green	Z	P9MSLZ0V	1SFA184602R9102	1	0.065	
	● Yellow	Z	P9MSLZ0G	1SFA184603R9103	1	0.065	
	● Blue	Z	P9MSLZ0L	1SFA184606R9104	1	0.065	
	○ White	Z	P9MSLZ0B	1SFA184607R9105	1	0.065	
	● Orange	Z	P9MSLZ0A	1SFA184605R9109	1	0.065	
	● Red	Z	P9MSLZ3R	1SFA184631R9101	1	0.065	
	● Green	Z	P9MSLZ3V	1SFA184632R9102	1	0.065	
	● Yellow	Z	P9MSLZ3G	1SFA184633R9103	1	0.065	
	● Blue	Z	P9MSLZ3L	1SFA184636R9104	1	0.065	
	○ White	Z	P9MSLZ3B	1SFA184637R9105	1	0.065	
	● Orange	Z	P9MSLZ3A	1SFA184635R9109	1	0.065	
	○ Clear	Z	P9MSLZ3I	1SFA184638R9108	1	0.065	
	● Red	Z	P9MSLZ5R	1SFA184621R9101	1	0.065	
	● Green	Z	P9MSLZ5V	1SFA184622R9102	1	0.065	
	● Blue	Z	P9MSLZ5L	1SFA184626R9104	1	0.065	
	○ Clear	Z	P9MSLZ5I	1SFA184628R9108	1	0.065	
	● Red	Z	P9MSLZ1R	1SFA184611R9101	1	0.065	
	● Green	Z	P9MSLZ1V	1SFA184612R9102	1	0.065	
	● Yellow	Z	P9MSLZ1G	1SFA184613R9103	1	0.065	
	● Blue	Z	P9MSLZ1L	1SFA184616R9104	1	0.065	
	○ White	Z	P9MSLZ1B	1SFA184617R9105	1	0.065	
	Long handle						
		● Green	Z	P9MSAZ0V	1SFA184652R9102	1	0.068
		○ White	Z	P9MSAZ0B	1SFA184657R9105	1	0.068
		● Green	Z	P9MSAZ3V	1SFA184682R9102	1	0.068
○ White		Z	P9MSAZ3B	1SFA184687R9105	1	0.068	
● Orange		Z	P9MSAZ3A	1SFA184685R9109	1	0.068	

Electrical diagram



Note: dot in this diagram = contact closed.
 B10 = P9B10VN, P9B10FN contact blocks
 B01 = P9B01VN, P9B01FN contact blocks
 B11 = P9B11VN contact blocks



P9MSL, P9MSA
 Dimensions (mm, inches)

Modular metal range

Non-illuminated selector switches - 4-position



1SFCL51471V0001

P9MSMX0N
with holder



P9MSMX0N

1SFCL51508V0001

Description

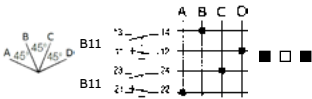
Each reference includes the satin chrome metal body and nut together with the holder.

Operating principle	Color	CAM function	Type	Order code	Pkg qty	Weight (1 pce) kg
Short handle						
	● Black	X	P9MSMX0N	1SFA184397R9006	1	0.065
	● Black	X	P9MSMX5N	1SFA184340R9006	1	0.065
Long handle						
	● Black	X	P9MSVX0N	1SFA184392R9006	1	0.068
	● Black	X	P9MSVX5N	1SFA184393R9006	1	0.068

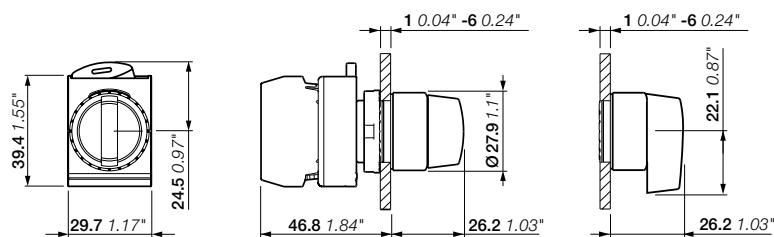
Electrical diagram

Positions	Contacts	Position on flange
		2 3 1

CAM function X



Note: dot in this diagram = contact closed.
 B10 = P9B10VN, P9B10FN contact blocks
 B01 = P9B01VN, P9B01FN contact blocks
 B11 = P9B11VN contact blocks



P9MSM, P9MSV

Dimensions (mm, inches)

Modular metal range

Non-illuminated selector switches - 5-position



1SFA184351R9001

P9MSMYOR

Description

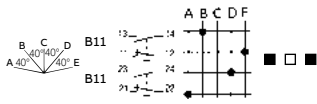
Each reference includes the satin chrome metal body and nut together with the holder.

Operating principle	Color	CAM function	Type	Order code	Pkg qty	Weight (1 pce) kg
Short handle						
	● Black	W	P9MSMW0N	1SFA184360R9006	1	0.065
	● Red	Y	P9MSMYOR	1SFA184351R9001	1	0.065
	● Black	Y	P9MSMY0N	1SFA184350R9006	1	0.065

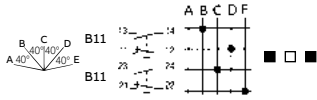
Electrical diagram

Positions	Contacts	Position on flange
		2 3 1

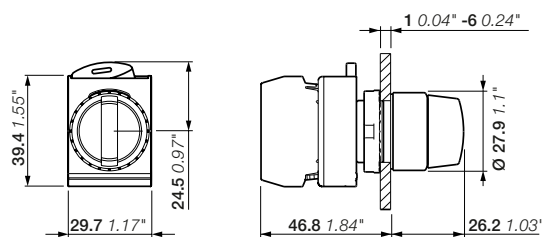
CAM function Y



CAM function W



Note: dot in this diagram = contact closed.
 B10 = P9B10VN, P9B10FN contact blocks
 B01 = P9B01VN, P9B01FN contact blocks
 B11 = P9B11VN contact blocks



P9MSM

Dimensions (mm, inches)

Modular metal range

Key-operated selector switches - 2-position



P9MSC10C37
with holder

P9MSC10C95

Description

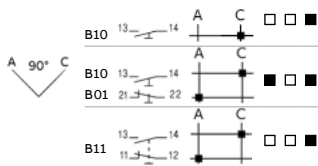
Each reference includes the satin chrome metal body and nut together with the holder, 2 keys included.

Operating principle	Key code	Key head color	CAM function	Type	Order code	Pkg qty	Weight (1 pce) kg
 Key can be removed in B only	37	Red/Metal	I	P9MSC10C37	1SFA192162R9006	1	0.120
	01	Metal	I	P9MSC10C01	1SFA192150R9006	1	0.120
	95	Metal	I	P9MSC10C95	1SFA184403R9006	1	0.120
 Key can be removed in C only	01	Metal	I	P9MSC10E01	1SFA192165R9006	1	0.120
	95	Metal	I	P9MSC10E95	1SFA184404R9006	1	0.120
 Key can be removed in B and C	95	Metal	I	P9MSC10N95	1SFA184405R9006	1	0.120
 Key can be removed in A only	37	Red/Metal	D	P9MSCD0A37	1SFA192117R9006	1	0.120
	01	Metal	D	P9MSCD0A01	1SFA192105R9006	1	0.120
	95	Metal	D	P9MSCD0A95	1SFA184400R9006	1	0.120
 Key can be removed in C only	01	Metal	D	P9MSCD0E01	1SFA192120R9006	1	0.120
	95	Metal	D	P9MSCD0E95	1SFA184401R9006	1	0.120
 Key can be removed in A and C positions	37	Red/Metal	D	P9MSCD0K37	1SFA192147R9006	1	0.120
	01	Metal	D	P9MSCD0K01	1SFA192135R9006	1	0.120
	95	Metal	D	P9MSCD0K95	1SFA184402R9006	1	0.120
 Key can be removed in B position	37	Red/Metal	I	P9MSCI5C37	1SFA192267R9006	1	0.120
	01	Metal	I	P9MSCI5C01	1SFA192255R9006	1	0.120
	95	Metal	I	P9MSCI5C95	1SFA184410R9006	1	0.120
 Key can be removed in A position	37	Red/Metal	D	P9MSCD5A37	1SFA192252R9006	1	0.120
	01	Metal	D	P9MSCD5A01	1SFA192240R9006	1	0.120
	95	Metal	D	P9MSCD5A95	1SFA184409R9006	1	0.120
	33	Yellow	D	P9MSCD5A33	1SFA192250R9006	1	0.120

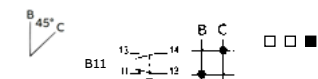
Electrical diagram

Positions	Contacts	Position on flange
		2 3 1

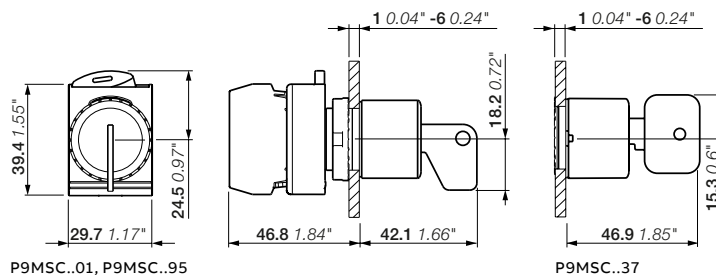
CAM function D



CAM function I



Note: dot in this diagram = contact closed.
 B10 = P9B10VN, P9B10FN contact blocks
 B01 = P9B01VN, P9B01FN contact blocks
 B11 = P9B11VN contact blocks



P9MSC..01, P9MSC..95
 Dimensions (mm, inches)

Modular metal range

Key-operated selector switches - 3-position

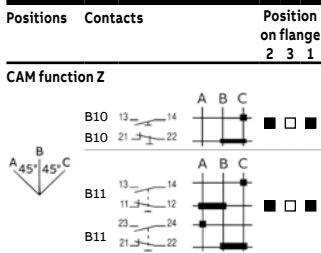


Description

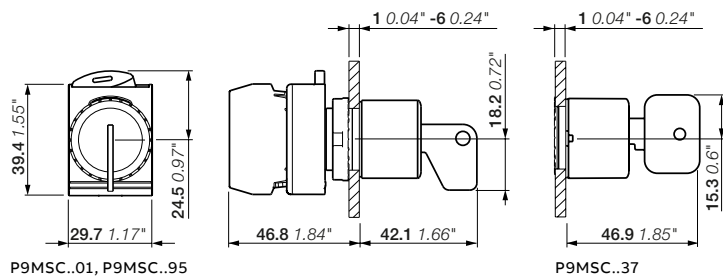
Each reference includes the satin chrome metal body and nut together with the holder, 2 keys included.

Operating principle	Key code	Key head color	CAM function	Type	Order code	Pkg qty	Weight (1 pce) kg
	37	Red/Metal	Z	P9MSCZ0T37	1SFA192702R9006	1	0.120
	01	Metal	Z	P9MSCZ0T01	1SFA192690R9006	1	0.120
	95	Metal	Z	P9MSCZ0T95	1SFA184439R9006	1	0.120
Key can be removed in all positions	95	Metal	Z	P9MSCZ0A95	1SFA184433R9006	1	0.120
Key can be removed in A position only	95	Metal	Z	P9MSCZ0C95	1SFA184434R9006	1	0.120
Key can be removed in B position only	95	Metal	Z	P9MSCZ0H95	1SFA184436R9006	1	0.120
Key can be removed in A and B positions	95	Metal	Z	P9MSCZ0N95	1SFA184438R9006	1	0.120
Key can be removed in B and C positions	95	Metal	Z	P9MSCZ1C95	1SFA184449R9006	1	0.120
Key can be removed in A and C positions	95	Metal	Z	P9MSCZ1N95	1SFA184451R9006	1	0.120

Electrical diagram



Note: dot in this diagram = contact closed.
 B10 = P9B10VN, P9B10FN contact blocks
 B01 = P9B01VN, P9B01FN contact blocks
 B11 = P9B11VN contact blocks



Dimensions (mm, inches)

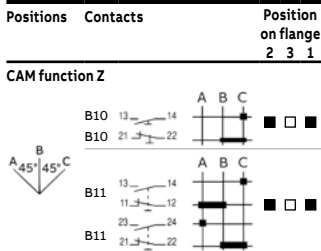
Modular metal range

Key-operated selector switches - 3-position



P9MSCZ3C01 with holder

Electrical diagram

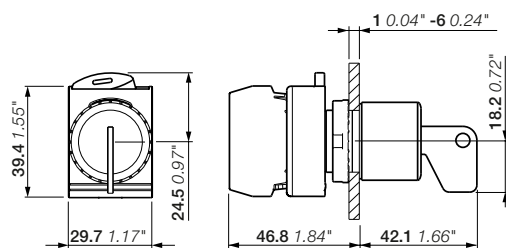


Note: dot in this diagram = contact closed.
 B10 = P9B10VN, P9B10FN contact blocks
 B01 = P9B01VN, P9B01FN contact blocks
 B11 = P9B11VN contact blocks

Description

Each reference includes the satin chrome metal body and nut together with the holder, 2 keys included.

Operating principle	Key code	Key head color	CAM function	Type	Order code	Pkg qty	Weight (1 pce) kg
<p>Key can be removed in B position only</p>	01	Metal	Z	P9MSCZ3C01	1SFA193110R9006	1	0.120
	95	Metal	Z	P9MSCZ3C95	1SFA184467R9006	1	0.120
<p>Key can be removed in A position only</p>	01	Metal	Z	P9MSCZ5A01	1SFA193020R9006	1	0.120
	95	Metal	Z	P9MSCZ5A95	1SFA184461R9006	1	0.120
<p>Key can be removed in A and B positions</p>	01	Metal	Z	P9MSCZ5H01	1SFA193050R9006	1	0.120
	95	Metal	Z	P9MSCZ5H95	1SFA184463R9006	1	0.120
<p>Key can be removed in B position only</p>	95	Metal	Z	P9MSCZ5C95	1SFA184462R9006	1	0.120



P9MSC..01, P9MSC..95
 Dimensions (mm, inches)

Modular metal range

Key-operated selector switches - 4-position



P9MSCX0A95 with holder

Description

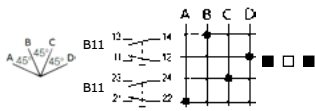
Each reference includes the satin chrome metal body and nut together with the holder, 2 keys included.

Operating principle	Key code	Key head color	CAM function	Type	Order code	Pkg qty	Weight (1 pce) kg
	95	Metal	X	P9MSCX0A95	1SFA184468R9006	1	0.120
	Key can be removed in A position						
	01	Metal	X	P9MSCX0Z01	1SFA193335R9006	1	0.120
	Key can be removed in A position						
all positions	95	Metal	X	P9MSCX0Z95	1SFA184482R9006	1	0.120

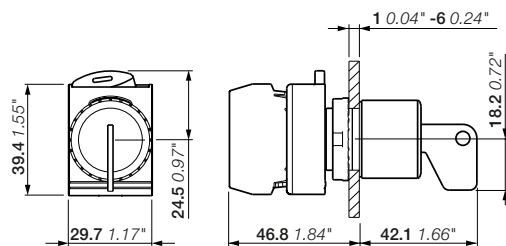
Electrical diagram

Positions	Contacts	Position on flange
		2 3 1

CAM function X



Note: dot in this diagram = contact closed.
B11 = P9B11VN contact blocks




P9MSC..01, P9MSC..95

Dimensions (mm, inches)

Modular metal range

Joysticks - 2-position and 4-position

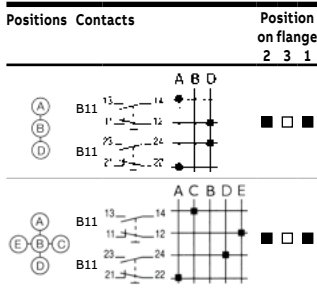


Description

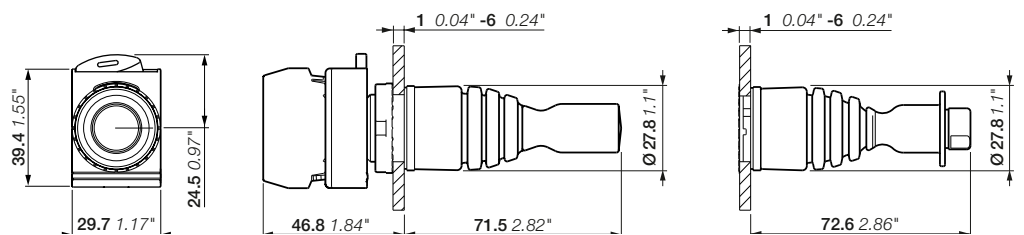
Each reference includes satin chrome metal body and nut together with holder. The latching function prevents unintended activation. Double-headed arrows indicate spring return function.

Position	Material Color	Type	Order code	Pkg qty	Weight (1 pce) kg
Without latching function					
↑ ↓	Rubber/Black	P9MMN2F	1SFA184700R9006	1	0.090
↑ ↓	Rubber/Black	P9MMN2T	1SFA184701R9006	1	0.090
↑ ↓	Silicon/Grey	P9MMN2TG	1SFA620702R8207	1	0.090
↑ ↓	Rubber/Black	P9MMN2A	1SFA184702R9006	1	0.090
↑ ↓	Rubber/Black	P9MMN2B	1SFA184703R9006	1	0.090
↑ ↓	Rubber/Black	P9MMN4F	1SFA184720R9006	1	0.090
↑ ↓	Rubber/Black	P9MMN4T	1SFA184721R9006	1	0.090
↑ ↓	Silicone/Grey	P9MMN4TG	1SFA184716R9006	1	0.090
↑ ↓	Rubber/Black	P9MMN4C	1SFA184722R9006	1	0.090
With latching function					
↑ ● ↓	Rubber/Black	P9MMB2F	1SFA184710R9006	1	0.090
↑ ● ↓	Silicone/Grey	P9MMB2FG	1SFA184709R9006	1	0.090
↑ ● ↓	Rubber/Black	P9MMB2T	1SFA184711R9006	1	0.090
↑ ● ↓	Silicone/Grey	P9MMB2TG	1SFA620708R8207	1	0.090
↑ ● ↓	Rubber/Black	P9MMB2A	1SFA184712R9006	1	0.090
↑ ● ↓	Rubber/Black	P9MMB4F	1SFA184740R9006	1	0.090
↑ ● ↓	Rubber/Black	P9MMB4T	1SFA184741R9006	1	0.090
↑ ● ↓	Silicone/Grey	P9MMB4TG	1SFA184744R9006	1	0.090

Electrical diagram



Note: dot in this diagram = contact closed.
B11= P9B11VN contact blocks



P9MMN, P9MMB
Dimensions (mm, inches)

Modular metal range

Joysticks - Accessories



15FC151435V0001

P9ARSCMN



15FC151614V0001

P9ARSCMB



15FC151434V0001

P9ARSGMN



15FC151613V0001

P9ARSGMB

Accessories

Description	Color	Type	Order code	Pkg qty	Weight (1 pce) kg
Rubber boot for joystick without latching	● Black	P9ARSCMN	1SFA188043R8000	5	0.008
Rubber boot for joystick with latching	● Black	P9ARSCMB	1SFA188044R8000	5	0.008
Silicone boot for joystick without latching	● Grey	P9ARSGMN	1SFA187495R8000	5	0.008
Silicone boot for joystick with latching	● Grey	P9ARSGMB	1SFA187496R8000	5	0.008

Modular metal range

Toggle switches



1SFA184690001

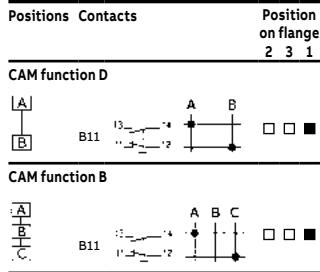
P9MCB
with holder

Description

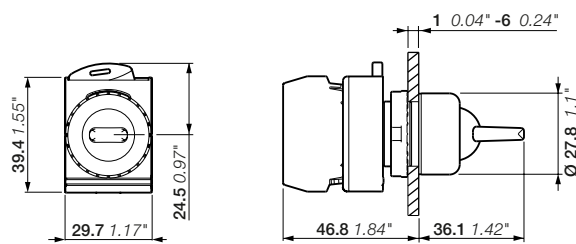
Each reference includes the satin chrome metal body and nut together with the holder.

Operating principle	CAM function	Type	Order code	Pkg qty	Weight (1 pce) kg
2 position					
	D	P9MCD	1SFA184695R9006	1	0.073
3 position					
	B	P9MCB	1SFA184696R9006	1	0.073
	B	P9MCC	1SFA184697R9006	1	0.073

Contacts actuated



B11 = P9B11VN contact blocks



P9MC

Dimensions (mm, inches)

Modular metal range

Selector pushbuttons



1SFA18474V0001

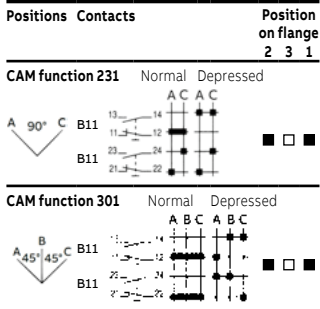
P9MPS22G with holder

Description

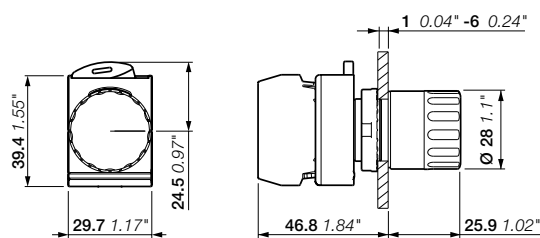
Each reference includes the satin chrome metal body and nut together with the holder.

Operating principle	CAM function	Type	Order code	Pkg qty	Weight (1 pce) kg
2 position					
	231	P9MPS22G	1SFA184691R9006	1	0.069
3 position					
	301	P9MPS34G	1SFA184693R9006	1	0.065

Electrical diagram



Note: dot in this diagram = contact closed.
B11 = P9B11VN contact blocks



P9MPS

Dimensions (mm, inches)

Modular metal range

Holders and contact blocks for front mounting



P9ACFS3

1SFC151627V0001



P9ACFS5

1SFC151626V0001



P9B10VN

1SFC151611V0001



P9B20VN

1SFC151610V0001



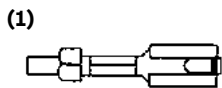
P9B10VA

1SFC151611V0001



P9B10FN

1SFC151612V0001



1x (6.35 x 0.8 mm)
2x (2.8 x 0.8 mm)

Screw terminals

Description	Contacts	Type	Order code	Pkg qty	Weight (1 pce)
					kg

Holders

3-position	- -	P9ACFS3	1SFA187841R8000	1	0.009
5-position	- -	P9ACFS5	1SFA187842R8000	1	0.016

Single contact blocks

For 3 & 5-position holder	1 0	P9B10VN	1SFA187002R8001	1	0.009
	1 0	P9B10VN-AA	1SFA215832R8001	200	0.009
	0 1	P9B01VN	1SFA187001R8010	1	0.009

Double contact blocks

For 3 & 5-position holder	2 0	P9B20VN	1SFA187009R8002	1	0.016
	0 2	P9B02VN	1SFA187008R8020	1	0.016
	0 2	P9B02VN-AA	1SFA205236R8020	200	0.016
	1 1	P9B11VN	1SFA187000R8011	1	0.016
	1 1	P9B11VN-AA	1SFA242712R8011	200	0.016

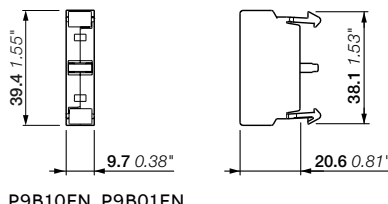
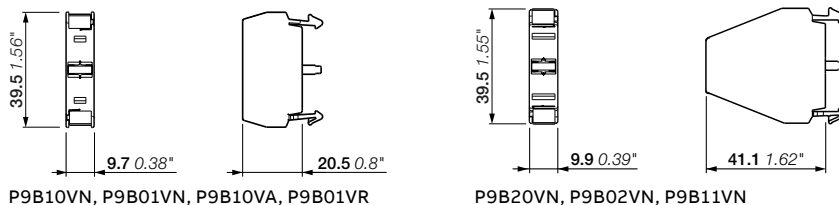
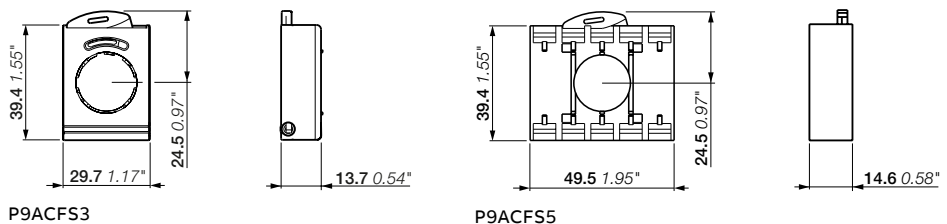
Single contact blocks with N.O. early make contacts and N.C. late break contacts

For 3 & 5-position holder	1 0	P9B10VA	1SFA187004R8201	1	0.009
	0 1	P9B01VR	1SFA187003R8110	1	0.010

Faston terminals

Single contact blocks (1)

For 3 & 5-position holder	1 0	P9B10FN	1SFA187013R8301	1	0.009
	1 0	P9B10FN-AA	1SFA215835R8301	200	0.009
	0 1	P9B01FN	1SFA187012R8310	1	0.009



Dimensions (mm, inches)

Modular metal range

Holders and contact block configurations

Maximum number of electrical contacts

Holder	Standard 3 positions	Optional 5 positions
Momentary pushbuttons Momentary mushroom pushbuttons	6	8
Standard selector switches Key selector switches	4	
Selector pushbuttons Toggle switches	4	8
Maintained mushroom pushbuttons	4	
Illuminated pushbuttons Illuminated momentary mushroom pushbuttons Illuminated selector switches	4	4
Illuminated maintained mushroom pushbuttons	2	2

Modular metal range

Power supplies



P9PDNV0



P9PDTV0



P9PDNF0

Description	Type	Order code	Pkg qty	Weight (1 pce) kg
Screw terminals				
Full voltage IEC: BA9S max 380 V - 2 W bulb not included UL - CSA: BA9S max 250 V - 2 W bulb not included	P9PDNV0	1SFA187020R1080	1	0.010
	P9PDNV0-AA	1SFA215831R1000	100	0.010
Test full voltage IEC: BA9S max 380 V - 2 W bulb not included UL - CSA: BA9S max 250 V - 2 W bulb not included	P9PDTV0	1SFA187027R8000	1	0.018
Note: P9PDTV0 are not included in UL listing.				
Faston terminals				
Full voltage IEC: BA9S max 380 V - 2 W bulbs not included UL - CSA: BA9S max 250 V... - 2 W bulbs not included	P9PDNF0	1SFA187055R1300	1	0.013
	P9PDNF0-AA	1SFA215834R1300	200	0.013

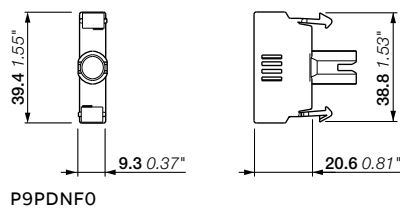
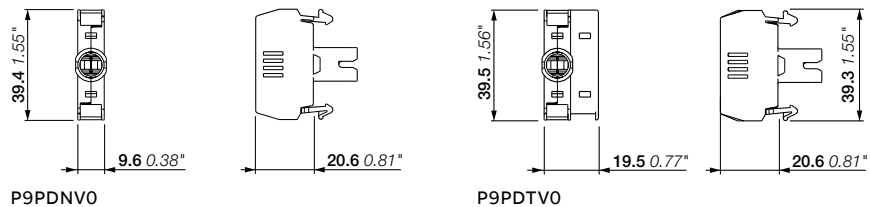
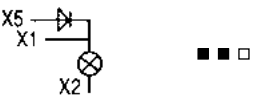
Contacts actuated

Power supplies	Position on flange
	2 3 1

P9PDNV0



P9PDTV0 - P9PDNF0



Dimensions (mm, inches)

Modular metal range

LED bulbs for power supplies



BA9S6LEDB

15FCL51630V0001

Color	Type	Order code	Pkg qty	Weight (1 pce) kg
Rated voltage 6 V AC/DC				
● Red	BA9S6LEDR	1SFA187163R1001	5	0.002
● Green	BA9S6LEDV	1SFA187164R1002	5	0.002
● Yellow	BA9S6LEDG	1SFA187161R1003	5	0.002
● Blue	BA9S6LEDL	1SFA187162R1004	5	0.002
○ White	BA9S6LEDB	1SFA187160R1005	5	0.002
Rated voltage 12 V AC/DC				
● Red	BA9S12LEDR	1SFA187168R1011	5	0.002
● Green	BA9S12LEDV	1SFA187169R1012	5	0.002
● Yellow	BA9S12LEDG	1SFA187166R1013	5	0.002
● Blue	BA9S12LEDL	1SFA187167R1014	5	0.002
○ White	BA9S12LEDB	1SFA187165R1015	5	0.002
Rated voltage 24 V AC/DC				
● Red	BA9S24LEDR	1SFA187173R1021	5	0.002
● Green	BA9S24LEDV	1SFA187174R1022	5	0.002
● Yellow	BA9S24LEDG	1SFA187171R1023	5	0.002
● Blue	BA9S24LEDL	1SFA187172R1024	5	0.002
○ White	BA9S24LEDB	1SFA187170R1025	5	0.002
Rated voltage 48 V AC/DC				
● Red	BA9S48LEDR	1SFA187178R1031	5	0.002
● Green	BA9S48LEDV	1SFA187179R1032	5	0.002
● Yellow	BA9S48LEDG	1SFA187176R1033	5	0.002
● Blue	BA9S48LEDL	1SFA187177R1034	5	0.002
○ White	BA9S48LEDB	1SFA187175R1035	5	0.002
Rated voltage 60 V AC/DC				
○ White	BA9S60LED	1SFA187191R1045	5	0.002
Rated voltage 110 - 120 V AC/DC				
● Red	BA9S110LEDR	1SFA187183R1041	5	0.002
● Green	BA9S110LEDV	1SFA187184R1042	5	0.002
● Yellow	BA9S110LEDG	1SFA187181R1043	5	0.002
● Blue	BA9S110LEDL	1SFA187182R1044	5	0.002
○ White	BA9S110LEDB	1SFA187180R1045	5	0.002
Rated voltage 130 V AC/DC				
○ White	BA9S130LED	1SFA187190R1045	5	0.002
Rated voltage 230 V AC				
● Red	BA9S230LEDR	1SFA187188R1051	5	0.002
● Green	BA9S230LEDV	1SFA187189R1052	5	0.002
● Yellow	BA9S230LEDG	1SFA187186R1053	5	0.002
● Blue	BA9S230LEDL	1SFA187187R1054	5	0.002
○ White	BA9S230LEDB	1SFA187185R1055	5	0.002

Modular metal range

LED blocks for front mouting

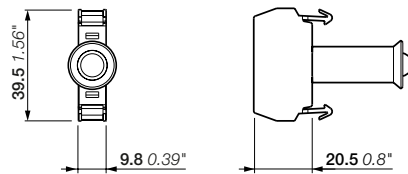


1SFC151499W0001

P9PLNVDR

Standard Light

Color	Type	Order code	Pkg qty	Weight (1 pce) kg
Rated voltage 24 V AC/DC				
● Red	P9PLNVDR	1SFA197004R1011	1	0.020
● Green	P9PLNVDV	1SFA197005R1012	1	0.020
● Yellow	P9PLNVDG	1SFA197002R1013	1	0.020
● Blue	P9PLNVDL	1SFA197003R1014	1	0.020
○ White	P9PLNVDB	1SFA197001R1015	1	0.020
Rated voltage 120 V AC				
● Red	P9PLNVJR	1SFA197010R1041	1	0.020
● Green	P9PLNVJV	1SFA197011R1042	1	0.020
● Yellow	P9PLNVJG	1SFA197008R1043	1	0.020
● Blue	P9PLNVJL	1SFA197009R1044	1	0.020
○ White	P9PLNVJB	1SFA197007R1045	1	0.020
Rated voltage 230 V AC				
● Red	P9PLNVNR	1SFA197016R1071	1	0.020
● Green	P9PLNVNV	1SFA197017R1072	1	0.020
● Yellow	P9PLNVNG	1SFA197014R1073	1	0.020
● Blue	P9PLNVNL	1SFA197015R1074	1	0.020
○ White	P9PLNVNB	1SFA197013R1075	1	0.020



P9PL

Dimensions (mm, inches)

Modular metal range

Accessories



P9ACRCL

15FCL151463V0001



P9ACDPP

15FCL151628V0001




P9ACWAF

15FCL151629V0001



P9ARAM32

15FCL151464V0001



P9ACA6

15FCL151462V0001



080CPR

15FCL151460V0001




080CPN

15FCL151461V0001



P9ARCST

15FCL151465V0001

Description	Contacts	Type	Order code	Pkg qty	Weight (1 pce)
					kg
Protection cover					
Protection cover padlockable for standard pushbuttons, illuminated pushbuttons, selector switches, illuminated selector switches		P9ACRCL	1SFA187840R8000	1	0.039
Maintained accessory					
Device for standard pushbuttons, illuminated pushbuttons: To be used only with contact blocks P9B01VN, P9B01VR, P9B10VA and P9B01FN		P9ACDPP	1SFA187843R8000	1	0.012
Tools					
Locking ring wrench		P9ACWAF	1SFA187845R8000	1	0.037
Adapter ring					
Adapter ring for 30 mm hole to mount P9 22 mm in a 30 mm hole		P9ARAM32	1SFA188801R8000	5	0.006
Terminal adapter					
PCB adapter for faston contacts		P9ACA6	1SFA188804R8000	5	0.051

Rubber protective caps (IP66) for standard pushbuttons

Flush pushbuttons

Description	Type	Order code	Pkg qty	Weight (1 pce)
nutrilic rubber				kg
● Red	080CPR	1SFA170191R8000	5	0.004
● Green	080CPV	1SFA170192R8000	5	0.004
● Black	080CPN	1SFA170190R8000	5	0.004
○ Clear	080CPT	1SFA170198R8000	5	0.004

Extended pushbuttons

○ Clear	P9ARCST	1SFA187490R8000	5	0.004
---------	---------	-----------------	---	-------

Spare keys

Key code	Color	Suitable for ¹	Type	Order code	Pkg qty ²	Weight (1 pce) ³
01	Metal	P9MSCxxx01, P9MEC4RN01	P9ACC01	1SFA620920R2001	5	0.014
95	Metal	P9MSCxxx95, P9MEC4RN95	P9ACC95	1SFA620920R2095	5	0.014
33	Yellow	P9MSCD5A33	P9ACC33	1SFA620920R2033	5	0.022
37	Red	P9MSCxxx37, P9MEC4RN37	P9ACC37	1SFA620920R2037	5	0.022

1) xxx means that several different versions exist.

2) Package quantity is 5 pairs (= 10 keys).

3) 1 pce means 1 pair of keys (= 2 keys).

Modular metal range

Technical data

Standards and approvals

IEC / EN 60947-1	Low Voltage switchgear and controlgear - Part 1: General rules
IEC / EN 60947-5-1	Low Voltage switchgear and controlgear - part 5-1: control circuit devices and switching elements - Electromechanical control circuit devices
IEC / EN 60073	Basic and safety principles for man-machine interface, marking and identification coding principles for indicators and actuators
IEC / EN 60529	Degrees of protection provided by enclosures (IP code)
UL 508	Industrial control equipment
CSA C22.2 No 14	Industrial control equipment

Environmental data










Degrees of protection

Operators	IEC/EN DIN	UL/CSA
Modular metal range: P9M	IP66	Type 1, 3, 3R, 3S, 4, 4X, 12, 13
Contact block: P9B	IP2x	-
Metallic enclosures: 080SP	IP66, IP69K	-
For size 080SP1, 1M, 2, 2M, 3, 4, 4M or 6	IP66, IP69K	Type 1, 3, 3R, 3S, 4, 4X, 12, 13

Temperature

Ambient temperature during operation	-25 to +70 °C
Storage temperature	-40 to +85 °C
Humidity (operated relative humidity):	
General, excluding LED block and bulb	20 to 70%rh at 25 °C
LED block and bulb	40 to 70%rh at 25 °C

Connecting capacity

 Solid/stranded	1 x	0.75...2.5 mm ²
 Solid/stranded	2 x	0.75...2.5 mm ²
 Flexible	1 x	0.75...2.5 mm ²
 Flexible	2 x	0.75...2.5 mm ²
 Flexible with	1 x	0.75...2.5 mm ²
 non insulated ferrule	2 x	0.75...2.5 mm ²
 Flexible with	1 x	0.75...2.5 mm ²
 insulated ferrule	2 x	0.75...2.5 mm ²
 Lugs	L <	7.0 mm
	L >	3.5 mm
Connection capacity acc. to UL / CSA	AWG 18...14	
Stripping length	10 mm	

Tightening torques

Cable terminals M3.5	0.9 Nm
Recommended screwdriver for cable terminal	Pozidriv 2
Operators locking nut	Min. 2 Nm / Max. 2.3 Nm

Modular metal range

Technical data

Electrical data

P9B Standard contact blocks

Self cleaning silver contacts, NC contact with positive opening.

Ratings as per IEC 60947-5-1

Rated insulation voltage, U_i	600 V	
Rated thermal current, I_{th}		10 A
Rated operational current, I_e	at: 24 V	10 A
Utilization category AC 15,	at: 48 V	10 A
	at: 60 V	10 A
	at: 110 V	6 A
	at: 220V	3 A
	at: 380 V	2 A
	at: 500 V	1.5 A
	at: 600 V	1.2 A
Rated operational current, I_e utilisation category DC 13,	at: 24 V	2.5 A
	at: 48 V	1.4 A
	at: 60 V	1 A
	at: 110 V	0.55 A
	at: 220V	0.27 A
Rated impulse withstand voltage	at: 300 V	0.2 A
	U_{imp}	4 kV
Rated frequency		50/60 Hz

Performances according to CSA and UL

AC heavy duty	(A600)
DC standard duty	(Q300)

Number of electrical contacts

Holder	Standard 3 positions	Optional 5 positions
Momentary pushbuttons	Max 6	Max 8
Momentary mushroom pushbuttons		
Standard selector switches	Max 4	Max 8
Key selector switches		
Joysticks		
Selector pushbuttons	Max 4	–
Toggle switches		
Maintained mushroom pushbuttons	Max 4	–
Illuminated pushbuttons		
Illuminated momentary mushroom pushbuttons	Max 4	Max 4
Illuminated selector switches		
Illuminated maintained mushroom pushbuttons	Max 2	Max 2

Short circuit protection

With fuses 16 A gG acc. to IEC 60269-1 and IEC 60269-3

Minimum switching capacity

Standard contact blocks	12 V DC	5 mA
-------------------------	---------	------

Modular metal range

Technical data

Mechanical endurance

Joysticks	500 000
Key pushbuttons	operations
Toggle switches	
Illuminated selector switches	
Maintained accessory	
Standard selector switches	1 million
Key selector switches	operations
Illuminated pushbuttons	
Selector pushbuttons	
Standard pushbuttons	3 million
Mushroom head pushbuttons	operations
Emergency stop	0.03 million

Performances of the contacts

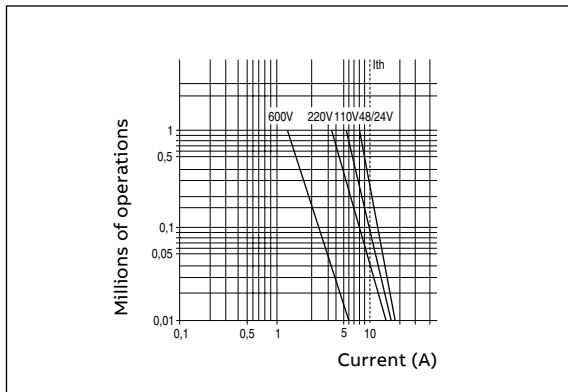
- Slow acting
- Self-cleaning sliding
- NC forced breaking
- Double movable bridge
- Four switching points
- Double break

Identification of the terminals

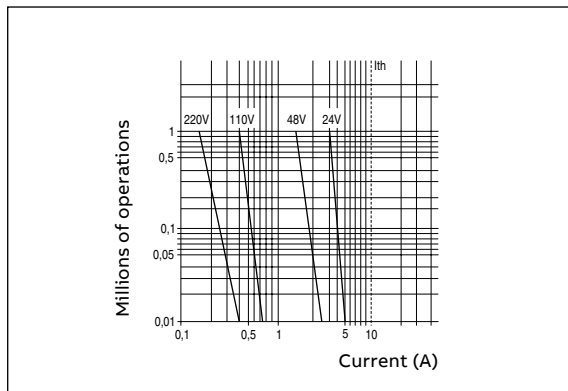
According EN 50013

Electrical endurance

Alternative current 50/60Hz cat. AC 15



Direct current cat. DC 13



Rear panel modularity

The P9 series is composed with 10 mm or a multiple of 10 mm modular units, fitted side by side on a proper mounting holder. The standard operators are supplied with a three position holder with a capacity of 3 units of 10 mm or 1 of 10 mm and 1 of 20 mm or 1 of 30 mm. When the three position holder is not enough to satisfy the applications needs, the five position holder is required to add two more units of 10 mm mounted side by side. Using the five position holder take into account the bigger width (50 mm instead of 30 mm).

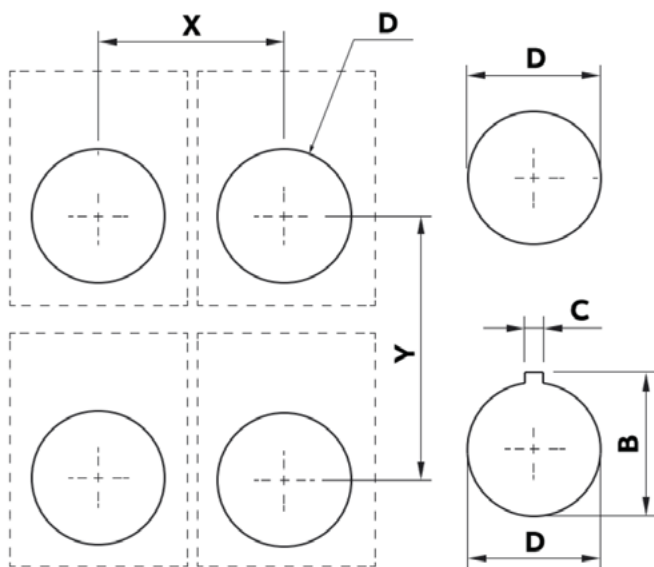
Modular metal range

Drilling plan

Modular Metal range

Panel thickness 1-6 mm (0.04-0.24")

Description	X		Y		D	
	mm	inch	mm	inch	ø mm	inch
Pilot light, pushbutton, selector switch, key operated selector switch, toggle switch, selector pushbutton, 28 mm mushroom pushbutton	30	1.18"	50	1.97"	$\varnothing 22.3^{+0.4}$	$0.88^{+0.016}$
40 mm mushroom pushbuttons, 40 mm emergency stop	45	1.77"	59	1.97"	$\varnothing 22.3^{+0.4}$	$0.88^{+0.016}$
Joystick	80	5.15"	80	5.15"	$\varnothing 22.3^{+0.4}$	$0.88^{+0.016}$
Holder with 5 position	50	1.97"	50	1.97"	$\varnothing 22.3^{+0.4}$	$0.88^{+0.016}$



Accessories	X	Y	D		ø mm	B	C	Panel thickness
			ø mm	inch				
5 block holder	51 2.01"	50 1.97"	$\varnothing 22.3^{+0.4}$	$0.88^{+0.016}$	$\varnothing 24.1^{+0.4}$	$0.95^{+0.016}$	3.2 0.13"	1.5 0.06" - 6 0.24"
30 mm adaptor	42 1.65"	52 2.05"	$\varnothing 30.5^{+0.5}$	$1.20^{+0.02}$	$\varnothing 33^{+0.5}$	$1.30^{+0.02}$	5 0.20"	2 0.08" - 7 0.28"

[mm inch]

Pilot devices, 22 mm

Compact range

Ordering details

109	Non-illuminated flush pushbuttons
112	Non-illuminated extended pushbuttons
114	Illuminated flush pushbuttons
116	Illuminated extended pushbuttons
118	Mushroom pushbuttons
119	Emergency stop pushbuttons
120	Machine stop pushbuttons
121	Heavy duty pushbuttons
122	Pilot lights
125	LED bulbs for CL-100 pilot lights
126	Selector switches
128	Buzzers

129 Accessories

130 Technical data

139 Drilling plan

Compact range

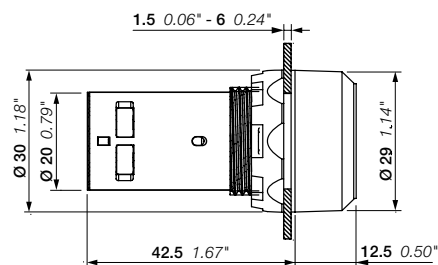
The compact range is the most efficient solution reducing both installation time and cost thanks to the all-in-one design. It is perfect for tough environment thanks to the market leading level of dust and water resistance.

Compact range

Non-illuminated flush pushbuttons - Momentary



Operator	Bezel	Contacts	Type	Order code	Pkg qty	Weight (1 pce)		
						kg		
● Red	Black plastic	10	CP1-10R-10	1SFA619100R1011	10	0.018		
		01	CP1-10R-01	1SFA619100R1041	10	0.018		
		11	CP1-10R-11	1SFA619100R1071	10	0.022		
		20	CP1-10R-20	1SFA619100R1021	10	0.022		
		02	CP1-10R-02	1SFA619100R1051	10	0.022		
		10	CP1-30R-10	1SFA619100R3011	10	0.032		
	Chrome metal	01	CP1-30R-01	1SFA619100R3041	10	0.032		
		11	CP1-30R-11	1SFA619100R3071	10	0.036		
		20	CP1-30R-20	1SFA619100R3021	10	0.036		
		02	CP1-30R-02	1SFA619100R3051	10	0.036		
		● Green	Black plastic	10	CP1-10G-10	1SFA619100R1012	10	0.018
				11	CP1-10G-11	1SFA619100R1072	10	0.022
20	CP1-10G-20			1SFA619100R1022	10	0.022		
Chrome metal	10		CP1-30G-10	1SFA619100R3012	10	0.032		
	11		CP1-30G-11	1SFA619100R3072	10	0.036		
	20		CP1-30G-20	1SFA619100R3022	10	0.036		
● Yellow	Black plastic	10	CP1-10Y-10	1SFA619100R1013	10	0.018		
		11	CP1-10Y-11	1SFA619100R1073	10	0.022		
		20	CP1-10Y-20	1SFA619100R1023	10	0.022		
	Chrome metal	10	CP1-30Y-10	1SFA619100R3013	10	0.032		
		11	CP1-30Y-11	1SFA619100R3073	10	0.036		
		20	CP1-30Y-20	1SFA619100R3023	10	0.036		
● Blue	Black plastic	10	CP1-10L-10	1SFA619100R1014	10	0.018		
		11	CP1-10L-11	1SFA619100R1074	10	0.022		
		20	CP1-10L-20	1SFA619100R1024	10	0.022		
	Chrome metal	10	CP1-30L-10	1SFA619100R3014	10	0.032		
		11	CP1-30L-11	1SFA619100R3074	10	0.036		
		20	CP1-30L-20	1SFA619100R3024	10	0.036		
○ White	Black plastic	10	CP1-10W-10	1SFA619100R1015	10	0.018		
		11	CP1-10W-11	1SFA619100R1075	10	0.022		
		20	CP1-10W-20	1SFA619100R1025	10	0.022		
	Chrome metal	10	CP1-30W-10	1SFA619100R3015	10	0.032		
		11	CP1-30W-11	1SFA619100R3075	10	0.036		
		20	CP1-30W-20	1SFA619100R3025	10	0.036		
● Black	Black plastic	10	CP1-10B-10	1SFA619100R1016	10	0.018		
		01	CP1-10B-01	1SFA619100R1046	10	0.018		
		11	CP1-10B-11	1SFA619100R1076	10	0.022		
		20	CP1-10B-20	1SFA619100R1026	10	0.022		
		02	CP1-10B-02	1SFA619100R1056	10	0.022		
		10	CP1-30B-10	1SFA619100R3016	10	0.032		
	Chrome metal	01	CP1-30B-01	1SFA619100R3046	10	0.032		
		11	CP1-30B-11	1SFA619100R3076	10	0.036		
		20	CP1-30B-20	1SFA619100R3026	10	0.036		
		02	CP1-30B-02	1SFA619100R3056	10	0.036		



CP1
Dimensions (mm, inches)

Compact range

Non-illuminated flush pushbuttons - Momentary



CP13-10-01

1SFC151176V0001



CP9-1009

1SFC151178V0001



CP11-10G-10

1SFC151184V0001



CP9-1019

1SFC151183V0001



CP9-1021

1SFC151174V0001



CP12-10W-10

1SFC151181V0001



CP9-1077

1SFC151176V0001



CP13-10B-11

1SFC151178V0001



CP9-1016

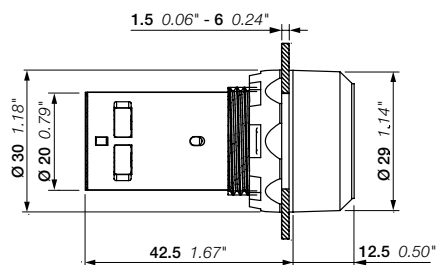
1SFC151184V0001



CP13-10B-11

1SFC151183V0001

Operator	Bezel	Marking	Contacts	Type	Order code	Pkg qty	Weight (1 pce)
● Red	Black plastic	O	0 1	CP13-10R-01	1SFA619130R1041	10	0.018
		O	1 1	CP13-10R-11	1SFA619130R1071	10	0.022
		STOP	1 1	CP9-1009	1SFA619199R1009	10	0.022
		OFF	1 1	CP9-1033	1SFA619199R1033	10	0.022
● Green	Black plastic	I	1 0	CP11-10G-10	1SFA619110R1012	10	0.018
		I	1 1	CP11-10G-11	1SFA619110R1072	10	0.022
		START	1 1	CP9-1007	1SFA619199R1007	10	0.022
		START	2 0	CP9-1008	1SFA619199R1008	10	0.022
		ON	1 1	CP9-1034	1SFA619199R1034	10	0.022
		↑	1 1	CP9-1019	1SFA619199R1019	10	0.022
● Blue	Black plastic	RESET	1 1	CP9-1021	1SFA619199R1021	10	0.022
○ White	Black plastic	I	1 0	CP11-10W-10	1SFA619110R1015	10	0.018
		I	1 1	CP11-10W-11	1SFA619110R1075	10	0.022
		II	1 0	CP12-10W-10	1SFA619120R1015	10	0.018
		II	1 1	CP12-10W-11	1SFA619120R1075	10	0.022
		↑	1 0	CP9-1052	1SFA619199R1052	10	0.018
		↑	2 0	CP9-1006	1SFA619199R1006	10	0.022
		↑	1 1	CP9-1005	1SFA619199R1005	10	0.022
		←	1 1	CP9-1040	1SFA619199R1040	10	0.022
		⚠	1 0	CP9-1077	1SFA619199R1077	10	0.018
		● Black	Chrome metal	I	1 0	CP11-30W-10	1SFA619110R3015
● Black	Black plastic	O	1 1	CP13-10B-11	1SFA619130R1076	10	0.022
		→	1 1	CP9-1015	1SFA619199R1015	10	0.022
		→	2 0	CP9-1032	1SFA619199R1032	10	0.022
		↑	1 1	CP9-1016	1SFA619199R1016	10	0.022
		↓	1 0	CP9-1036	1SFA619199R1036	10	0.018
		↓	1 1	CP9-1020	1SFA619199R1020	10	0.022
		→	1 1	CP9-1041	1SFA619199R1041	10	0.022



CP2

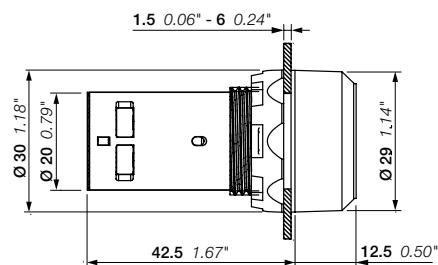
Dimensions (mm, inches)

Compact range

Non-illuminated flush pushbuttons - Maintained



Operator	Bezel	Contacts	Type	Order code	Pkg qty	Weight (1 pce)
						kg
● Red	Black plastic	10	CP2-10R-10	1SFA619101R1011	10	0.018
		01	CP2-10R-01	1SFA619101R1041	10	0.018
		11	CP2-10R-11	1SFA619101R1071	10	0.022
		20	CP2-10R-20	1SFA619101R1021	10	0.022
		02	CP2-10R-02	1SFA619101R1051	10	0.022
		10	CP2-30R-10	1SFA619101R3011	10	0.032
● Green	Black plastic	01	CP2-30R-01	1SFA619101R3041	10	0.032
		11	CP2-30R-11	1SFA619101R3071	10	0.036
		20	CP2-30R-20	1SFA619101R3021	10	0.036
		02	CP2-30R-02	1SFA619101R3051	10	0.036
		10	CP2-10G-10	1SFA619101R1012	10	0.018
		11	CP2-10G-11	1SFA619101R1072	10	0.022
● Yellow	Black plastic	20	CP2-10G-20	1SFA619101R1022	10	0.022
		10	CP2-30G-10	1SFA619101R3012	10	0.032
		11	CP2-30G-11	1SFA619101R3072	10	0.036
		20	CP2-30G-20	1SFA619101R3022	10	0.036
		10	CP2-10Y-10	1SFA619101R1013	10	0.018
		11	CP2-10Y-11	1SFA619101R1073	10	0.022
● Blue	Black plastic	20	CP2-10Y-20	1SFA619101R1023	10	0.022
		11	CP2-30Y-11	1SFA619101R3073	10	0.036
		20	CP2-30Y-20	1SFA619101R3023	10	0.036
		10	CP2-10L-10	1SFA619101R1014	10	0.018
		11	CP2-10L-11	1SFA619101R1074	10	0.022
		20	CP2-10L-20	1SFA619101R1024	10	0.022
○ White	Black plastic	10	CP2-30L-10	1SFA619101R3014	10	0.032
		20	CP2-30L-20	1SFA619101R3024	10	0.036
		10	CP2-10W-10	1SFA619101R1015	10	0.018
		11	CP2-10W-11	1SFA619101R1075	10	0.022
		20	CP2-10W-20	1SFA619101R1025	10	0.022
		10	CP2-30W-10	1SFA619101R3015	10	0.032
● Black	Black plastic	20	CP2-30W-20	1SFA619101R3025	10	0.036
		10	CP2-10B-10	1SFA619101R1016	10	0.018
		01	CP2-10B-01	1SFA619101R1046	10	0.018
		11	CP2-10B-11	1SFA619101R1076	10	0.022
		20	CP2-10B-20	1SFA619101R1026	10	0.022
		02	CP2-10B-02	1SFA619101R1056	10	0.022
	Chrome metal	10	CP2-30B-10	1SFA619101R3016	10	0.032
		01	CP2-30B-01	1SFA619101R3046	10	0.032
		11	CP2-30B-11	1SFA619101R3076	10	0.036
		20	CP2-30B-20	1SFA619101R3026	10	0.036



CP2
Dimensions (mm, inches)

Compact range

Non-illuminated extended pushbuttons - Momentary



CP3-10R-10

1SFC151198V0001



CP3-10G-10

1SFC151204V0001



CP3-30Y-10

1000A6171515151



CP3-10L-10

1SFC151194V0001



CP3-30W-10

1SFC151203V0001

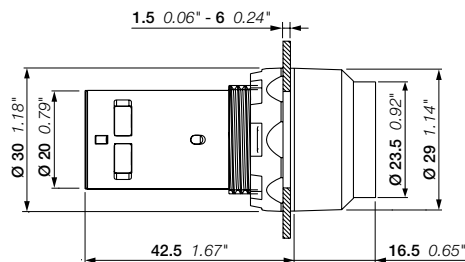


CP3-10B-10

1SFC151200V0001

Operator	Bezel	Contacts	Type	Order code	Pkg qty	Weight (1 pce)		
						kg		
● Red	Black plastic	1 0	CP3-10R-10	1SFA619102R1011	10	0.019		
		0 1	CP3-10R-01	1SFA619102R1041	10	0.019		
		1 1	CP3-10R-11	1SFA619102R1071	10	0.022		
		2 0	CP3-10R-20	1SFA619102R1021	10	0.022		
		0 2	CP3-10R-02	1SFA619102R1051	10	0.022		
		Chrome metal	0 1	CP3-30R-01	1SFA619102R3041	10	0.033	
			1 1	CP3-30R-11	1SFA619102R3071	10	0.036	
			2 0	CP3-30R-20	1SFA619102R3021	10	0.036	
	● Green	Black plastic	1 0	CP3-10G-10	1SFA619102R1012	10	0.019	
			1 1	CP3-10G-11	1SFA619102R1072	10	0.022	
			2 0	CP3-10G-20	1SFA619102R1022	10	0.022	
		Chrome metal	1 0	CP3-30G-10	1SFA619102R3012	10	0.033	
1 1			CP3-30G-11	1SFA619102R3072	10	0.036		
2 0			CP3-30G-20	1SFA619102R3022	10	0.036		
● Yellow	Black plastic	1 0	CP3-10Y-10	1SFA619102R1013	10	0.019		
		1 1	CP3-10Y-11	1SFA619102R1073	10	0.022		
		2 0	CP3-10Y-20	1SFA619102R1023	10	0.022		
	Chrome metal	2 0	CP3-30Y-20	1SFA619102R3023	10	0.036		
		● Blue	Black plastic	1 0	CP3-10L-10	1SFA619102R1014	10	0.019
				1 1	CP3-10L-11	1SFA619102R1074	10	0.022
2 0	CP3-10L-20			1SFA619102R1024	10	0.022		
Chrome metal	2 0		CP3-30L-20	1SFA619102R3024	10	0.036		
	○ White		Black plastic	1 0	CP3-10W-10	1SFA619102R1015	10	0.019
				1 1	CP3-10W-11	1SFA619102R1075	10	0.022
2 0		CP3-10W-20		1SFA619102R1025	10	0.022		
Chrome metal		1 0	CP3-30W-10	1SFA619102R3015	10	0.033		
		1 1	CP3-30W-11	1SFA619102R3075	10	0.036		
		2 0	CP3-30W-20	1SFA619102R3025	10	0.036		
● Black	Black plastic	1 0	CP3-10B-10	1SFA619102R1016	10	0.019		
		0 1	CP3-10B-01	1SFA619102R1046	10	0.019		
		1 1	CP3-10B-11	1SFA619102R1076	10	0.022		
		2 0	CP3-10B-20	1SFA619102R1026	10	0.022		
		0 2	CP3-10B-02	1SFA619102R1056	10	0.022		
		Chrome metal	1 0	CP3-30B-10	1SFA619102R3016	10	0.033	
		0 1	CP3-30B-01	1SFA619102R3046	10	0.033		
		1 1	CP3-30B-11	1SFA619102R3076	10	0.036		
		2 0	CP3-30B-20	1SFA619102R3026	10	0.036		

Operator	Bezel	Marking	Contacts	Type	Order code	Pkg qty	Weight (1 pce)
● Red	Black plastic	O	0 1	CP33-10R-01	1SFA619132R1041	10	0.019
		STOP	1 1	CP9-1018	1SFA619199R1018	10	0.019
● Black	Black plastic	O	0 1	CP33-10B-01	1SFA619132R1046	10	0.019
			0 2	CP33-10B-02	1SFA619132R1056	10	0.019



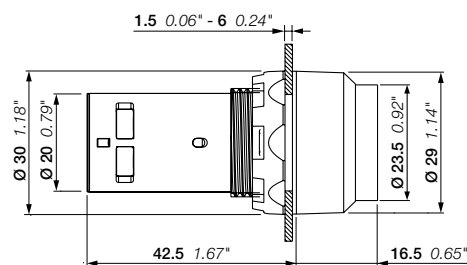
CP3
Dimensions (mm, inches)

Compact range

Non-illuminated extended pushbuttons - Maintained



Operator	Bezel	Contacts	Type	Order code	Pkg qty	Weight (1 pce)
						kg
● Red	Black plastic		CP4-10R-10	1SFA619103R1011	10	0.019
			CP4-10R-01	1SFA619103R1041	10	0.019
			CP4-10R-11	1SFA619103R1071	10	0.022
			CP4-10R-20	1SFA619103R1021	10	0.022
			CP4-10R-02	1SFA619103R1051	10	0.022
● Green	Black plastic		CP4-30R-11	1SFA619103R3071	10	0.036
			CP4-10G-10	1SFA619103R1012	10	0.019
			CP4-10G-11	1SFA619103R1072	10	0.022
			CP4-10G-20	1SFA619103R1022	10	0.022
			CP4-10G-02	1SFA619103R3012	10	0.033
● Yellow	Black plastic		CP4-30G-10	1SFA619103R3012	10	0.033
			CP4-30G-20	1SFA619103R3022	10	0.036
			CP4-10Y-10	1SFA619103R1013	10	0.019
● Blue	Black plastic		CP4-10Y-11	1SFA619103R1073	10	0.022
			CP4-10L-10	1SFA619103R1014	10	0.019
○ White	Black plastic		CP4-10L-11	1SFA619103R1074	10	0.022
			CP4-10W-10	1SFA619103R1015	10	0.019
● Black	Black plastic		CP4-10W-11	1SFA619103R1075	10	0.022
			CP4-10B-10	1SFA619103R1016	10	0.019
			CP4-10B-11	1SFA619103R1076	10	0.022
			CP4-10B-20	1SFA619103R1026	10	0.022
			CP4-10B-02	1SFA619103R1056	10	0.022



CP4
Dimensions (mm, inches)

Compact range

Illuminated flush pushbuttons - Momentary



CP1-11R-10

1SFC15151V0001



CP1-11G-10

1SFC15188V0001



CP1-31Y-10

1000A898151SFC151



CP1-11L-10

1SFC151149V0001



CP1-31C-10

1SFC151175V0001

Operator	Bezel	Contacts	Type	Order code	Pkg qty	Weight (1 pce)
						kg

Rated voltage 24 V AC / DC

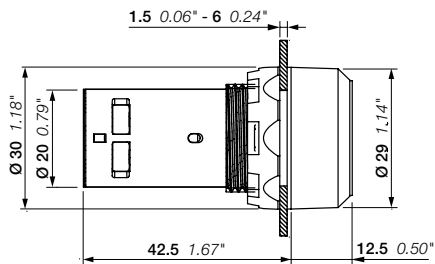
● Red	Black plastic	1 0	CP1-11R-10	1SFA619100R1111	10	0.025
		0 1	CP1-11R-01	1SFA619100R1141	10	0.025
	Chrome metal	1 0	CP1-31R-10	1SFA619100R3111	10	0.039
		0 1	CP1-31R-01	1SFA619100R3141	10	0.039
● Green	Black plastic	1 0	CP1-11G-10	1SFA619100R1112	10	0.025
	Chrome metal	1 0	CP1-31G-10	1SFA619100R3112	10	0.039
● Yellow	Black plastic	1 0	CP1-11Y-10	1SFA619100R1113	10	0.025
	Chrome metal	1 0	CP1-31Y-10	1SFA619100R3113	10	0.039
● Blue	Black plastic	1 0	CP1-11L-10	1SFA619100R1114	10	0.025
	Chrome metal	1 0	CP1-31L-10	1SFA619100R3114	10	0.039
		0 1	CP1-31L-01	1SFA619100R3144	10	0.039
○ Clear	Black plastic	1 0	CP1-11C-10	1SFA619100R1118	10	0.025
	Chrome metal	1 0	CP1-31C-10	1SFA619100R3118	10	0.039

Rated voltage 110...130 V AC / DC

● Red	Black plastic	1 0	CP1-12R-10	1SFA619100R1211	10	0.025
		0 1	CP1-12R-01	1SFA619100R1241	10	0.025
● Green	Black plastic	1 0	CP1-12G-10	1SFA619100R1212	10	0.025
● Yellow	Black plastic	1 0	CP1-12Y-10	1SFA619100R1213	10	0.025
● Blue	Black plastic	1 0	CP1-12L-10	1SFA619100R1214	10	0.025
○ Clear	Black plastic	1 0	CP1-12C-10	1SFA619100R1218	10	0.025

Rated voltage 230 V AC / DC

● Red	Black plastic	1 0	CP1-13R-10	1SFA619100R1311	10	0.025
		0 1	CP1-13R-01	1SFA619100R1341	10	0.025
● Green	Black plastic	1 0	CP1-13G-10	1SFA619100R1312	10	0.025
● Yellow	Black plastic	1 0	CP1-13Y-10	1SFA619100R1313	10	0.025
● Blue	Black plastic	1 0	CP1-13L-10	1SFA619100R1314	10	0.025
○ Clear	Black plastic	1 0	CP1-13C-10	1SFA619100R1318	10	0.025



CP1

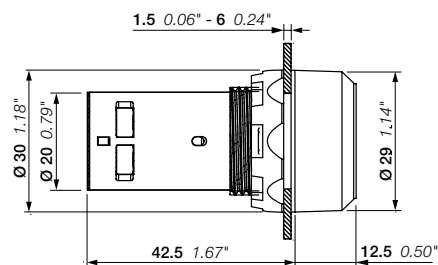
Dimensions (mm, inches)

Compact range

Illuminated flush pushbuttons - Maintained



Operator	Bezel	Contacts	Type	Order code	Pkg qty	Weight (1 pce)
Rated voltage 24 V AC / DC						
● Red	Black plastic	1 0	CP2-11R-10	1SFA619101R1111	10	0.025
		0 1	CP2-11R-01	1SFA619101R1141	10	0.025
● Green	Black plastic	1 0	CP2-11G-10	1SFA619101R1112	10	0.025
● Yellow	Black plastic	1 0	CP2-11Y-10	1SFA619101R1113	10	0.025
● Blue	Black plastic	1 0	CP2-11L-10	1SFA619101R1114	10	0.025
○ Clear	Black plastic	1 0	CP2-11C-10	1SFA619101R1118	10	0.025
Rated voltage 110...130 V AC / DC						
● Red	Black plastic	1 0	CP2-12R-10	1SFA619101R1211	10	0.025
		0 1	CP2-12R-01	1SFA619101R1241	10	0.025
● Green	Black plastic	1 0	CP2-12G-10	1SFA619101R1212	10	0.025
● Yellow	Black plastic	1 0	CP2-12Y-10	1SFA619101R1213	10	0.025
● Blue	Black plastic	1 0	CP2-12L-10	1SFA619101R1214	10	0.025
○ Clear	Black plastic	1 0	CP2-12C-10	1SFA619101R1218	10	0.025
Rated voltage 230 V AC / DC						
● Red	Black plastic	1 0	CP2-13R-10	1SFA619101R1311	10	0.025
		0 1	CP2-13R-01	1SFA619101R1341	10	0.025
● Green	Black plastic	1 0	CP2-13G-10	1SFA619101R1312	10	0.025
● Yellow	Black plastic	1 0	CP2-13Y-10	1SFA619101R1313	10	0.025
● Blue	Black plastic	1 0	CP2-13L-10	1SFA619101R1314	10	0.025
○ Clear	Black plastic	1 0	CP2-13C-10	1SFA619101R1318	10	0.025



CP1

Dimensions (mm, inches)

Compact range

Illuminated extended pushbuttons - Momentary



CP3-11R-10

1SFCL51210V0001



CP3-11G-10

1SFCL5123V0001

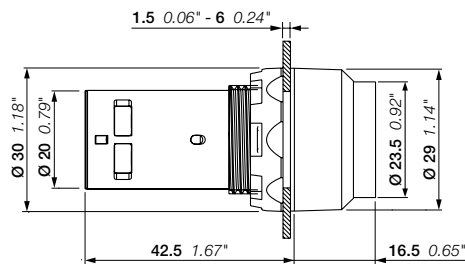


CP3-11Y-10

1SFCL51208V0001



Operator	Bezel	Contacts	Type	Order code	Pkg qty	Weight (1 pce)
kg						
Rated voltage 24 V AC / DC						
● Red	Black plastic	1 0	CP3-11R-10	1SFA619102R1111	10	0.025
		0 1	CP3-11R-01	1SFA619102R1141	10	0.025
● Green	Black plastic	1 0	CP3-11G-10	1SFA619102R1112	10	0.025
● Yellow	Black plastic	1 0	CP3-11Y-10	1SFA619102R1113	10	0.025
● Blue	Black plastic	1 0	CP3-11L-10	1SFA619102R1114	10	0.025
○ Clear	Black plastic	1 0	CP3-11C-10	1SFA619102R1118	10	0.025
Rated voltage 110...130 V AC / DC						
● Red	Black plastic	1 0	CP3-12R-10	1SFA619102R1211	10	0.025
		0 1	CP3-12R-01	1SFA619102R1241	10	0.025
● Green	Black plastic	1 0	CP3-12G-10	1SFA619102R1212	10	0.025
● Yellow	Black plastic	1 0	CP3-12Y-10	1SFA619102R1213	10	0.025
● Blue	Black plastic	1 0	CP3-12L-10	1SFA619102R1214	10	0.025
○ Clear	Black plastic	1 0	CP3-12C-10	1SFA619102R1218	10	0.025
Rated voltage 230 V AC / DC						
● Red	Black plastic	1 0	CP3-13R-10	1SFA619102R1311	10	0.025
		0 1	CP3-13R-01	1SFA619102R1341	10	0.025
● Green	Black plastic	1 0	CP3-13G-10	1SFA619102R1312	10	0.025
● Yellow	Black plastic	1 0	CP3-13Y-10	1SFA619102R1313	10	0.025
● Blue	Black plastic	1 0	CP3-13L-10	1SFA619102R1314	10	0.025
○ Clear	Black plastic	1 0	CP3-13C-10	1SFA619102R1318	10	0.025



CP3

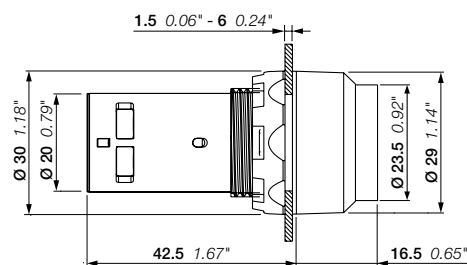
Dimensions (mm, inches)

Compact range

Illuminated extended pushbuttons - Maintained



Operator	Bezel	Contacts	Type	Order code	Pkg qty	Weight (1 pce)
kg						
Rated voltage 24 V AC / DC						
● Red	Black plastic	1 0	CP4-11R-10	1SFA619103R1111	10	0.025
		0 1	CP4-11R-01	1SFA619103R1141	10	0.025
● Green	Black plastic	1 0	CP4-11G-10	1SFA619103R1112	10	0.025
● Yellow	Black plastic	1 0	CP4-11Y-10	1SFA619103R1113	10	0.025
● Blue	Black plastic	1 0	CP4-11L-10	1SFA619103R1114	10	0.025
○ Clear	Black plastic	1 0	CP4-11C-10	1SFA619103R1118	10	0.025
Rated voltage 110...130 V AC / DC						
● Red	Black plastic	1 0	CP4-12R-10	1SFA619103R1211	10	0.025
		0 1	CP4-12R-01	1SFA619103R1241	10	0.025
● Green	Black plastic	1 0	CP4-12G-10	1SFA619103R1212	10	0.025
● Yellow	Black plastic	1 0	CP4-12Y-10	1SFA619103R1213	10	0.025
● Blue	Black plastic	1 0	CP4-12L-10	1SFA619103R1214	10	0.025
○ Clear	Black plastic	1 0	CP4-12C-10	1SFA619103R1218	10	0.025
Rated voltage 230 V AC / DC						
● Red	Black plastic	1 0	CP4-13R-10	1SFA619103R1311	10	0.025
		0 1	CP4-13R-01	1SFA619103R1341	10	0.025
● Green	Black plastic	1 0	CP4-13G-10	1SFA619103R1312	10	0.025
● Yellow	Black plastic	1 0	CP4-13Y-10	1SFA619103R1313	10	0.025
● Blue	Black plastic	1 0	CP4-13L-10	1SFA619103R1314	10	0.025
○ Clear	Black plastic	1 0	CP4-13C-10	1SFA619103R1318	10	0.025



CP4
Dimensions (mm, inches)

Compact range

Non-illuminated mushroom pushbuttons - Momentary



CPM3-10R-11

1000A858V000151
15FC151258V0001



CPM3-10G-11

15FC151357V0001



CPM3-10Y-11

1000A858V000151
15FC151258V0001




CPM3-10L-11

15FC151260V0001



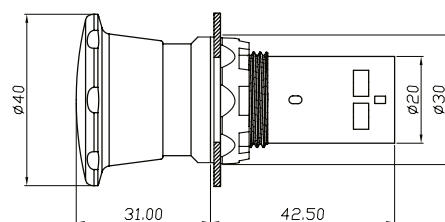
CPM3-10B-11

1000A858V000151
15FC151258V0001

Operator	Contacts	Type	Order code	Pkg qty	Weight (1 pce)
					
Ø 40 mm					
● Red	1 1	CPM3-10R-11	1SFA619126R1071	1	0.036
● Green	1 1	CPM3-10G-11	1SFA619126R1072	1	0.036
● Yellow	1 1	CPM3-10Y-11	1SFA619126R1073	1	0.036
● Blue	1 1	CPM3-10L-11	1SFA619126R1074	1	0.036
● Black	1 1	CPM3-10B-11	1SFA619126R1076	1	0.036

kg

04



CPM3

Dimensions (mm)

Compact range

Non-illuminated emergency stop pushbuttons



CE3T-10R-01



CE3K1-10R-01



CE4T-10R-01



CE4P-10R-01



CE4K1-10R-02



CE9-1010



CE9-1012

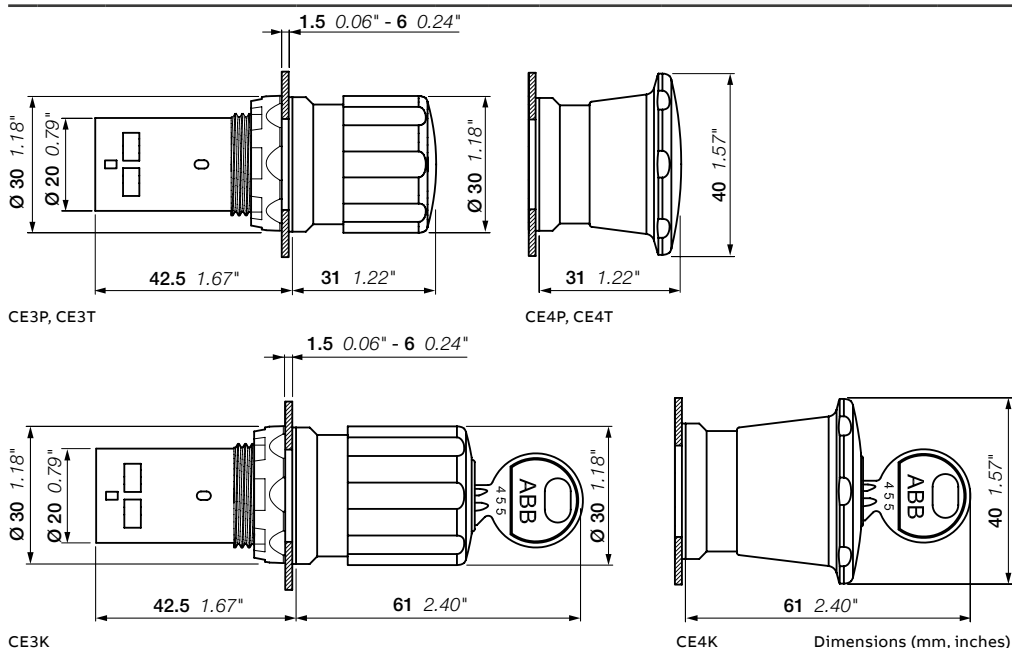
Description

The emergency stop pushbuttons without symbol conform to the standard EN IEC 60947-5-5, Safety of machinery standard EN ISO 13850, IEC 60204-1 and to Machinery directive 2006/42/EC.

Operator	Release method	Contacts	Type	Order code	Pkg qty	Weight (1 pce)
Ø 30 mm						
● Red	Twist release	0 1	CE3T-10R-01	1SFA619500R1041	1	0.032
		1 1	CE3T-10R-11	1SFA619500R1071	1	0.032
		0 2	CE3T-10R-02	1SFA619500R1051	1	0.032
● Red	Pull release	0 1	CE3P-10R-01	1SFA619501R1041	1	0.032
				1SFA619501H1041	100	0.032
		1 1	CE3P-10R-11	1SFA619501R1071	1	0.032
		0 2	CE3P-10R-02	1SFA619501R1051	1	0.032
● Red	Key code 455	0 1	CE3K1-10R-01	1SFA619502R1041	1	0.060
		1 1	CE3K1-10R-11	1SFA619502R1071	1	0.060
		0 2	CE3K1-10R-02	1SFA619502R1051	1	0.060

Operator	Marking	Release method	Contacts	Type	Order code	Pkg qty	Weight (1 pce)
Ø 40 mm							
● Red		Twist release	0 1	CE4T-10R-01	1SFA619550R1041	1	0.036
			1 1	CE4T-10R-11	1SFA619550R1071	1	0.036
			0 2	CE4T-10R-02	1SFA619550R1051	1	0.036
● Red		Pull release	0 1	CE4P-10R-01	1SFA619551R1041	1	0.036
					1SFA619551H1041	100	0.036
			1 1	CE4P-10R-11	1SFA619551R1071	1	0.036
			0 2	CE4P-10R-02	1SFA619551R1051	1	0.036
					1SFA619551H1051	100	0.036
● Red	Key code 455		0 1	CE4K1-10R-01	1SFA619552R1041	1	0.064
			1 1	CE4K1-10R-11	1SFA619552R1071	1	0.064
			0 2	CE4K1-10R-02	1SFA619552R1051	1	0.064

Operator	Marking	Release method	Contacts	Type	Order code	Pkg qty	Weight (1 pce)
Ø 40 mm							
● Red	EMO	Twist release	0 2	CE9-1010	1SFA619599R1010	1	0.036
● Red	EMO	Twist release	1 1	CE9-1011	1SFA619599R1011	1	0.036
● Red	PUSH TO STOP PULL TO RUN	Pull release	0 2	CE9-1012	1SFA619599R1012	1	0.036

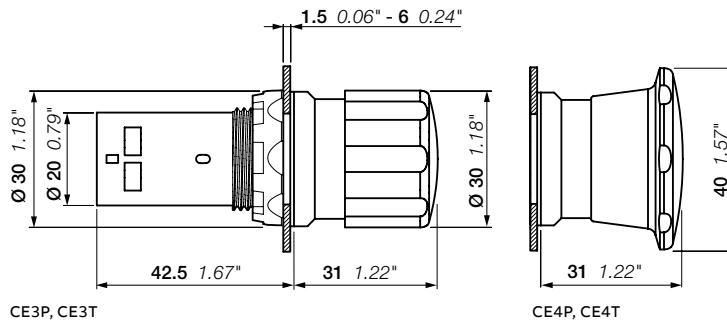


Compact range

Non-illuminated machine stop pushbuttons

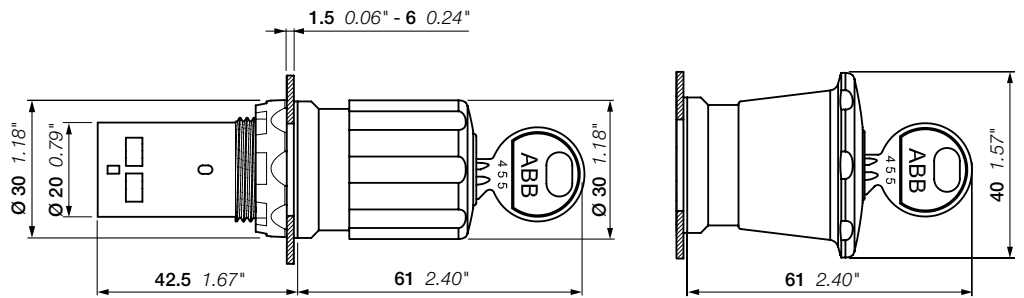


Operator	Release method	Contacts	Type	Order code	Pkg qty	Weight (1 pce)
kg						
Ø 30 mm						
● Black	Twist release	0 1	CE3T-10B-01	1SFA619500R1046	1	0.032
		1 1	CE3T-10B-11	1SFA619500R1076	1	0.032
● Black	Pull release	1 1	CE3P-10B-11	1SFA619501R1076	1	0.032
● Black	Key code 455	1 1	CE3K1-10B-11	1SFA619502R1076	1	0.060
Ø 40 mm						
● Black	Twist release	1 0	CE4T-10B-10	1SFA619550R1016	1	0.032
		0 1	CE4T-10B-01	1SFA619550R1046	1	0.032
		1 1	CE4T-10B-11	1SFA619550R1076	1	0.032
		2 0	CE4T-10B-20	1SFA619550R1026	1	0.032
		0 2	CE4T-10B-02	1SFA619550R1056	1	0.032
● Black	Pull release	1 1	CE4P-10B-11	1SFA619551R1076	1	0.032
● Black	Key code 455	1 1	CE4K1-10B-11	1SFA619552R1076	1	0.064



CE3P, CE3T

CE4P, CE4T



CE3K

CE4K

Dimensions (mm, inches)

Compact range

Heavy duty pushbuttons



15FC151025V0001

CP6-10R-11



15FC151024V0001

CP6-10G-11



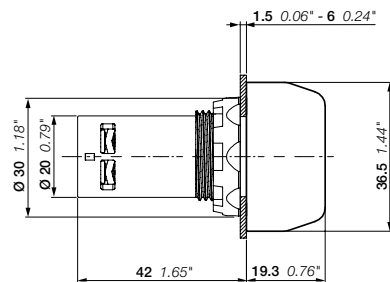
15FC151023V0001

CP6-10B-11

Description

Silicone rubber cap.

Color	Contacts	Type	Order code	Pkg qty	Weight (1 pce)
● Red	1 1	CP6-10R-11	1SFA619105R1071	10	0.031
	2 0	CP6-10R-20	1SFA619105R1021	10	0.031
	0 2	CP6-10R-02	1SFA619105R1051	10	0.031
● Green	1 1	CP6-10G-11	1SFA619105R1072	10	0.031
	2 0	CP6-10G-20	1SFA619105R1022	10	0.031
● Black	1 1	CP6-10B-11	1SFA619105R1076	10	0.031
	2 0	CP6-10B-20	1SFA619105R1026	10	0.031
	0 2	CP6-10B-02	1SFA619105R1056	10	0.031



CP6

Dimensions (mm, inches)

Compact range

Pilot lights



CL2-502R

1SFC151338V0001



CL2-506G

1SFC151339V0001



CL2-508Y

1SFC1340V1513J15



CL2-506L

1SFC151341V0001



CL2-506C

1SFC1342V0001

Description

Integrated LED, no bulb needed.

Color	Rated current mA	Anti-in-ductive voltage Vpeak	Wavelength nm	Type	Order code	Pkg qty	Weight (1 pce) kg
-------	---------------------	-------------------------------------	------------------	------	------------	------------	-------------------------

Voltage 6.3 V

● Red	16	2	625	CL2-506R	1SFA619403R5061	10	0.016
● Green	16	2	520	CL2-506G	1SFA619403R5062	10	0.016
● Yellow	16	2	590	CL2-506Y	1SFA619403R5063	10	0.016
● Blue	16	2	470	CL2-506L	1SFA619403R5064	10	0.016
○ Clear	16	2	(1)	CL2-506C	1SFA619403R5068	10	0.016

Voltage 12 V DC

● Red	16	2	625	CL2-501R	1SFA619403R5011	10	0.016
● Green	16	2.5	520	CL2-501G	1SFA619403R5012	10	0.016
● Yellow	16	2.5	590	CL2-501Y	1SFA619403R5013	10	0.016
● Blue	16	2.5	470	CL2-501L	1SFA619403R5014	10	0.016
○ Clear	16	2.5	(1)	CL2-501C	1SFA619403R5018	10	0.016

Voltage 24 V AC / DC

● Red	16	6	625	CL2-502R	1SFA619403R5021	10	0.016
					1SFA619403H5021	100	0.016
● Green	16	6	520	CL2-502G	1SFA619403R5022	10	0.016
					1SFA619403H5022	100	0.016
● Yellow	16	6	590	CL2-502Y	1SFA619403R5023	10	0.016
					1SFA619403H5023	100	0.016
● Blue	16	6	470	CL2-502L	1SFA619403R5024	10	0.016
○ Clear	16	6	(1)	CL2-502C	1SFA619403R5028	10	0.016

Voltage 48 ... 60 V AC / DC

● Red	13-17	7	625	CL2-507R	1SFA619403R5071	10	0.016
					1SFA619403H5071	100	0.016
● Green	13-17	7	520	CL2-507G	1SFA619403R5072	10	0.016
					1SFA619403H5072	100	0.016
● Yellow	13-17	7	590	CL2-507Y	1SFA619403R5073	10	0.016
● Blue	13-17	7	470	CL2-507L	1SFA619403R5074	10	0.016
○ Clear	13-17	7	(1)	CL2-507C	1SFA619403R5078	10	0.016

Voltage 110 ... 130 V AC

● Red	15-17	20	625	CL2-513R	1SFA619403R5131	10	0.016
● Green	15-17	20	520	CL2-513G	1SFA619403R5132	10	0.016
● Yellow	15-17	20	590	CL2-513Y	1SFA619403R5133	10	0.016
● Blue	15-17	20	470	CL2-513L	1SFA619403R5134	10	0.016
○ Clear	15-17	20	(1)	CL2-513C	1SFA619403R5138	10	0.016

Voltage 110 ... 130 V DC

● Red	8-9	20	625	CL2-515R	1SFA619403R5151	10	0.016
					1SFA619403H5151	100	0.016
● Green	8-9	20	520	CL2-515G	1SFA619403R5152	10	0.016
					1SFA619403H5152	100	0.016
● Yellow	8-9	20	590	CL2-515Y	1SFA619403R5153	10	0.016
● Blue	8-9	20	470	CL2-515L	1SFA619403R5154	10	0.016
○ Clear	8-9	20	(1)	CL2-515C	1SFA619403R5158	10	0.016

(1) X = 0.31, Y = 0.32

Compact range

Pilot lights



1SFCL151338V0001

CL2-502R



1SFCL151339V0001

CL2-506G



1SFCL151340V0001

CL2-508Y



1SFCL151341V0001

CL2-506L



1SFCL151342V0001

CL2-506C

Description

Integrated LED, no bulb needed.

Color	Rated current mA	Anti-inductive voltage Vpeak	Wavelength nm	Type	Order code	Pkg qty	Weight (1 pce) kg
-------	---------------------	---------------------------------	------------------	------	------------	---------	----------------------

Voltage 220 V DC

● Red	6	20	625	CL2-520R	1SFA619403R5201 1SFA619403H5201	10 100	0.016 0.016
● Green	6	20	520	CL2-520G	1SFA619403R5202 1SFA619403H5202	10 100	0.016 0.016
● Yellow	6	20	590	CL2-520Y	1SFA619403R5203	10	0.016
● Blue	6	20	470	CL2-520L	1SFA619403R5204	10	0.016
○ Clear	6	20	(1)	CL2-520C	1SFA619403R5208	10	0.016

Voltage 230 V AC

● Red	17	30	625	CL2-523R	1SFA619403R5231 1SFA619403H5231	10 100	0.016 0.016
● Green	17	35	520	CL2-523G	1SFA619403R5232 1SFA619403H5232	10 100	0.016 0.016
● Yellow	17	35	590	CL2-523Y	1SFA619403R5233 1SFA619403H5233	10 100	0.016 0.016
● Blue	17	35	470	CL2-523L	1SFA619403R5234	10	0.016
○ Clear	17	35	(1)	CL2-523C	1SFA619403R5238 1SFA619403H5238	10 100	0.016 0.016

Rated voltage 230 V AC high anti-inductive voltage (2)

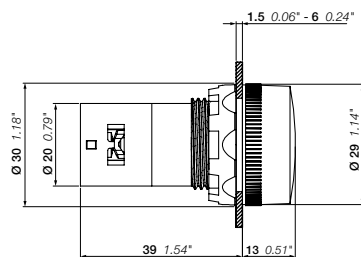
● Red	17	60	625	CL2-623R	1SFA619403R6231	10	0.016
● Green	17	80	520	CL2-623G	1SFA619403R6232	10	0.016
● Yellow	17	70	590	CL2-623Y	1SFA619403R6233	10	0.016
● Blue	17	80	470	CL2-623L	1SFA619403R6234	10	0.016
○ Clear	17	80	(1)	CL2-623C	1SFA619403R6238	10	0.016

Rated voltage 380 ... 415 V AC

● Red	15-17	55	625	CL2-542R	1SFA619403R5421	10	0.016
● Green	15-17	65	520	CL2-542G	1SFA619403R5422	10	0.016
● Yellow	15-17	65	590	CL2-542Y	1SFA619403R5423	10	0.016
● Blue	15-17	65	470	CL2-542L	1SFA619403R5424	10	0.016
○ Clear	15-17	65	(1)	CL2-542C	1SFA619403R5428	10	0.016

(1) X = 0.31, Y = 0.32

(2) Higher threshold to light up LED to be used in application where there is risk of large induced voltages.



CL2

Dimensions (mm, inches)

Compact range

Pilot lights BA 9s



CL-100R



CL-100L

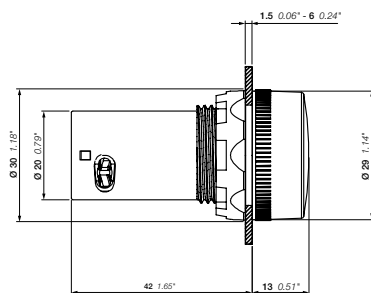
Description

Bulb not included and should be ordered separately, see Accessories section for order codes and information.

Color	Type	Order code	Pkg qty	Weight (1 pce) kg
● Red	CL-100R	1SFA619402R1001	10	0.018
● Green	CL-100G	1SFA619402R1002	10	0.018
● Yellow	CL-100Y	1SFA619402R1003	10	0.018
● Blue	CL-100L	1SFA619402R1004	10	0.018
○ White	CL-100W	1SFA619402R1005	10	0.018
○ Clear	CL-100C	1SFA619402R1008	10	0.018

Text cap for pilot light

Color	Marking	Type	Order code	Pkg qty	Weight (1 pce) kg
○ White	Without text	KTC3-9000	1SFA616903R9000	10	0.001
	ON	KTC3-1020	1SFA616903R1020	10	0.001
	OFF	KTC3-1019	1SFA616903R1019	10	0.001



CL100

Dimensions (mm, inches)

Accessories for compact range

LED bulbs for CL-100 pilot lights



BA9S6LEDB

Color	Type	Order code	Pkg qty	Weight (1 pce) kg
Rated voltage 6 V AC/DC				
● Red	BA9S6LEDR	1SFA187163R1001	5	0.002
● Green	BA9S6LEDV	1SFA187164R1002	5	0.002
● Yellow	BA9S6LEDG	1SFA187161R1003	5	0.002
● Blue	BA9S6LEDL	1SFA187162R1004	5	0.002
○ White	BA9S6LEDB	1SFA187160R1005	5	0.002
Rated voltage 12 V AC/DC				
● Red	BA9S12LEDR	1SFA187168R1011	5	0.002
● Green	BA9S12LEDV	1SFA187169R1012	5	0.002
● Yellow	BA9S12LEDG	1SFA187166R1013	5	0.002
● Blue	BA9S12LEDL	1SFA187167R1014	5	0.002
○ White	BA9S12LEDB	1SFA187165R1015	5	0.002
Rated voltage 24 V AC/DC				
● Red	BA9S24LEDR	1SFA187173R1021	5	0.002
● Green	BA9S24LEDV	1SFA187174R1022	5	0.002
● Yellow	BA9S24LEDG	1SFA187171R1023	5	0.002
● Blue	BA9S24LEDL	1SFA187172R1024	5	0.002
○ White	BA9S24LEDB	1SFA187170R1025	5	0.002
Rated voltage 48 V AC/DC				
● Red	BA9S48LEDR	1SFA187178R1031	5	0.002
● Green	BA9S48LEDV	1SFA187179R1032	5	0.002
● Yellow	BA9S48LEDG	1SFA187176R1033	5	0.002
● Blue	BA9S48LEDL	1SFA187177R1034	5	0.002
○ White	BA9S48LEDB	1SFA187175R1035	5	0.002
Rated voltage 60 V AC/DC				
○ White	BA9S60LED	1SFA187191R1045	5	0.002
Rated voltage 110 - 120 V AC/DC				
● Red	BA9S110LEDR	1SFA187183R1041	5	0.002
● Green	BA9S110LEDV	1SFA187184R1042	5	0.002
● Yellow	BA9S110LEDG	1SFA187181R1043	5	0.002
● Blue	BA9S110LEDL	1SFA187182R1044	5	0.002
○ White	BA9S110LEDB	1SFA187180R1045	5	0.002
Rated voltage 130 V AC/DC				
○ White	BA9S130LED	1SFA187190R1045	5	0.002
Rated voltage 230 V AC				
● Red	BA9S230LEDR	1SFA187188R1051	5	0.002
● Green	BA9S230LEDV	1SFA187189R1052	5	0.002
● Yellow	BA9S230LEDG	1SFA187186R1053	5	0.002
● Blue	BA9S230LEDL	1SFA187187R1054	5	0.002
○ White	BA9S230LEDB	1SFA187185R1055	5	0.002

Compact range

Non-illuminated selector switches - 2-position



C2SS1-10B-10

1SFCL13125V0001



C2SS3-30B-10

1SFCL13135V0001

Description

Compact selector switches are delivered in black color.

Operating principle	Bezel	Contacts	Type	Order code	Pkg qty	Weight (1 pce)
						kg

Short handle

	Black plastic	1 0	C2SS1-10B-10	1SFA619200R1016	10	0.02	
		0 1	C2SS1-10B-01	1SFA619200R1046	10	0.02	
		1 1	C2SS1-10B-11	1SFA619200R1076	10	0.024	
		2 0	C2SS1-10B-20	1SFA619200R1026	10	0.024	
		Chrome metal	1 0	C2SS1-30B-10	1SFA619200R3016	10	0.029
			0 1	C2SS1-30B-01	1SFA619200R3046	10	0.029
1 1	C2SS1-30B-11		1SFA619200R3076	10	0.032		
	Black plastic	1 0	C2SS2-10B-10	1SFA619201R1016	10	0.02	
		0 1	C2SS2-10B-01	1SFA619201R1046	10	0.02	
		1 1	C2SS2-10B-11	1SFA619201R1076	10	0.024	
	Chrome metal	2 0	C2SS2-10B-20	1SFA619201R1026	10	0.024	
		1 0	C2SS2-30B-10	1SFA619201R3016	10	0.029	
		0 1	C2SS2-30B-01	1SFA619201R3046	10	0.029	
	Black plastic	1 0	C2SS3-10B-10	1SFA619202R1016	10	0.02	
		0 1	C2SS3-10B-01	1SFA619202R1046	10	0.02	
		1 1	C2SS3-10B-11	1SFA619202R1076	10	0.024	
	Chrome metal	2 0	C2SS3-10B-20	1SFA619202R1026	10	0.024	
		1 0	C2SS3-30B-10	1SFA619202R3016	10	0.029	
		1 1	C2SS3-30B-11	1SFA619202R3076	10	0.032	
	Chrome metal	2 0	C2SS3-30B-20	1SFA619202R3026	10	0.032	

Long handle

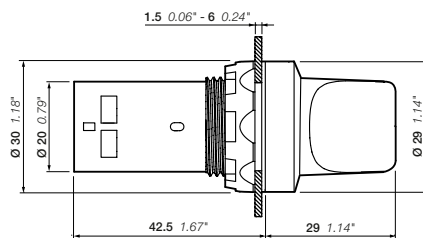
	Chrome metal	1 0	C2SS5-30B-10	1SFA619204R3016	10	0.029
		1 1	C2SS5-30B-11	1SFA619204R3076	10	0.032

Contacts actuated

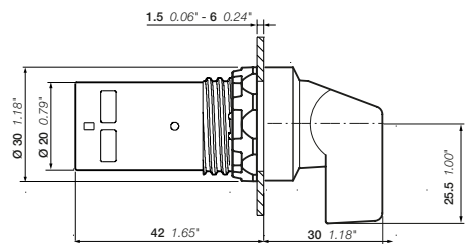
2-position selector switch. Contacts included, actuated in position C:

	NC	NO	NC	NO
	11	13	21	23
	12	14	22	24
1 NO		■		
2 NO			■	■
1 NC	■			
2 NC				■
1 NO + 1 NC	■	■	■	

Not actuated
 Actuated



C2SS, short handle
Dimensions (mm, inches)



C2SS, long handle

Compact range

Non-illuminated selector switches - 3-position



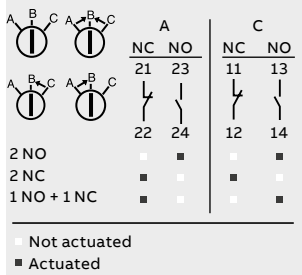
C3SS1-10B-11



C3SS2-30B-20

Contacts actuated

3-position selector switch. Contacts included, actuated in position A and C:



Description

Compact selector switches operators are delivered in black color.

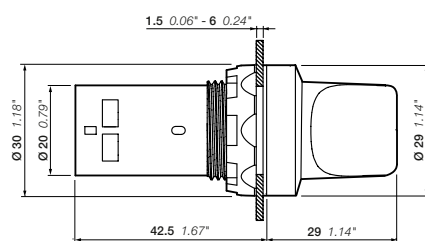
Operating principle	Bezel	Contacts	Type	Order code	Pkg qty	Weight (1 pce)
						kg

Short handle

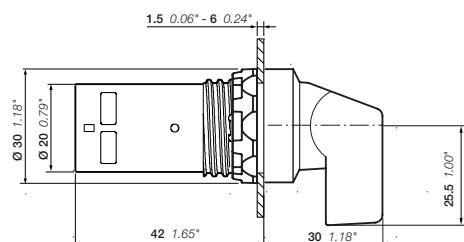
	Black plastic	1 1	C3SS1-10B-11	1SFA619210R1076	10	0.024
		2 0	C3SS1-10B-20	1SFA619210R1026	10	0.024
	Chrome metal	1 1	C3SS1-30B-11	1SFA619210R3076	10	0.032
		2 0	C3SS1-30B-20	1SFA619210R3026	10	0.032
	Black plastic	1 1	C3SS2-10B-11	1SFA619211R1076	10	0.024
		2 0	C3SS2-10B-20	1SFA619211R1026	10	0.024
	Chrome metal	1 1	C3SS2-30B-11	1SFA619211R3076	10	0.032
		2 0	C3SS2-30B-20	1SFA619211R3026	10	0.032
	Black plastic	1 1	C3SS3-10B-11	1SFA619212R1076	10	0.024
		2 0	C3SS3-10B-20	1SFA619212R1026	10	0.024
	Chrome metal	1 1	C3SS3-30B-11	1SFA619212R3076	10	0.032
		2 0	C3SS3-30B-20	1SFA619212R3026	10	0.032
	Black plastic	1 1	C3SS7-10B-11	1SFA619216R1076	10	0.024
		2 0	C3SS7-10B-20	1SFA619216R1026	10	0.024
	Chrome metal	2 0	C3SS7-30B-20	1SFA619216R3026	10	0.032

Long handle

	Black plastic	1 1	C3SS4-10B-11	1SFA619213R1076	10	0.024
		2 0	C3SS4-10B-20	1SFA619213R1026	10	0.024
	Black plastic	1 1	C3SS5-10B-11	1SFA619214R1076	10	0.024
		2 0	C3SS5-10B-20	1SFA619214R1026	10	0.024
	Chrome metal	2 0	C3SS5-30B-20	1SFA619214R3026	10	0.032



C3SS, short handle
Dimensions (mm, inches)



C3SS, long handle

Compact range

Buzzers



CB1-600G

15FC15159V0001



CB1-610R

15FC15159V0001



CB1-610Y

15FC15159V0001



CB1-620B

15FC15160V0001

Illuminated

Color	Light and sound output	Rated current mA	Luminance mcd	Type	Order code	Pkg qty	Weight (1 pce) kg
-------	------------------------	---------------------	------------------	------	------------	---------	----------------------

Rated voltage 24 V AC / DC

● Green	Continuous	48	126	CB1-600G	1SFA619600R6002	10	0.021
● Red	Pulsation	53	60	CB1-610R	1SFA619600R6101	10	0.021
					1SFA619600H6101	100	0.021
● Yellow	Pulsation	53	60	CB1-610Y	1SFA619600R6103	10	0.021
						1SFA619600H6103	100

Rated voltage 110 ... 130 V AC

● Green	Continuous	55	126	CB1-601G	1SFA619600R6012	10	0.021
● Red	Pulsation	70	60	CB1-611R	1SFA619600R6111	10	0.021
● Yellow	Pulsation	70	60	CB1-611Y	1SFA619600R6113	10	0.021

Rated voltage 110 ... 130 V DC

● Green	Continuous	15	126	CB1-602G	1SFA619600R6022	10	0.021
● Red	Pulsation	15	60	CB1-612R	1SFA619600R6121	10	0.021
● Yellow	Pulsation	15	60	CB1-612Y	1SFA619600R6123	10	0.021

Rated voltage 230 V AC

● Green	Continuous	55	126	CB1-603G	1SFA619600R6032	10	0.021
● Red	Pulsation	70	60	CB1-613R	1SFA619600R6131	10	0.021
					1SFA619600H6131	100	0.021
● Yellow	Pulsation	70	60	CB1-613Y	1SFA619600R6133	10	0.021

Non-Illuminated

Color	Sound output	Rated current mA	Luminance mcd	Type	Order code	Pkg qty	Weight (1 pce) kg
-------	--------------	---------------------	------------------	------	------------	---------	----------------------

Rated voltage 24 V AC / DC

● Black	Continuous	40	-	CB1-620B	1SFA619600R6206	10	0.021			
				Pulsation	48	-	CB1-630B	1SFA619600R6306	10	0.021
								1SFA619600H6306	100	0.021

Rated voltage 110 ... 130 V AC

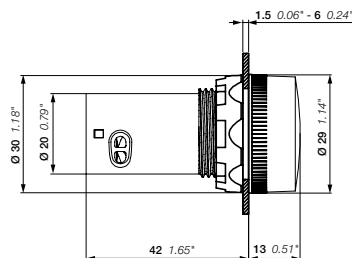
● Black	Continuous	40	-	CB1-621B	1SFA619600R6216	10	0.021
	Pulsation	48	-	CB1-631B	1SFA619600R6316	10	0.021

Rated voltage 110 ... 130 V DC

● Black	Continuous	15	-	CB1-622B	1SFA619600R6226	10	0.021
	Pulsation	15	-	CB1-632B	1SFA619600R6326	10	0.021

Rated voltage 230 V AC

● Black	Continuous	40	-	CB1-623B	1SFA619600R6236	10	0.021
	Pulsation	40	-	CB1-633B	1SFA619600R6336	10	0.021



CB1

Dimensions (mm, inches)

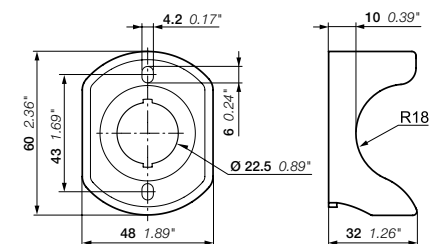
Compact range

Accessories



Description	Bezel / color	Type	Order code	Pkg qty	Weight (1pce) kg
30 mm adaptors for 22 mm operator (1.5 - 4 mm panel thickness)					
Pushbuttons, selector switches, pilot light, emergency stop pushbuttons	Black plastic	KA1-8029	1SFA616920R8029	1	0.010
	Chrome metal	KA1-8030	1SFA616920R8030	1	0.035
Flush mounted pushbuttons	Chrome metal	KA1-8073	1SFA616920R8073	1	0.050
Flush mounted selector switches	Chrome metal	CA1-8075	1SFA619920R8075	1	0.050
Protective membrane, silicone					
Flush pushbutton		MA1-8052	1SFA611920R8052	10	0.002
Extended pushbutton		MA1-8002	1SFA611920R8002	10	0.002
Protective ring					
To prevent accidental operation. Cannot be used together with Legend plate holder					
Flush and extended pushbuttons	Clear plastic	-	SK615512-1	10	0.002
Flush pushbuttons	Metal and black plastic	KA1-8010	1SFA616920R8010	10	0.008
Bezel					
Pushbuttons	Black plastic	KA1-8022	1SFA616920R8022	10	0.002
	Chrome plastic	KA1-8020	1SFA616920R8020	10	0.002
	Chrome metal	KA1-8021	1SFA616920R8021	10	0.015
Selector switches	Black plastic	CA1-8077	1SFA619920R8077	10	0.002
	Chrome metal	CA1-8078	1SFA619920R8078	10	0.010
Square bezel					
Black plastic		-	SK616016-2	10	0.001
Lockable shroud					
Pushbuttons, selector switches	Plastic	MA1-8153	1SFA611920R8153	10	0.023
Emergency stop 30 mm	Metal	-	SK615502-D	1	0.080
Touch guard					
Touch guard		MA1-8152	1SFA611920R8152	10	0.023
Shroud with anti rotation tabs, slot for water drainage					
Emergency stop, machine stop 40 mm	● Yellow	CA1-8053	1SFA619920R8053	10	0.016
	● Grey	CA1-8054	1SFA619920R8054	10	0.016
Lamp changing tool					
Lamp changing tool		KA1-8072	1SFA616920R8072	1	0.002

Note: Din-rail adaptor should be used with 2 contact blocks for rear mounting type MCB..B.



CA1
Dimensions (mm, inches)

Compact range

Accessories



CA1-8080

1SFCL51276V0001



MA1-8015

1SFCL51275V0001



MA1-8149

1SFCL51004F0001



MA1-8019

1SFCL51385V0001

Description	Material	Suitable for	Type	Order code	Pkg qty	Weight (1pcs) kg
DIN-rail adapter						
DIN-rail adapter with 2 dummy block			CA1-8080	1SFA619920R8080	1	0.028
Mounting tools						
For tightening the locking nut						
Plastic / Mounting tool manual			MA1-8015	1SFA611920R8015	1	0.021
Metal / Mounting tool for power tool			MA1-8149	1SFA611920R8149	1	0.155
Extra key						
Key code 455	Metal	CE3K1, CE4K1	MA1-8165	1SFA611920R8165	5 ¹	0.011 ²
Locking nut						
Locking nut			MA1-8019	1SFA611920R8019	10	0.001
Gasket						
Gasket			MA1-8151	1SFA611920H8151	100	0.001

1) Package quantity is 5 pairs (= 10 keys).

2) 1 pcs means 1 pair of keys (= 2 keys).

Compact range

Technical data

Standards and approvals

IEC / EN 60947-1	Low Voltage switchgear and controlgear - Part 1: General rules
IEC / EN 60947-5-1	Low Voltage switchgear and controlgear - part 5-1: control circuit devices and switching elements - Electromechanical control circuit devices
IEC / EN 60947-5-5	Low Voltage switchgear and controlgear - part 5-5: control circuit devices and switching elements - Electrical emergency stop device with mechanical latching function
IEC / EN 60073	Basic and safety principles for man-machine interface, marking and identification coding principles for indicators and actuators
IEC / EN 60529	Degrees of protection provided by enclosures (IP code)
EN 50013	Low Voltage switchgear and controlgear for industrial use, terminal marking and distinctive number for particular control switches
DIN 40050-9	Road vehicles; degrees of protection (IP-code); protection against foreign objects; water and contact; electrical equipment
UL 508	Industrial control equipment
CSA C22.2 No 14	Industrial control equipment

Environmental data

Degrees of protection

Operators	IEC/EN DIN	UL/CSA
Pushbutton	IP66, IP67 and IP69K	Type 1, 3R, 4, 4X, 12, 13
Selector switches	IP66, IP67 and IP69K	Type 1, 3R, 4, 4X, 12, 13
Buzzer	IP66, IP67 and IP69K	Type 1, 3R, 4, 4X, 12, 13
Heavy duty	IP66, IP67 and IP69K	Type 1, 3R, 4, 4X, 12, 13
Pilot lights	IP66, IP67 and IP69K	Type 1, 3R, 4, 4X, 12, 13
Emergency stops	IP66, IP67 and IP69K	Type 1, 3R, 4, 4X, 12, 13
Terminals	IP20	-

Temperature and humidity

Ambient temperature during operation ¹	-25 to +70 °C
Storage temperature	-40 to +85 °C
Humidity (operated relative humidity):	
General, excluding LED product (pilot lights, bulb, buzzer, illuminated pushbuttons)	20 to 70%rh at 25 °C
LED product (pilot lights, bulb, buzzer, illuminated pushbuttons)	40 to 70%rh at 25 °C

1) Ambient temperature during operation for CL2 pilot light and CEP plastic enclosure is -30 to +70 °C













Compact range

Technical data













Technical data

Connecting capacity

Compact range M3.0 (pushbutton, selector switch, emergency stop)

	1x	0.5...1.5 mm ²
	2x	0.5...1.5 mm ²
	1x	0.5...1.5 mm ²
	2x	0.5...1.5 mm ²
	1x	0.5...1.5 mm ²
	2x	0.5...1.5 mm ²
	1x	0.5...1.5 mm ²
	2x	0.5...1.5 mm ²
	1x	0.5...1.5 mm ²
	2x	0.5...1.5 mm ²
	L <	5.9 mm
	I >	3.0 mm
Stripping length		6.0 mm

Compact range M3.5 (Pilot light)

	1x	0.75...2.5 mm ²
	2x	0.75...2.5 mm ²
	1x	0.75...2.5 mm ²
	2x	0.75...2.5 mm ²
	1x	0.75...2.5 mm ²
	2x	0.75...2.5 mm ²
	1x	0.75...2.5 mm ²
	2x	0.75...2.5 mm ²
	1x	0.75...2.5 mm ²
	2x	0.75...2.5 mm ²
	L <	7.0 mm
	I >	3.5 mm
Stripping length		8.0 mm

Tightening torque

Cable terminals M3	0.8 Nm
Cable terminals M3.5	0.9 Nm
Recommended screwdriver for cable terminal	Pozidriv 2
Operators locking nut	Min. 2 Nm / Max. 2.3 Nm

Short circuit protection

Max. fuse at 1 kA	gG 10A
-------------------	--------

Mechanical life

Pushbuttons, selector switches, heavy duty	500 000 operations
Emergency stop pushbutton	50 000 operations

LED products (Pilot lights, illuminated pushbuttons)

Service life for LED means number of service hours until the brightness has been reduced down 50%. Service life 50 000 h, operating at 25 °C, 40~70%rh (relative humidity)

Color of white LED	$x = 0.31$ $Y = 0.32$ means the position of color in the ICI chromaticity diagram
Voltage tolerance on LED	-30 to +10% voltage is acceptable without affecting the service life
Voltage peaks on LED	Voltage peaks up to 1000 V current peaks up to 500 mA during a few msec
Glowing light	All integrated LED have a function built in to cut leakage currents
Rated frequency	50/60 Hz for AC supplied products

Make-and-break contacts



Compact range

Technical data

Material

No ozone depleting substances in the products.

All front of panel plastic components are made of polycarbonate

PC polycarbonate	High impact strength, good outdoor resistance. Chemical resistance (see table below)
PSU polysulphone	Can withstand high temperatures, acids, basic solutions, alkaline compounds, oils, alcohols
PA polyamide	Can withstand high temperatures, aliphatic, aromatic and chlorinated hydrocarbons, esters, ketone-aldehydes, alcohols and basic solutions
PBT	Can withstand high temperature, aliphatic and aromatic hydrocarbons, acids, basic solutions, alcohols, grease and oils
Zinc	Good corrosion resistance in inland-, sea and industrial atmosphere
Light-alloy	Good corrosion resistance in inland-, sea and industrial atmosphere

Chemical resistance for polycarbonate

Chemical class	Effects	
Acids	No significant effect under most typical conditions of concentration and temperature	
Alcohols and alkalis	Generally compatible at low concentration and room temperature. Higher concentrations and elevated temperatures can result in etching and attack evidenced by decomposition	
Aliphatic hydrocarbons	Generally compatible	
Amines	Surface crystallization and chemical attack	Avoid
Aromatic hydrocarbons	Partial solvents and severe stress cracking agents (i.e., xylene, toluene).	Avoid
Detergents and cleaners	Mild soap solutions are generally compatible. Strong alkaline materials should be avoided	
Esters	Cause severe crystallization. Partial solvents.	Avoid
Greases and oils	Pure petroleum types generally compatible. Many additives used with them are not	
Halogenated, hydrocarbons	Solvents.	Avoid
Ketones	Cause severe crystallization and stress cracking. Partial solvents.	Avoid
Silicone oil and greases	Generally compatible up to 85 °C	

Note: Specified degree of protection is for operator mounted on panel. If other items are mounted in between, please make sure that they are correctly sealed.

Compact range

Technical data

Electrical data

Contacts

Rated frequency	50-60 Hz
-----------------	----------

Ratings as per IEC 60947-5-1

Rated insulation voltage, U_i	300 V
Rated thermal current, I_{th}	5 A
Rated operational current, I_e	at: 120 V 3 A
Utilization category AC 15,	at: 240 V 2 A
Rated operational current, I_e utilisation category DC 13,	at: 24 V 0.3 A
	at: 125 V 0.2 A
Rated impulse withstand voltage	U_{imp} 6 kV
Pollution degree	3

Ratings as per UL, CSA, NEMA

	C300 AC	R300 DC
Rated insulation voltage	250 V	250 V
Rated thermal current	2.5 A	1 A
Rated operational current	at: 120 V 1.5 A	
	at: 125 V	0.22 A
	at: 240 V 0.75 A	
	at: 250 V	0.11 A

Short circuit protection

Max. fuse at 1 kA	gG 10A
-------------------	--------

Buzzer

Short circuit protection

Max. fuse at 1 kA	gG 10A
-------------------	--------

Ratings as per IEC 60947-5-1

Rated insulation voltage, U_i	300 V
Rated impulse withstand voltage u_{imp}	4 kV
Rated frequency	50-60 Hz
Product service life	> 5000 hours

Signal output

Sound level	≥ 80 or 90 dB /10 cm (see page 136 for details)
Audio frequency	6.7 kHz
Pulsating frequency of light and sound output	2 Hz

Compact range

Technical data

Illuminated pushbuttons CP

Color	Current		Illuminance of flush cap		Illuminance of extended cap		Anti-inductive peak voltage	Main wavelength	Color temperature
	mA Min.	Max.	lx Min.	Max.	lx Min.	Max.			
Voltage range 24 V AC / DC									
● Red	8.5	11.5	150	600	120	400	5	620 ... 625	–
● Green	8.0	11.0	200	800	150	500	5	515 ... 520	–
● Yellow	8.5	11.5	200	800	120	400	5	585 ... 590	–
● Blue	8.5	10.5	200	500	200	400	5	465 ... 470	–
○ Clear	8.5	10.5	620	1000	360	700	5	–	8000 ... 12000
Voltage range 110 ... 130 V AC / DC									
● Red	6.5	9.0	150	600	100	350	15	620 ... 625	–
● Green	6.5	9.0	150	600	100	350	15	515 ... 520	–
● Yellow	6.5	9.0	150	600	100	350	15	585 ... 590	–
● Blue	6.5	9.0	200	450	180	300	15	465 ... 470	–
○ Clear	6.5	9.0	520	860	300	600	15	–	8000 ... 12000
Voltage range 230 V AC / DC									
● Red	4.0	6.0	150	600	120	400	15	620 ... 625	–
● Green	4.0	6.0	150	900	150	500	15	515 ... 520	–
● Yellow	4.0	6.0	150	600	150	500	15	585 ... 590	–
● Blue	4.0	6.0	250	500	250	400	15	465 ... 470	–
○ Clear	4.0	6.0	650	1050	380	720	15	–	8000 ... 12000

Note: The testing distance of illuminance is 2 mm between top lens and sensor surface. Clean test environment, supply voltage at 50 / 60 Hz with harmonized wave and without high frequency.

Compact range

Technical data

Pilot light CL2

Color	Current		Illuminance		Anti-inductive peak voltage V	Main wavelength Nm	Color temperature K
	mA Min.	Max.	lx Min.	Max.			
Voltage range 6.3 V DC							
● Red	13	16	45	250	2	620 ... 625	–
● Green	9.5	12.5	114	245	2	515 ... 520	–
● Yellow	13	16	65	210	2	585 ... 590	–
● Blue	9.5	12.5	8	35	2	465 ... 470	–
○ Clear	10	13	300	850	2	–	8000 ... 12000
Voltage range 12 V DC							
● Red	14	16	100	280	2	620 ... 625	–
● Green	12	14	165	310	2.5	515 ... 520	–
● Yellow	13.5	16	85	230	2.5	585 ... 590	–
● Blue	12	14	10	50	2.5	465 ... 470	–
○ Clear	12.5	14.5	480	850	2.5	–	8000 ... 12000
Voltage range 24 V AC / DC							
● Red	14	16	75	240	6	620 ... 625	–
● Green	13.5	15	120	320	6	515 ... 520	–
● Yellow	14	16	55	230	6	585 ... 590	–
● Blue	13.5	15	8	30	6	465 ... 470	–
○ Clear	13.5	15	450	700	6	–	8000 ... 12000
Voltage range 48 ... 60 V AC / DC							
● Red	14.5	16.5	75	200	7	620 ... 625	–
● Green	14.5	16.5	140	340	7	515 ... 520	–
● Yellow	14.5	16.5	55	330	7	585 ... 590	–
● Blue	14.5	16.5	10	45	7	465 ... 470	–
○ Clear	14.5	16.5	550	800	7	–	8000 ... 12000
Voltage range 110 ... 130 V AC							
● Red	14.5	17	85	340	20	620 ... 625	–
● Green	14.5	17	95	400	20	515 ... 520	–
● Yellow	14.5	17	85	250	20	585 ... 590	–
● Blue	14.5	17	8	30	20	465 ... 470	–
○ Clear	14.5	17	400	700	20	–	8000 ... 12000
Voltage range 110 ... 130 V DC							
● Red	7.5	9.5	40	110	20	620 ... 625	–
● Green	7.5	9.5	80	250	20	515 ... 520	–
● Yellow	7.5	9.5	45	165	20	585 ... 590	–
● Blue	7.5	9.5	6	35	20	465 ... 470	–
○ Clear	7.5	9.5	300	400	20	–	8000 ... 12000

Note: The testing distance of illuminance is 2 mm between top lens and sensor surface. Clean test environment, supply voltage at 50 / 60 Hz with harmonized wave and without high frequency.

Compact range

Technical data

Pilot light CL2

Color	Current		Illuminance		Anti-inductive peak voltage	Main wavelength	Color temperature
	mA Min.	Max.	lx Min.	Max.	V	Nm	K
Voltage range 220 V DC							
● Red	5	6	15	85	20	620 ... 625	–
● Green	5	6	55	180	20	515 ... 520	–
● Yellow	5	6	15	115	20	585 ... 590	–
● Blue	5	6	5	35	20	465 ... 470	–
○ Clear	5	6	200	320	20	–	8000 ... 12000
Voltage range 230 V AC							
● Red	14.5	17	85	340	30	620 ... 625	–
● Green	14.5	17	95	400	35	515 ... 520	–
● Yellow	14.5	17	85	235	35	585 ... 590	–
● Blue	14.5	17	8	30	35	465 ... 470	–
○ Clear	14.5	17	400	700	35	–	8000 ... 12000
Voltage range 380 ... 415 V AC							
● Red	14.5	17	85	340	55	620 ... 625	–
● Green	14.5	17	95	400	65	515 ... 520	–
● Yellow	14.5	17	100	270	65	585 ... 590	–
● Blue	14.5	17	8	30	65	465 ... 470	–
○ Clear	14.5	17	400	700	65	–	8000 ... 12000
Voltage range 230 V AC high anti-inductive voltage							
● Red	14.5	17	55	255	60	620 ... 625	–
● Green	14.5	17	60	265	80	515 ... 520	–
● Yellow	14.5	17	45	210	70	585 ... 590	–
● Blue	14.5	17	5	25	80	465 ... 470	–
○ Clear	14.5	17	280	490	80	–	8000 ... 12000

Note: The testing distance of illuminance is 2 mm between top lens and sensor surface. Clean test environment, supply voltage at 50 / 60 Hz with harmonized wave and without high frequency.

Compact range

Technical data

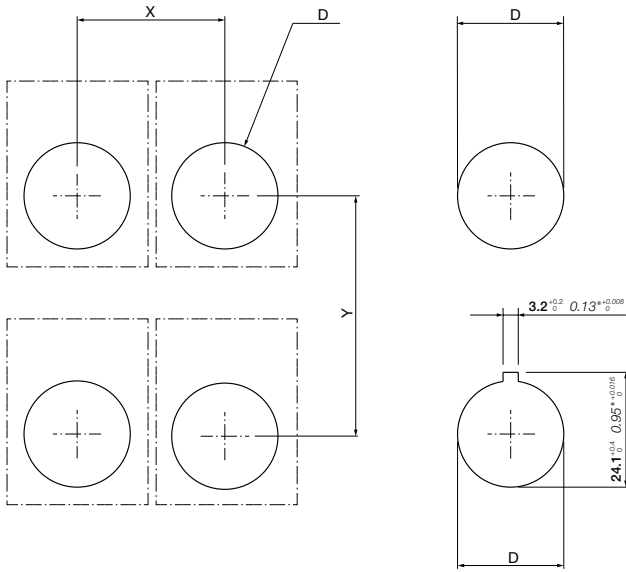
Buzzer CB

Color	Light and sound output	Current			Illuminance		Sound press level (dB/10cm)
		mA Min.		Max.	lx Min.	Max.	
Voltage range 24 V AC / DC							
● Red	Pulsation	63	75	150	450		≥90
● Yellow	Pulsation	63	75	70	300		≥90
● Green	Continuous	43	53	150	600		≥90
● Black	Pulsation	58	72	–	–		≥90
● Black	Continuous	40	50	–	–		≥90
Voltage range 110 ... 130 V AC							
● Red	Pulsation	71	81	70	300		≥90
● Yellow	Pulsation	72	87	150	450		≥90
● Green	Continuous	50	60	150	600		≥90
● Black	Pulsation	42	54	–	–		≥90
● Black	Continuous	40	50	–	–		≥90
Voltage range 110 ... 130 V DC							
● Red	Pulsation	13	18	5	50		≥80
● Yellow	Pulsation	13	18	5	50		≥80
● Green	Continuous	13	18	15	100		≥80
● Black	Pulsation	13	18	–	–		≥80
● Black	Continuous	13	18	–	–		≥80
Voltage range 230 V AC							
● Red	Pulsation	70	84	150	450		≥90
● Yellow	Pulsation	72	82	70	300		≥90
● Green	Continuous	50	62	350	900		≥90
● Black	Pulsation	42	54	–	–		≥90
● Black	Continuous	43	53	–	–		≥90

Note: The testing distance of illuminance is 2 mm between top lens and sensor surface. Clean test environment, supply voltage at 50 / 60 Hz with harmonized wave and without high frequency.
Fluctuation of rated voltage: -10% to +10%.

Compact range

Drilling plan



Compact range

Panel thickness: 1.5-6 mm (0.06-0.24")

Description	X		Y		D	
	mm	inch	mm	inch	Ø mm	inch
Pushbutton, pilot light, selector switch, buzzer, 30 mm emergency stop/machine stop	31	1.22"	50	1.97"	22.3 ^{+0.40}	0.88 ^{+0.0160}
Pushbutton, Pilot light, Selector switch, Buzzer (with legend plate)	31	1.22"	55	2.17"	22.3 ^{+0.40}	0.88 ^{+0.0160}
40 mm mushroom pushbutton, heavy duty pushbutton, 40 mm emergency stop/machine stop	41	1.61"	55	2.17"	22.3 ^{+0.40}	0.88 ^{+0.0160}

Pilot devices

Enclosures and assembled stations

Ordering details

143	Plastic enclosures for modular and compact range
144	Accessories for plastic enclosures
145	LED blocks for rear mounting
147	Legend plate holders and inserts
148	Legend plate for plastic enclosures MEP and CEP
149	Selector switches for vertical mounting
150	Assembled stations
153	Metal enclosures

Enclosures



Plastic enclosure for modular and compact

This enclosure can fit both modular and compact operators with the unique possibility to mount up to 5 contact blocks assigned to one operator.

Degree of protection: IP66 UL/NEMA type 1, 3R, 4, 4X, 12, 13



Compact plastic enclosure

The compact enclosure is one of the smallest on the market intended for compact operators.

Degree of protection: IP66, 67, 69K UL/NEMA type 1, 3R, 4, 4X, 12, 13

Metal enclosure

Metal line is made in addition to our plastic lines when metal is required. Featuring a high protection degree and large installation space.

Degree of protection: IP66, 69K



Assembled stations

We can also offer some of the most common assembled stations as a standard in combination with both modular and compact range.

Enclosures

Plastic enclosures for modular and compact range



Description

When ordering complete enclosures:

- Select operators (modular or compact)
- For modular, select contact blocks and LED blocks for rear mounting (in accessories section)
- Per operator select between
 - One legend plate
 - One shroud (only for 1-seat)
 - One spacer
 - No accessory (only for compact range)
- Select cable gland

UL-listed applications: For end of line use only

According to the safety of machinery standard EN ISO 13850 emergency stop pushbuttons should be mounted on yellow background

Description	Color	Holes for cable gland	Type	Order code	Pkg qty	Weight (1 pce) kg
-------------	-------	-----------------------	------	------------	---------	-------------------

Plastic enclosures

Empty plastic enclosures with stainless steel screws for modular and compact range

1-seat	Dark grey / light grey	M20 and Pg 13.5/ Pg16 and (M20)	MEP1-0	1SFA611811R1000	1	0.15
1-seat	Yellow / light grey	M20 and Pg 13.5/ Pg16 and (M20)	MEPY1-0	1SFA611821R1000	1	0.15
2-seat	Dark grey / light grey	M20 and Pg 13.5/ Pg16 and (M20)	MEP2-0	1SFA611812R1000	1	0.17
3-seat	Dark grey / light grey	M20 and Pg 13.5/ Pg16 and (M20)	MEP3-0	1SFA611813R1000	1	0.20
4-seat	Dark grey / light grey	M25/Pg 16 and (M20)	MEP4-0	1SFA611814R1000	1	0.23
6-seat	Dark grey / light grey	M25/Pg 16 and (M20)	MEP6-0	1SFA611816R1000	1	0.30

Shrouds

To be mounted on MEP 1-seat enclosures or on panels

Yellow	MA1-8053	1SFA611920R8053	1	0.02
Grey	MA1-8128	1SFA611920R8128	1	0.02

Compact plastic enclosures

Empty enclosure for compact range

1-seat	Yellow / light grey	M20 and Pg 13.5/ Pg16 and (M20)	CEPY1-0	1SFA619821R1000	1	0.072
1-seat	Dark grey / light grey	M20 and Pg 13.5/ Pg16 and (M20)	CEP1-0	1SFA619811R1000	1	0.072

Shrouds

To be mounted on CEP-series of enclosures or on panel


Yellow	CA1-8053	1SFA619920R8053	1	0.016
Grey	CA1-8054	1SFA619920R8054	1	0.016

Enclosures

Accessories for plastic enclosures



MCB-10B



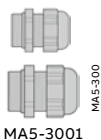
MCB-11B



MCB-02B



MCB-01BG



MA5-3001



MA1-8130



MA1-8129



MA1-8136

Description

To be used with MEP plastic enclosure or on DIN-rail

Description	Contacts	Type	Order code	Pkg qty	Weight (1 pce)
					kg

Contact blocks for rear mounting

Single contact block	1 0	MCB-10B	1SFA611610R2001	10	0.013
	0 1	MCB-01B	1SFA611610R2010	10	0.013
Double contact block	1 1	MCB-11B	1SFA611610R2011	10	0.026
	2 0	MCB-20B	1SFA611610R2002	10	0.026
	0 2	MCB-02B	1SFA611610R2020	10	0.026

Contact blocks with gold plated contacts

Single contact block	1 0	MCB-10BG	1SFA611610R2101	10	0.013
	0 1	MCB-01BG	1SFA611610R2110	10	0.013

Cable glands

Grey plastic, threaded outer sleeve with sealing ring included. Nut not included.

M25	MA5-3001	1SFA611925R3001	10	0.015
M20	MA5-3002	1SFA611925R3002	10	0.015
PG 13.5	MA5-3006	1SFA611925R3006	10	0.010
PG 16	MA5-3007	1SFA611925R3007	10	0.015

Nuts

Grey plastic, for cable glands above

M25	MA5-3003	1SFA611925R3003	10	0.005
M20	MA5-3004	1SFA611925R3004	10	0.005
PG 13.5	MA5-3008	1SFA611925R3008	10	0.001
PG 16	MA5-3009	1SFA611925R3009	10	0.001

Sealing ring for operator hole

For plastic enclosure	MA1-8150	1SFA611920H8150	100	0.001
-----------------------	----------	-----------------	-----	-------

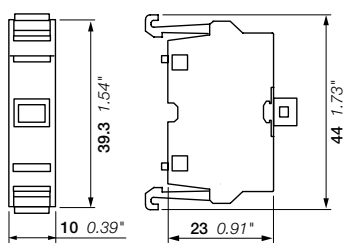
Spacers

Needed when legend plates or shrouds are not used in plastic enclosures with rear mounted contact block. 1 mm thick.

Spacer	-	SK615516-1	10	0.002
Spacer for modular MPMP/T	KA1-8045	1SFA616920R8045	10	0.004
Spacer with rotation stop	MA1-8160	1SFA611920R8160	10	0.003

Blanking plugs

Grey	MA1-8129	1SFA611920R8129	10	0.005
Black	MA1-8130	1SFA611920R8130	10	0.005
Light grey	MA1-8136	1SFA611920R8136	10	0.005



MCB

Dimensions (mm, inches)

Enclosures

LED blocks for rear mounting



MLBL-00BW

1SFC15416V0001

Description

To be used in MEP plastic enclosure or on DIN-rail

Color	Rated current mA	Wavelength nm	Type	Order code	Pkg qty	Weight (1 pce) kg
Rated voltage 12 V DC (1)						
● Red	12	620	MLBL-00BR	1SFA611621R2001	10	0.012
● Green	12	520	MLBL-00BG	1SFA611621R2002	10	0.012
● Yellow	12	588	MLBL-00BY	1SFA611621R2003	10	0.012
● Blue	12	468	MLBL-00BL	1SFA611621R2004	10	0.012
○ White	12	(2)	MLBL-00BW	1SFA611621R2005	10	0.012
Rated voltage 24 V AC / DC (1)						
● Red	10	620	MLBL-01BR	1SFA611621R2011	10	0.012
● Green	10	520	MLBL-01BG	1SFA611621R2012	10	0.012
● Yellow	10	588	MLBL-01BY	1SFA611621R2013	10	0.012
● Blue	10	468	MLBL-01BL	1SFA611621R2014	10	0.012
○ White	10	(2)	MLBL-01BW	1SFA611621R2015	10	0.012
Rated voltage 48 V AC / DC (1)						
● Red	10	620	MLBL-02BR	1SFA611621R2021	10	0.012
● Green	10	520	MLBL-02BG	1SFA611621R2022	10	0.012
● Yellow	10	588	MLBL-02BY	1SFA611621R2023	10	0.012
● Blue	10	468	MLBL-02BL	1SFA611621R2024	10	0.012
○ White	10	(2)	MLBL-02BW	1SFA611621R2025	10	0.012
Rated voltage 60 V AC / DC (1)						
● Red	13	620	MLBL-03BR	1SFA611621R2031	10	0.012
● Green	13	520	MLBL-03BG	1SFA611621R2032	10	0.012
● Yellow	13	588	MLBL-03BY	1SFA611621R2033	10	0.012
● Blue	13	468	MLBL-03BL	1SFA611621R2034	10	0.012
○ White	13	(2)	MLBL-03BW	1SFA611621R2035	10	0.012
Rated voltage 110 ... 130 V AC						
● Red	15	620	MLBL-04BR	1SFA611621R2041	10	0.012
● Green	15	520	MLBL-04BG	1SFA611621R2042	10	0.012
● Yellow	15	588	MLBL-04BY	1SFA611621R2043	10	0.012
● Blue	15	468	MLBL-04BL	1SFA611621R2044	10	0.012
○ White	15	(2)	MLBL-04BW	1SFA611621R2045	10	0.012
Rated voltage 110 ... 130 V DC (1)						
● Red	10	620	MLBL-05BR	1SFA611621R2051	10	0.012
● Green	10	520	MLBL-05BG	1SFA611621R2052	10	0.012
● Yellow	10	588	MLBL-05BY	1SFA611621R2053	10	0.012
● Blue	10	468	MLBL-05BL	1SFA611621R2054	10	0.012
○ White	10	(2)	MLBL-05BW	1SFA611621R2055	10	0.012
Rated voltage 220 V DC (1)						
● Red	8	620	MLBL-06BR	1SFA611621R2061	10	0.012
● Green	8	520	MLBL-06BG	1SFA611621R2062	10	0.012
● Yellow	8	588	MLBL-06BY	1SFA611621R2063	10	0.012
● Blue	8	468	MLBL-06BL	1SFA611621R2064	10	0.012
○ White	8	(2)	MLBL-06BW	1SFA611621R2065	10	0.012

Note:

(1) Care should be taken for DC supply where + and - must be correctly connected. This is marked X1 (+) and X2 (-) on the product.

(2) X=0.31, Y=0.32 according to the ICI Chromaticity diagram.

For technical data, please refer to modular range section.

Enclosures

LED blocks for rear mounting



MLBL-07BW

1SFA611621R2071

Description

To be used in MEP plastic enclosure or on DIN-rail

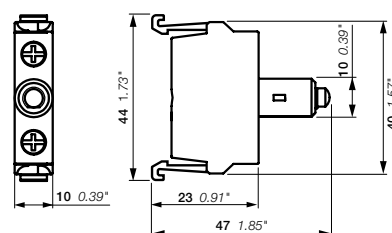
Color	Rated current mA	Wavelength nm	Type	Order code	Pkg qty	Weight (1 pce) kg
Rated voltage 230 V AC						
● Red	10	620	MLBL-07BR	1SFA611621R2071	10	0.012
● Green	10	520	MLBL-07BG	1SFA611621R2072	10	0.012
● Yellow	10	588	MLBL-07BY	1SFA611621R2073	10	0.012
● Blue	10	468	MLBL-07BL	1SFA611621R2074	10	0.012
○ White	10	(2)	MLBL-07BW	1SFA611621R2075	10	0.012
Rated voltage 380 V AC						
● Red	10	620	MLBL-08BR	1SFA611621R2081	10	0.012
● Green	10	520	MLBL-08BG	1SFA611621R2082	10	0.012
● Yellow	10	582	MLBL-08BY	1SFA611621R2083	10	0.012
● Blue	10	468	MLBL-08BL	1SFA611621R2084	10	0.012
○ White	10	(2)	MLBL-08BW	1SFA611621R2085	10	0.012
Rated voltage 415 V AC						
● Red	11	620	MLBL-09BR	1SFA611621R2091	10	0.012
● Green	11	520	MLBL-09BG	1SFA611621R2092	10	0.012
● Yellow	11	588	MLBL-09BY	1SFA611621R2093	10	0.012
● Blue	11	468	MLBL-09BL	1SFA611621R2094	10	0.012
○ White	11	(2)	MLBL-09BW	1SFA611621R2095	10	0.012

Note:

(1) Care should be taken for DC supply where + and - must be correctly connected. This is marked X1 (+) and X2 (-) on the product.

(2) X=0.31, Y=0.32 according to the ICI Chromaticity diagram.

For technical data, please refer to modular range section.



MLBL

Dimensions (mm, inches)

Enclosures

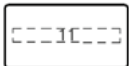
Legend plate holders and inserts



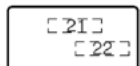
MA6-1060




MA6-1061



1-position insert



2-position insert



3-position insert

Description

For Ø 22 mm operator, can be used with MEP plastic enclosures, laser marked with text or symbols. Inserts are made of plastic and aluminium laminate.

Description	Type	Order code	Pkg qty	Weight (1pce) kg
Legend plate holder				
Grey plastic	MA6-1060	1SFA611930R1060	10	0.002

Insert

Without text or symbol	MA6-1061	1SFA611930R1061	10	0.001
------------------------	----------	-----------------	----	-------

1-position inserts

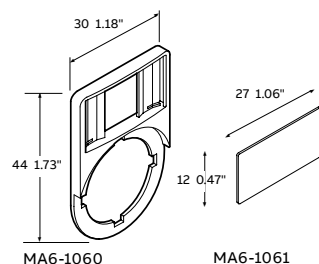
O	MA6-1062	1SFA611930R1062	10	0.001
I	MA6-1063	1SFA611930R1063	10	0.001
II	MA6-1064	1SFA611930R1064	10	0.001
→	MA6-1065	1SFA611930R1065	10	0.001
→	MA6-1130	1SFA611930R1130	10	0.001
→ →	MA6-1131	1SFA611930R1131	10	0.001
Close	MA6-1132	1SFA611930R1132	10	0.001
Open	MA6-1133	1SFA611930R1133	10	0.001
On	MA6-1134	1SFA611930R1134	10	0.001
Off	MA6-1135	1SFA611930R1135	10	0.001
Fast	MA6-1136	1SFA611930R1136	10	0.001
Slow	MA6-1137	1SFA611930R1137	10	0.001
Down	MA6-1138	1SFA611930R1138	10	0.001
Up	MA6-1139	1SFA611930R1139	10	0.001
Start	MA6-1140	1SFA611930R1140	10	0.001
Stop	MA6-1141	1SFA611930R1141	10	0.001
Forward	MA6-1152	1SFA611930R1152	10	0.001
Reverse	MA6-1153	1SFA611930R1153	10	0.001

2-position inserts for selector switches

Pos.21	Pos.22				
O	I	MA6-1170	1SFA611930R1170	10	0.001
I	II	MA6-1171	1SFA611930R1171	10	0.001
→	→ →	MA6-1172	1SFA611930R1172	10	0.001
Off	On	MA6-1173	1SFA611930R1173	10	0.001
Stop	Start	MA6-1174	1SFA611930R1174	10	0.001
Low	High	MA6-1175	1SFA611930R1175	10	0.001
Slow	Fast	MA6-1176	1SFA611930R1176	10	0.001
Close	Open	MA6-1177	1SFA611930R1177	10	0.001
Jog	Run	MA6-1178	1SFA611930R1178	10	0.001
Hand	Auto	MA6-1179	1SFA611930R1179	10	0.001

3-position inserts for selector switches

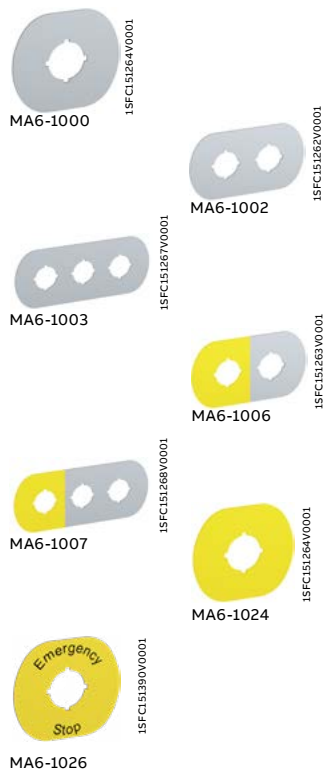
Pos.31	Pos.32	Pos.33				
←	O	→	MA6-1190	1SFA611930R1190	10	0.001
→	O	→ →	MA6-1191	1SFA611930R1191	10	0.001
I	O	II	MA6-1192	1SFA611930R1192	10	0.001
Hand	O	Auto	MA6-1193	1SFA611930R1193	10	0.001
Slow	Off	Fast	MA6-1194	1SFA611930R1194	10	0.001



Dimensions (mm, inches)

Enclosures

Legend plates for plastic enclosures MEP and CEP



Legend plates for MEP plastic enclosures

For Ø 22 mm operator, plastic and aluminum laminate with adhesive back. Combine the emergency stop with the yellow legend plates without text to conform with safety of machinery standard EN ISO 13850.

Description	Text symbol	Type	Order code	Pkg qty	Weight (1pce) kg
Aluminum and plastic laminate					
1-seat	without text	MA6-1000	1SFA611930R1000	10	0.004
2-seat	without text	MA6-1002	1SFA611930R1002	10	0.006
3-seat	without text	MA6-1003	1SFA611930R1003	10	0.008
4-seat	without text	MA6-1004	1SFA611930R1004	10	0.010
6-seat	without text	MA6-1005	1SFA611930R1005	10	0.012
1-seat	O	MA6-1012	1SFA611930R1012	10	0.004
1-seat	I	MA6-1013	1SFA611930R1013	10	0.004
2-seat	O I	MA6-1014	1SFA611930R1014	10	0.006
3-seat	O II	MA6-1015	1SFA611930R1015	10	0.008
3-seat	I O II	MA6-1016	1SFA611930R1016	10	0.008

Pos. 1 yellow plastic and aluminium laminate

2-seat	without text	MA6-1006	1SFA611930R1006	10	0.006
3-seat	without text	MA6-1007	1SFA611930R1007	10	0.008
4-seat	without text	MA6-1008	1SFA611930R1008	10	0.010
6-seat	without text	MA6-1009	1SFA611930R1009	10	0.012

Emergency stop legend plates for 1-seat enclosures

For horizontally mounted enclosures. Yellow plastic laminate. 66 x 59 mm.

Without text	MA6-1024	1SFA611930R1024	10	0.004
Nöd Stopp	MA6-1025	1SFA611930R1025	10	0.004
Emergency stop	MA6-1026	1SFA611930R1026	10	0.004
Not Aus	MA6-1027	1SFA611930R1027	10	0.004
ARRET D'URGENCE	MA6-1028	1SFA611930R1028	10	0.004
Hätäseis Nödstopp	MA6-1029	1SFA611930R1029	10	0.004

For vertically mounted enclosures. Yellow plastic laminate. 59 x 66 mm.

Nöd Stopp	MA6-1100	1SFA611930R1100	10	0.004
Emergency stop	MA6-1101	1SFA611930R1101	10	0.004
Not Aus	MA6-1102	1SFA611930R1102	10	0.004
ARRET D'URGENCE	MA6-1103	1SFA611930R1103	10	0.004
Hätäseis Nödstopp	MA6-1104	1SFA611930R1104	10	0.004

Legend plates for CEP plastic enclosures

For Ø 22 mm operator

Description	Text symbol	Type	Order code	Pkg qty	Weight (1pce) kg
Emergency stop legend plates					
Black text on yellow aluminum plate Ø 59 mm					
Without text		CA6-1024	1SFA619930R1024	10	0.004
Emergency stop		CA6-1026	1SFA619930R1026	10	0.004
Not Aus		CA6-1027	1SFA619930R1027	10	0.004

Enclosures

Selector switches for vertical mounting



Description

When ordering complete vertically mounted enclosures:

- Select selector switches for vertical mounting
- Select contact blocks and LED blocks for rear mounting.

Per operator select between:

- One legend plate for vertical enclosures
- One spacer

Select cable gland.

Description	Color	Type	Order code	Pkg qty	Weight (1pce) kg
-------------	-------	------	------------	---------	------------------

2-position selector switch

Short handle, non-illuminated

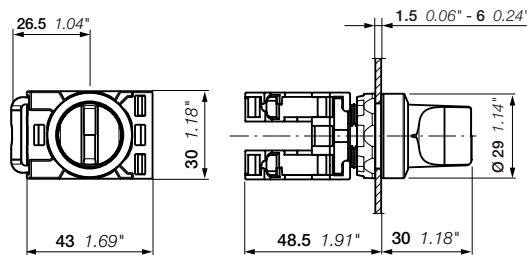
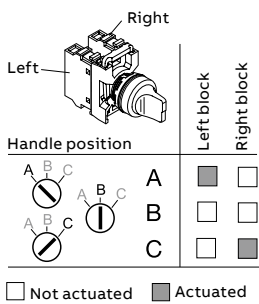
	● Black	M2SSV1-10B	1SFA611220R1006	10	0.015
	● Black	M2SSV2-10B	1SFA611221R1006	10	0.015
	● Black	M2SSV3-10B	1SFA611222R1006	10	0.015

3-position selector switch

Short handle, non-illuminated

	● Black	M3SSV1-10B	1SFA611230R1006	10	0.015
	● Black	M3SSV2-10B	1SFA611231R1006	10	0.015
	● Black	M3SSV3-10B	1SFA611232R1006	10	0.015

Contacts actuated



M2SSV, M3SSV

Dimensions (mm, inches)

Enclosures

Assembled stations



MEPY1-1042

1SFCL51415V0001



CEPY1-2001

1SFCL51387V0001



MEP2-1001

1SFCL51273V0001

Description

Assembled enclosures with emergency stop pushbuttons, yellow / light grey color designed according to the safety of machinery standard EN ISO 13850 for emergency stops.

Release method	Contacts	Type	Order code	Pkg qty	Weight (1 pce)
					kg

1-seat plastic enclosures with 40 mm modular emergency stop pushbuttons

Yellow / light grey color

Twist release	0 2	MEPY1-1042	1SFA611821R1042	1	0.240
Twist release	1 2	MEPY1-1041	1SFA611821R1041	1	0.250
Pull release	0 2	MEPY1-1035	1SFA611821R1035	1	0.466
Twist release with plastic legend plate "Emergency stop"	0 2	MEPY1-1040	1SFA611821R1040	1	0.240

1-seat plastic enclosures with 40 mm compact emergency stop pushbuttons

Yellow / light grey color

Twist release	0 2	CEPY1-1001	1SFA619821R1001	1	0.108
Pull release	0 2	CEPY1-1002	1SFA619821R1002	1	0.108
Key release	1 1	CEPY1-1006	1SFA619821R1006	1	0.105
Twist release, yellow shroud	0 2	CEPY1-2001	1SFA619821R2001	1	0.124
Pull release, yellow shroud	0 2	CEPY1-2002	1SFA619821R2002	1	0.124

1-seat plastic enclosures with 40 mm compact machine stop pushbuttons

Dark grey / light grey color

Twist release	1 1	CEP1-1001	1SFA619811R1001	1	0.108
Pull release	1 1	CEP1-1002	1SFA619811R1002	1	0.108
Twist release, grey shroud	1 1	CEP1-2001	1SFA619811R2001	1	0.124
Pull release, grey shroud	1 1	CEP1-2002	1SFA619811R2002	1	0.124

2-seat plastic enclosure with modular pushbuttons

Dark grey / light grey

Two flush pushbuttons, momentary, black bezel

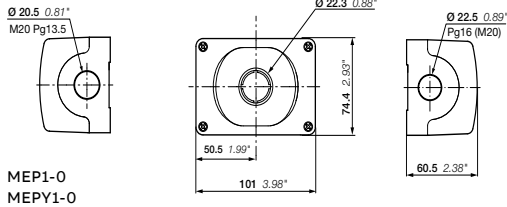
● Green	● Red		MEP2-1001	1SFA611812R1001	1	0.220
1 NO	1 NC					
I	O					

Enclosures

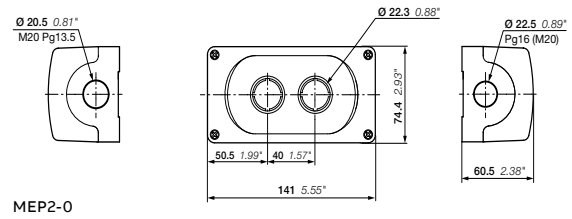
Dimensions

MEP plastic enclosures

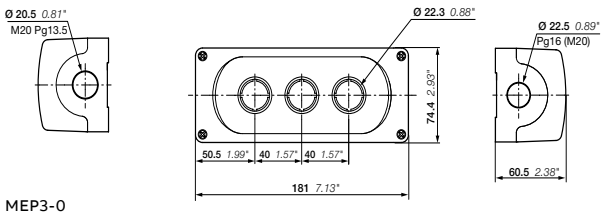
1-seat



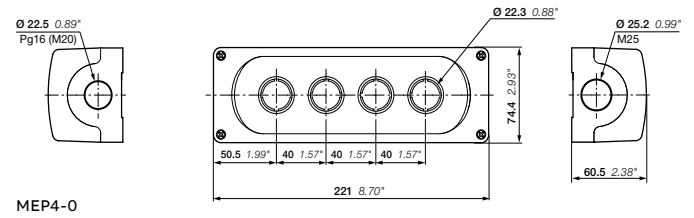
2 seats



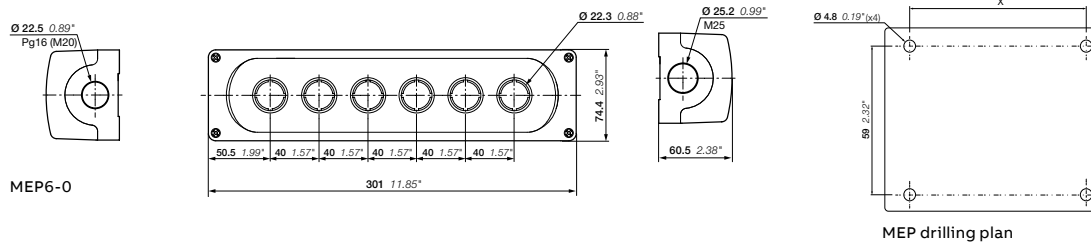
3-seats



4-seats



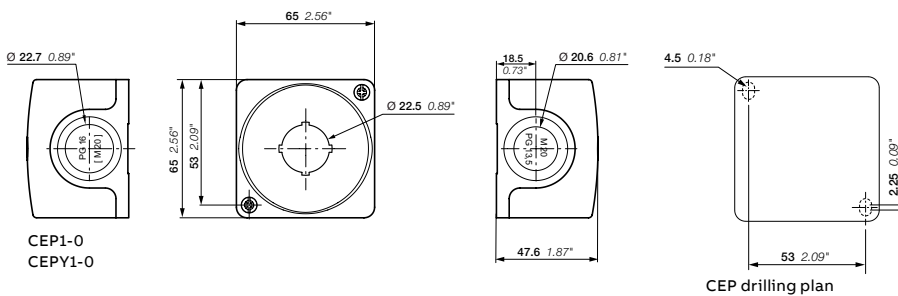
6-seats



Type	X
1-seat	72 mm / 2.83"
2-seats	112 mm / 4.41"
3-seats	152 mm / 5.98"
4-seats	192 mm / 7.56"
6-seats	272 mm / 10.71"

CEP plastic enclosure for compact range

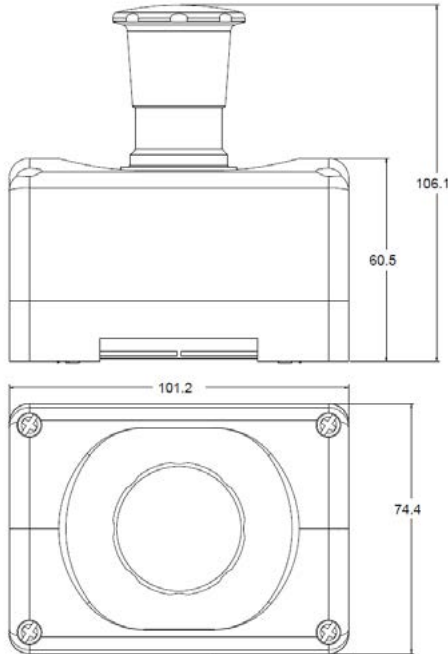
1-seat



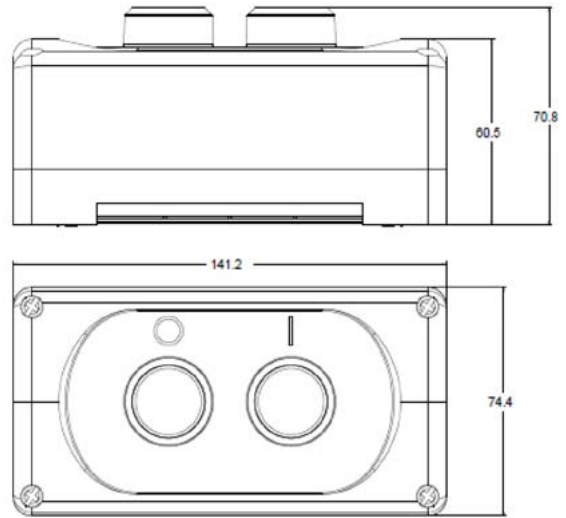
Enclosures

Dimensions

Assembled stations



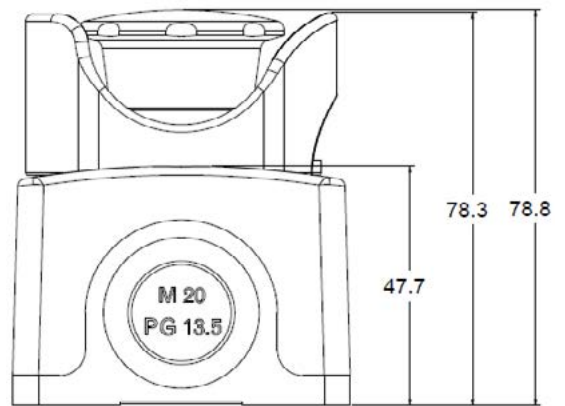
MEPY1-1035, MEPY1-1040,
MEPY1-1041, MEPY1-1042



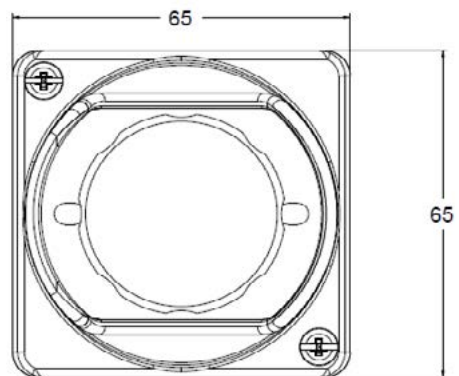
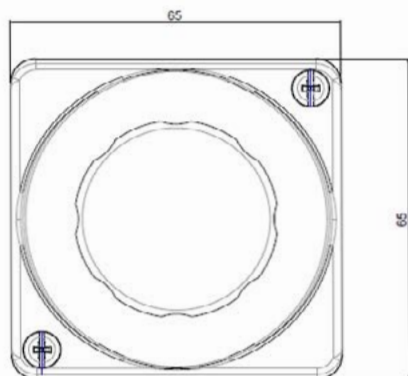
MEP2-1001



CEPY1-1001, CEPY1-1002



CEPY1-2001, CEPY1-2002



Enclosures

Metal enclosures with holes and accessories



080SP8

1SFCL51481V001



080SP12

1SFCL51489W001



080SP18

1SFCL51488R001



080SP24

1SFCL51485V001

Enclosure with holes for pilot devices

Empty enclosures in aluminium, IP66. Grey color.

Description	Hole types	Type	Order code	Pkg qty	Weight (1 pce) kg
With hole for cable gland					
1-seat	1	080SP1	1SFA170801R1001	1	0.313
2-seat	2	080SP2	1SFA170802R1002	1	0.440
3-seat	3	080SP3	1SFA170803R1003	1	0.695
4-seat	4	080SP4	1SFA170804R1004	1	0.435
6-seat	6	080SP6	1SFA170806R1006	1	0.694
8-seat	8	080SP8	1SFA170807R1008	1	0.932
12-seat	12	080SP12	1SFA170808R1012	1	1.685
18-seat	18	080SP18	1SFA170809R1018	1	2.891
24-seat	24	080SP24	1SFA170810R1024	1	2.912
With hole for cable gland and installation					
1-seat	1	080SP1T	1SFA620870R5001	1	0.416
With hole for cable gland and deep base					
1-seat	1M	080SP1M	1SFA170831R1001	1	0.402
2-seat	2M	080SP2M	1SFA170832R1002	1	0.540
4-seat	4M	080SP4M	1SFA170834R1004	1	0.530
Without hole for cable gland					
1-seat	1	080SP1SFE	1SFA170836R3001	1	0.335
2-seat	2	080SP2SFE	1SFA170842R3002	1	0.442
3-seat	3	080SP3SFE	1SFA170848R3003	1	0.715
4-seat	4	080SP4SFE	1SFA170850R3004	1	0.453
6-seat	6	080SP6SFE	1SFA170852R3006	1	0.705
8-seat	8	080SP8SFE	1SFA170854R3008	1	0.990
12-seat	12	080SP12SFE	1SFA170857R3012	1	1.737
Without hole for cable gland and deep base					
1-seat	1M	080SP1MSFE	1SFA170839R3001	1	0.416

Enclosures

Metal enclosures without holes



080SP1SFC

1SFCL516142V0001



080SP3SFC

1SFCL51634V0001



080SP8SF

1SFCL514182V0001

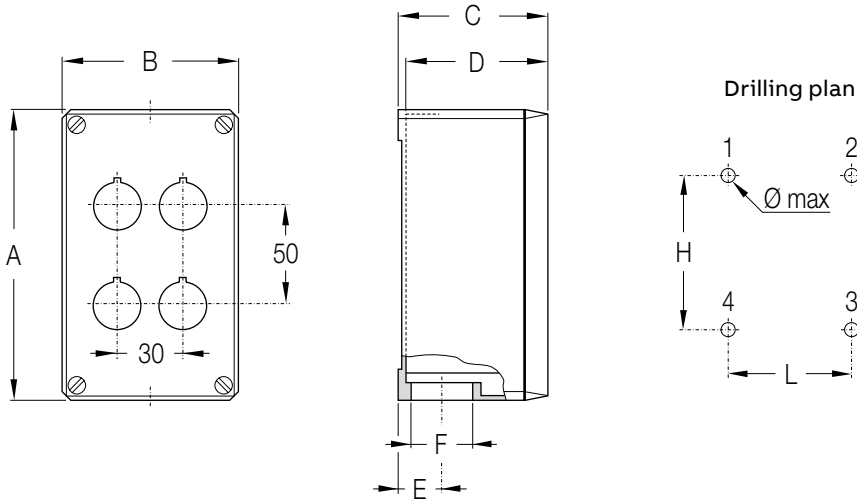
Enclosure without holes for pilot devices

Empty enclosures in aluminium, IP66. Grey color.

Description	Size type	Type	Order code	Pkg qty	Weight (1 pce) kg
With hole for cable gland					
	1	080SP1SFC	1SFA170835R2000	1	0.324
	2	080SP2SFC	1SFA170841R2000	1	0.444
	3	080SP3SFC	1SFA170847R2000	1	0.708
	8	080SP8SFC	1SFA170853R2000	1	0.977
	12	080SP12SFC	1SFA170856R2000	1	1.720
	18	080SP18SFC	1SFA170859R2000	1	2.948
With hole for cable gland and deep base					
	1M	080SP1MSFC	1SFA170838R2000	1	0.405
	2M	080SP2MSFC	1SFA170844R2000	1	0.542
Without hole for cable gland					
	1	080SP1SF	1SFA170837R4000	1	0.333
	2	080SP2SF	1SFA170843R4000	1	0.446
	3	080SP3SF	1SFA170849R4000	1	0.735
	8	080SP8SF	1SFA170855R4000	1	1.019
	12	080SP12SF	1SFA170858R4000	1	1.775
	18	080SP18SF	1SFA170861R4000	1	3.050
Without hole for cable gland and deep base					
	1M	080SP1MSF	1SFA170840R4000	1	0.414
	2M	080SP2MSF	1SFA170846R4000	1	0.553

Enclosures

Dimension



Size type	Holes \varnothing 22		Dimensions											Drilling plan		
	Vertic.	Horizont.	A		B		C		D		E		F	H x L x \varnothing max		Position of the holes
			mm	in	mm	in	mm	in	mm	in	mm	in		mm	in	
1	1	-	87	3.43	87	3.43	75	2.95	72	2.83	21.5	0.85	PG 21	74x55x4	2.91x2.17x0.16	1-3
1M	1	-	87	3.43	87	3.43	100	3.94	97	3.82	21.5	0.85	PG 21	68x55x4	2.68x2.17x0.16	1-3
2	2	-	145	5.71	87	3.43	75	2.95	72	2.83	21.5	0.85	PG 21	132x55x4	5.2x2.17x0.16	1-3
2M	2	-	145	5.71	87	3.43	100	3.94	97	3.82	21.5	0.85	PG 21	126x55x4	4.96x2.17x0.16	1-3
3	3	-	195	7.68	87	3.43	100	3.94	97	3.82	21.5	0.85	PG 21	176x55x4	6.93x2.17x0.16	1-3
4	2	2	145	5.71	87	3.43	75	2.95	72	2.83	21.5	0.85	PG 21	132x55x4	5.2x2.17x0.16	1-3
4M	2	2	145	5.71	87	3.43	100	3.94	97	3.82	21.5	0.85	PG 21	126x55x4	4.96x2.17x0.16	1-3
6	3	2	195	7.68	87	3.43	100	3.94	97	3.82	21.5	0.85	PG 21	176x55x4	6.93x2.17x0.16	1-3
8	2	4	152	5.98	152	5.98	101.5	4	98.5	3.88	27	1.06	PG 29	136x119x6	5.35x4.69x0.24	1-2-3-4
12	3	4	205	8.07	230	9.06	101.5	4	98.5	3.88	27	1.06	PG 29	172x214x6	6.77x8.43x0.24	1-2-3-4
18	3	6	257	10.12	300	11.81	101.5	4	98.5	3.88	35	1.38	PG 36	221x282x6	8.7x11.1x0.24	1-2-3-4
24	4	6	257	10.12	300	11.81	101.5	4	98.5	3.88	35	1.38	PG 36	221x282x6	8.7x11.1x0.24	1-2-3-4

Legend plates


Ordering details

159	Legend plate holder and inserts
161	Legend plates for plastic enclosures
162	Legend plates for emergency stop
163	Legend plates for panels

Legend plates



ABB offers a wide range of alternatives to label our products. Choose between marked aluminium legend plates, insert holders with a wide range of marked inserts.



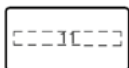
Legend plates

Legend plate holder and inserts

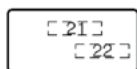


KA1-8120

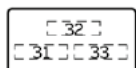
1SFC151399W001



1-position insert



2-position insert



3-position insert

Description

For Ø 22 mm operators installed in panel, laser marked with text or symbols. Inserts are 15x27 mm, made of plastic and aluminium laminate.

Description	Type	Order code	Pkg qty	Weight (1pce) kg
-------------	------	------------	---------	------------------

Legend plate holder

Black plastic	KA1-8120	1SFA616920R8120	100	0.002
---------------	----------	-----------------	-----	-------

Insert

Without text or symbol	KA1-8121	1SFA616920R8121	100	0.001
------------------------	----------	-----------------	-----	-------

1-position inserts

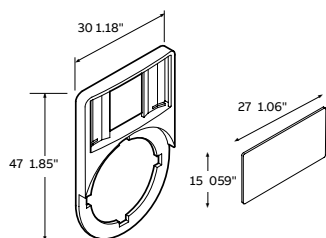
	Type	Order code	Pkg qty	Weight (1pce) kg
O	MA6-1032	1SFA611930R1032	10	0.001
I	MA6-1033	1SFA611930R1033	10	0.001
→	MA6-1034	1SFA611930R1034	10	0.001
→ →	MA6-1035	1SFA611930R1035	10	0.001
Close	MA6-1036	1SFA611930R1036	10	0.001
Open	MA6-1037	1SFA611930R1037	10	0.001
On	MA6-1038	1SFA611930R1038	10	0.001
Off	MA6-1039	1SFA611930R1039	10	0.001
Fast	MA6-1040	1SFA611930R1040	10	0.001
Slow	MA6-1041	1SFA611930R1041	10	0.001
Down	MA6-1042	1SFA611930R1042	10	0.001
Up	MA6-1043	1SFA611930R1043	10	0.001
Start	MA6-1044	1SFA611930R1044	10	0.001
Stop	MA6-1045	1SFA611930R1045	10	0.001
Reset	MA6-1047	1SFA611930R1047	10	0.001
Run	MA6-1054	1SFA611930R1054	10	0.001
Fault	MA6-1058	1SFA611930R1058	10	0.001
Trip	MA6-1118	1SFA611930R1118	10	0.001
	MA6-1210	1SFA611930R1210	10	0.001

2-position inserts for selector switches

Pos. 21	Pos. 22	Type	Order code	Pkg qty	Weight (1pce) kg
O	I	MA6-1070	1SFA611930R1070	10	0.001
I	II	MA6-1071	1SFA611930R1071	10	0.001
Off	On	MA6-1073	1SFA611930R1073	10	0.001
Stop	Start	MA6-1074	1SFA611930R1074	10	0.001
Low	High	MA6-1075	1SFA611930R1075	10	0.001
Slow	Fast	MA6-1076	1SFA611930R1076	10	0.001
Close	Open	MA6-1077	1SFA611930R1077	10	0.001
Hand	Auto	MA6-1079	1SFA611930R1079	10	0.001

3-position inserts for selector switches

Pos.31	Pos.32	Pos.33	Type	Order code	Pkg qty	Weight (1pce) kg
←	O	→	MA6-1080	1SFA611930R1080	10	0.001
I	O	II	MA6-1082	1SFA611930R1082	10	0.001
Hand	O	Auto	MA6-1083	1SFA611930R1083	10	0.001
Slow	Off	Fast	MA6-1084	1SFA611930R1084	10	0.001
Man		Auto	MA6-1085	1SFA611930R1085	10	0.001
Man	Off	Auto	MA6-1086	1SFA611930R1086	10	0.001
O		I	MA6-1087	1SFA611930R1087	10	0.001



KA1-8120

KA1-8121

Dimensions (mm, inches)

Legend plates

Legend plate holders and inserts



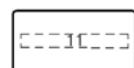
MA6-1060

1SFC151400V0001

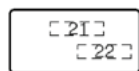


MA6-1061

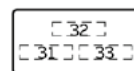
1SFC151380V0001



1-position insert



2-position insert



3-position insert

Description

For Ø 22 mm operator, can be used with MEP plastic enclosures, laser marked with text or symbols. Inserts are 12x27 mm, made of plastic and aluminium laminate.

Description	Type	Order code	Pkg qty	Weight (1pce) kg
Legend plate holder				
Grey plastic	MA6-1060	1SFA611930R1060	10	0.002

Insert

Without text or symbol	MA6-1061	1SFA611930R1061	10	0.001
------------------------	----------	-----------------	----	-------

1-position inserts

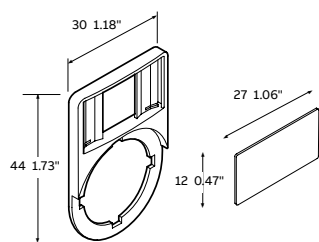
O	MA6-1062	1SFA611930R1062	10	0.001
I	MA6-1063	1SFA611930R1063	10	0.001
II	MA6-1064	1SFA611930R1064	10	0.001
→	MA6-1065	1SFA611930R1065	10	0.001
→	MA6-1130	1SFA611930R1130	10	0.001
→ →	MA6-1131	1SFA611930R1131	10	0.001
Close	MA6-1132	1SFA611930R1132	10	0.001
Open	MA6-1133	1SFA611930R1133	10	0.001
On	MA6-1134	1SFA611930R1134	10	0.001
Off	MA6-1135	1SFA611930R1135	10	0.001
Fast	MA6-1136	1SFA611930R1136	10	0.001
Slow	MA6-1137	1SFA611930R1137	10	0.001
Down	MA6-1138	1SFA611930R1138	10	0.001
Up	MA6-1139	1SFA611930R1139	10	0.001
Start	MA6-1140	1SFA611930R1140	10	0.001
Stop	MA6-1141	1SFA611930R1141	10	0.001
Forward	MA6-1152	1SFA611930R1152	10	0.001
Reverse	MA6-1153	1SFA611930R1153	10	0.001

2-position inserts for selector switches

Pos.21	Pos.22				
O	I	MA6-1170	1SFA611930R1170	10	0.001
I	II	MA6-1171	1SFA611930R1171	10	0.001
→	→ →	MA6-1172	1SFA611930R1172	10	0.001
Off	On	MA6-1173	1SFA611930R1173	10	0.001
Stop	Start	MA6-1174	1SFA611930R1174	10	0.001
Low	High	MA6-1175	1SFA611930R1175	10	0.001
Slow	Fast	MA6-1176	1SFA611930R1176	10	0.001
Close	Open	MA6-1177	1SFA611930R1177	10	0.001
Jog	Run	MA6-1178	1SFA611930R1178	10	0.001
Hand	Auto	MA6-1179	1SFA611930R1179	10	0.001

3-position inserts for selector switches

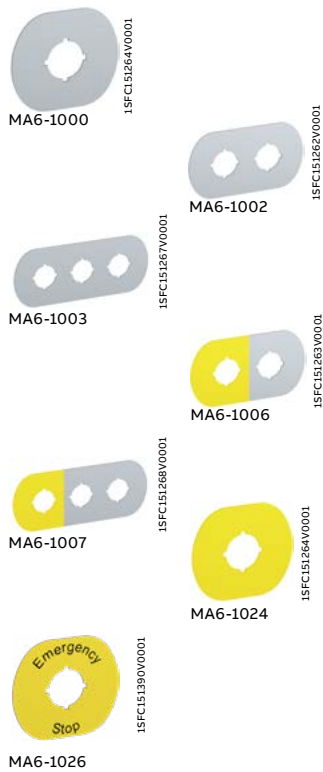
Pos.31	Pos.32	Pos.33				
←	O	→	MA6-1190	1SFA611930R1190	10	0.001
→	O	→ →	MA6-1191	1SFA611930R1191	10	0.001
I	O	II	MA6-1192	1SFA611930R1192	10	0.001
Hand	O	Auto	MA6-1193	1SFA611930R1193	10	0.001
Slow	Off	Fast	MA6-1194	1SFA611930R1194	10	0.001



MA6-1060 MA6-1061
Dimensions (mm, inches)

Legend plates

Legend plates for plastic enclosures MEP and CEP



Legend plates for MEP plastic enclosures

For Ø 22 mm operator, plastic and aluminum laminate with adhesive back. Combine the emergency stop with the yellow legend plates without text to conform with safety of machinery standard EN ISO 13850.

Description	Text symbol	Type	Order code	Pkg qty	Weight (1pce) kg
Aluminum and plastic laminate					
1-seat	without text	MA6-1000	1SFA611930R1000	10	0.004
2-seat	without text	MA6-1002	1SFA611930R1002	10	0.006
3-seat	without text	MA6-1003	1SFA611930R1003	10	0.008
4-seat	without text	MA6-1004	1SFA611930R1004	10	0.010
6-seat	without text	MA6-1005	1SFA611930R1005	10	0.012
1-seat	O	MA6-1012	1SFA611930R1012	10	0.004
1-seat	I	MA6-1013	1SFA611930R1013	10	0.004
2-seat	O I	MA6-1014	1SFA611930R1014	10	0.006
3-seat	O II	MA6-1015	1SFA611930R1015	10	0.008
3-seat	I O II	MA6-1016	1SFA611930R1016	10	0.008

Pos. 1 yellow plastic and aluminium laminate

2-seat	without text	MA6-1006	1SFA611930R1006	10	0.006
3-seat	without text	MA6-1007	1SFA611930R1007	10	0.008
4-seat	without text	MA6-1008	1SFA611930R1008	10	0.010
6-seat	without text	MA6-1009	1SFA611930R1009	10	0.012

Emergency stop legend plates for 1-seat enclosures

For horizontally mounted enclosures. Yellow plastic laminate. 66 x 59 mm.

Without text	MA6-1024	1SFA611930R1024	10	0.004
Nöd Stopp	MA6-1025	1SFA611930R1025	10	0.004
Emergency stop	MA6-1026	1SFA611930R1026	10	0.004
Not Aus	MA6-1027	1SFA611930R1027	10	0.004
ARRET D'URGENCE	MA6-1028	1SFA611930R1028	10	0.004
Hätäseis Nödstopp	MA6-1029	1SFA611930R1029	10	0.004

For vertically mounted enclosures. Yellow plastic laminate. 59 x 66 mm.

Nöd Stopp	MA6-1100	1SFA611930R1100	10	0.004
Emergency stop	MA6-1101	1SFA611930R1101	10	0.004
Not Aus	MA6-1102	1SFA611930R1102	10	0.004
ARRET D'URGENCE	MA6-1103	1SFA611930R1103	10	0.004
Hätäseis Nödstopp	MA6-1104	1SFA611930R1104	10	0.004

Legend plates for CEP plastic enclosures

For Ø 22 mm operator

Description	Text symbol	Type	Order code	Pkg qty	Weight (1pce) kg
Emergency stop legend plates					
Black text on yellow aluminum plate Ø 59 mm					
Without text		CA6-1024	1SFA619930R1024	10	0.004
Emergency stop		CA6-1026	1SFA619930R1026	10	0.004
Not Aus		CA6-1027	1SFA619930R1027	10	0.004

Legend plates

Legend plates for emergency stop



KTC15-1005

15FCL151388V0001



SK615546-2

15FCL151386V0001

Description

For Ø 22 mm operators installed in panel. Combine the emergency stops with the yellow legend plates without text to conform with the safety machinery standard EN ISO 13850.

Legend plates made of laminate have adhesive back.

Description	Type	Order code	Pkg qty	Weight (1pce) kg
Plastic Ø 70mm				
Without text	KTC15-1038	1SFA616915R1038	10	0.003
Emergency stop	KTC15-1005	1SFA616915R1005	10	0.003
Not Aus	KTC15-6005	1SFA616915R6005	10	0.003
Aluminium Ø 70 mm				
Without text	–	SK615546-8	10	0.010
Nöd Stopp	–	SK615546-1	10	0.010
Emergency stop	–	SK615546-2	10	0.010
Not Aus	–	SK615546-3	10	0.010
ARRET D'URGENCE	–	SK615546-4	10	0.010
Hätäseis Nödstopp	–	SK615546-5	10	0.010
PARADA DE EMERGENCIA	–	SK615546-6	10	0.010
Emergency stop NOT AUS ARRET D'URGENCE	–	SK615546-13	10	0.010
Noodstop	–	SK615546-15	10	0.010
Aluminum laminate rectangular 59 x 39.5 mm				
Without text	MA6-1010	1SFA611930R1010	10	0.005
Nöd stopp	MA6-1017	1SFA611930R1017	10	0.005
Not haus	MA6-1018	1SFA611930R1018	10	0.005
Emergency stop	MA6-1019	1SFA611930R1019	10	0.005
ARRET D'URGENCE	MA6-1020	1SFA611930R1020	10	0.005
Hätäseis	MA6-1021	1SFA611930R1021	10	0.005
PARADA DE EMERGENCIA	MA6-1022	1SFA611930R1022	10	0.005
Plastic laminate rectangular 59 x 39.5 mm				
Without text	MA6-1011	1SFA611930R1011	10	0.002
Emergency stop	MA6-1023	1SFA611930R1023	10	0.002

Legend plates

Legend plates for panels



MA16-1001

1SFC151382V0001



SK615552-14

SK615552-14



SK615550-61

SK615550-61




SK615552-25

SK615552-25



SK615550-81

SK615550-81



SK615562-82

SK615562-82

Description

For Ø 22 mm operators, made of silver-grey aluminium.

Type	Order code	Pkg qty	Weight (1pce) kg
Without text			
Legend plate height 39 mm	MA16-1000	1SFA611940R1000	10 0.002
Legend plate height 44 mm	MA16-1001	1SFA611940R1001	10 0.002

1-position engraved for selector switches and pushbuttons

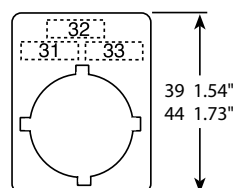
Legend plate height 39 mm

O	–	SK615550-61	10	0.002
I	–	SK615550-62	10	0.002
→	–	SK615562-12	10	0.002
Close	–	SK615552-13	10	0.002
Down	–	SK615552-14	10	0.002
Emergency stop	–	SK615552-15	10	0.002
Fast	–	SK615552-16	10	0.002
Forward	–	SK615552-17	10	0.002
In	–	SK615550-29	10	0.002
Off	–	SK615552-21	10	0.002
On	–	SK615552-22	10	0.002
Open	–	SK615552-23	10	0.002
Raise	–	SK615552-25	10	0.002
Reset	–	SK615552-27	10	0.002
Reverse	–	SK615552-28	10	0.002
Run	–	SK615552-29	10	0.002
Slow	–	SK615552-30	10	0.002
Start	–	SK615550-44	10	0.002
Stop	–	SK615552-31	10	0.002
Up	–	SK615552-32	10	0.002

3-position engraved for selector switches

Legend plate height 39 mm

Pos.31	Pos.32	Pos.33		
I	O	II	–	SK615550-81
←	O	→	–	SK615562-82
Hand	O	Auto	–	SK615550-80



3-position engraved
Dimensions (mm, inches)

Emergency stops and machine stops

Ordering details

167	Modular plastic range
172	Modular metal range
173	Compact range
175	Machine stops

Emergency stops and machine stops

ABB offers a wide range of emergency stops and machine stops. These emergency stops conform to the standard EN IEC 60947-5-5, EN ISO 13850, IEC 60204-1 and Machinery directive 2006/42/EC



Emergency stops

Modular plastic range / Emergency stop pushbuttons



MPET4-20R-01

Non illuminated complete unit

Includes actuator, holder and contact blocks.

The emergency stop pushbuttons without text conform to the standards EN IEC 60947-5-5, EN ISO 13850, IEC 60204-1 and to Machinery directive 2006/42/EC.

Operator	Release method	Contacts	Type	Order code	Pkg qty	Weight (1 pce) kg
Ø 40 mm						
● Red	Twist release	0 1	MPET4-20R-01	1SFA611523R2041	1	0.052
● Red	Twist release	0 2	MPET4-20R-02	1SFA611523R2051	1	0.065
● Red	Twist release	1 1	MPET4-20R-11	1SFA611523R2071	1	0.065
● Red	Twist release	1 2	MPET4-20R-12	1SFA611523R2091	1	0.083
● Red	Pull release	0 1	MPEP4-20R-01	1SFA611524R2041	1	0.048
● Red	Pull release	0 2	MPEP4-20R-02	1SFA611524R2051	1	0.065

For more installation information, please refer to document 1SFC151011M0201



MPET3-10R



MPEK3-11R



MPET4-10R





MPET4-1018



MPMP4-10R

Non illuminated actuator

Holders and contact blocks are not included. The emergency stop pushbuttons without marking or with symbol  conform to the standard EN IEC 60947-5-5, Safety of machinery EN ISO 13850, IEC 60204-1 and to Machinery Directive 2006/42/EC.

Operator	Marking	Release method	Type	Order code	Pkg qty	Weight (1 pce) kg
Ø 30 mm						
● Red		Twist release	MPET3-10R	1SFA611520R1001	1	0.036
● Red		Pull release	MPEP3-10R	1SFA611521R1001	1	0.036
● Red		Key code 455	MPEK3-11R	1SFA611522R1101	1	0.065
● Red		Key code 421	MPEK3-12R	1SFA611522R1201	1	0.065
● Red		Key code 3433-E	MPEK3-13R	1SFA611522R1301	1	0.065
Ø 40 mm						
● Red		Twist release	MPET4-10R	1SFA611523R1001	1	0.036
● Red		Twist release	MPET4-1018	1SFA611599R1018	1	0.036
● Red	EMO	Twist release	MPET4-1021	1SFA611599R1021	1	0.036
● Red		Pull release	MPEP4-10R	1SFA611524R1001	1	0.036
● Red		Key code 455	MPEK4-11R	1SFA611525R1101	1	0.065
● Red		Key code 421	MPEK4-12R	1SFA611525R1201	1	0.065
● Red		Key code 3433-E	MPEK4-13R	1SFA611525R1301	1	0.065
Ø 60 mm						
● Red		Twist release	MPMT4-10R	1SFA611513R1001	1	0.048
● Red		Pull release	MPMP4-10R	1SFA611514R1001	1	0.048

Emergency stops

Modular plastic range / Emergency stop pushbuttons



MPMP3-11R

1SFC151103V0001



MPMT4-11R

1SFC151103V0001

Illuminated actuator

Operator	Release method	Type	Order code	Pkg qty	Weight (1 pce) kg
Ø 40 mm					
● Red	Twist release	MPMT3-11R	1SFA611510R1101	1	0.041
● Red	Pull release	MPMP3-11R	1SFA611511R1101	1	0.041
Ø 60 mm					
● Red	Twist release	MPMT4-11R	1SFA611513R1101	1	0.048
● Red	Pull release	MPMP4-11R	1SFA611514R1101	1	0.048



MCBH-00


1SFC151401V0001



MCB-10

100009981513F251

Holders and contact blocks for front mounting

Description	Contacts	Type	Order code	Pkg qty	Weight (1 pce) kg
					
Holders					
3-position holder	--	MCBH-00	1SFA611605R1100	10	0.006
Single contact blocks					
3-position holder	1 0	MCB-10	1SFA611610R1001	10	0.013
	0 1	MCB-01	1SFA611610R1010	10	0.013
Single contact blocks, gold plated contacts					
3-position	1 0	MCB-10G	1SFA611610R1101	10	0.013
	0 1	MCB-01G	1SFA611610R1110	10	0.013

It is only the accessories above that are eligible for Emergency stop applications by EN IEC 60947-5-5

Emergency stops

Modular plastic range / LED blocks for front mounting



MLBL-00W

1SFA611621R1001

Color	Rated current mA	Wavelength nm	Type	Order code	Pkg qty	Weight (1pce) kg
Rated voltage 12 V DC						
● Red	12	620	MLBL-00R	1SFA611621R1001	10	0.012
● Green	12	520	MLBL-00G	1SFA611621R1002	10	0.012
● Yellow	12	588	MLBL-00Y	1SFA611621R1003	10	0.012
● Blue	12	468	MLBL-00L	1SFA611621R1004	10	0.012
○ White	12	(1)	MLBL-00W	1SFA611621R1005	10	0.012
Rated voltage 24 V AC/DC						
● Red	10	620	MLBL-01R	1SFA611621R1011	10	0.012
● Green	10	520	MLBL-01G	1SFA611621R1012	10	0.012
● Yellow	10	588	MLBL-01Y	1SFA611621R1013	10	0.012
● Blue	10	468	MLBL-01L	1SFA611621R1014	10	0.012
○ White	10	(1)	MLBL-01W	1SFA611621R1015	10	0.012
Rated voltage 48 V AC/DC						
● Red	10	620	MLBL-02R	1SFA611621R1021	10	0.012
● Green	10	520	MLBL-02G	1SFA611621R1022	10	0.012
● Yellow	10	588	MLBL-02Y	1SFA611621R1023	10	0.012
● Blue	10	468	MLBL-02L	1SFA611621R1024	10	0.012
○ White	10	(1)	MLBL-02W	1SFA611621R1025	10	0.012
Rated voltage 60 V AC/DC						
● Red	13	620	MLBL-03R	1SFA611621R1031	10	0.012
● Green	13	520	MLBL-03G	1SFA611621R1032	10	0.012
● Yellow	13	588	MLBL-03Y	1SFA611621R1033	10	0.012
● Blue	13	468	MLBL-03L	1SFA611621R1034	10	0.012
○ White	13	(1)	MLBL-03W	1SFA611621R1035	10	0.012
Rated voltage 110-130 V AC						
● Red	15	620	MLBL-04R	1SFA611621R1041	10	0.012
● Green	15	520	MLBL-04G	1SFA611621R1042	10	0.012
● Yellow	15	588	MLBL-04Y	1SFA611621R1043	10	0.012
● Blue	15	468	MLBL-04L	1SFA611621R1044	10	0.012
○ White	15	(1)	MLBL-04W	1SFA611621R1045	10	0.012
Rated voltage 110-130 V DC						
● Red	10	620	MLBL-05R	1SFA611621R1051	10	0.012
● Green	10	520	MLBL-05G	1SFA611621R1052	10	0.012
● Yellow	10	588	MLBL-05Y	1SFA611621R1053	10	0.012
● Blue	10	468	MLBL-05L	1SFA611621R1054	10	0.012
○ White	10	(1)	MLBL-05W	1SFA611621R1055	10	0.012
Rated voltage 220 V DC						
● Red	8	620	MLBL-06R	1SFA611621R1061	10	0.012
● Green	8	520	MLBL-06G	1SFA611621R1062	10	0.012
● Yellow	8	588	MLBL-06Y	1SFA611621R1063	10	0.012
● Blue	8	468	MLBL-06L	1SFA611621R1064	10	0.012
○ White	8	(1)	MLBL-06W	1SFA611621R1065	10	0.012

Note: care should be taken for DC supply where + and - must be correctly connected. This is marked X1 (+) and X2 (-) on the product.

(1) X=0.31, Y=0.32 according to the ICI Chromaticity diagram.

(2) Higher threshold to light up LED to be used in application where there is risk of large induced voltages.

Emergency stops

Modular plastic range / LED blocks for front mounting



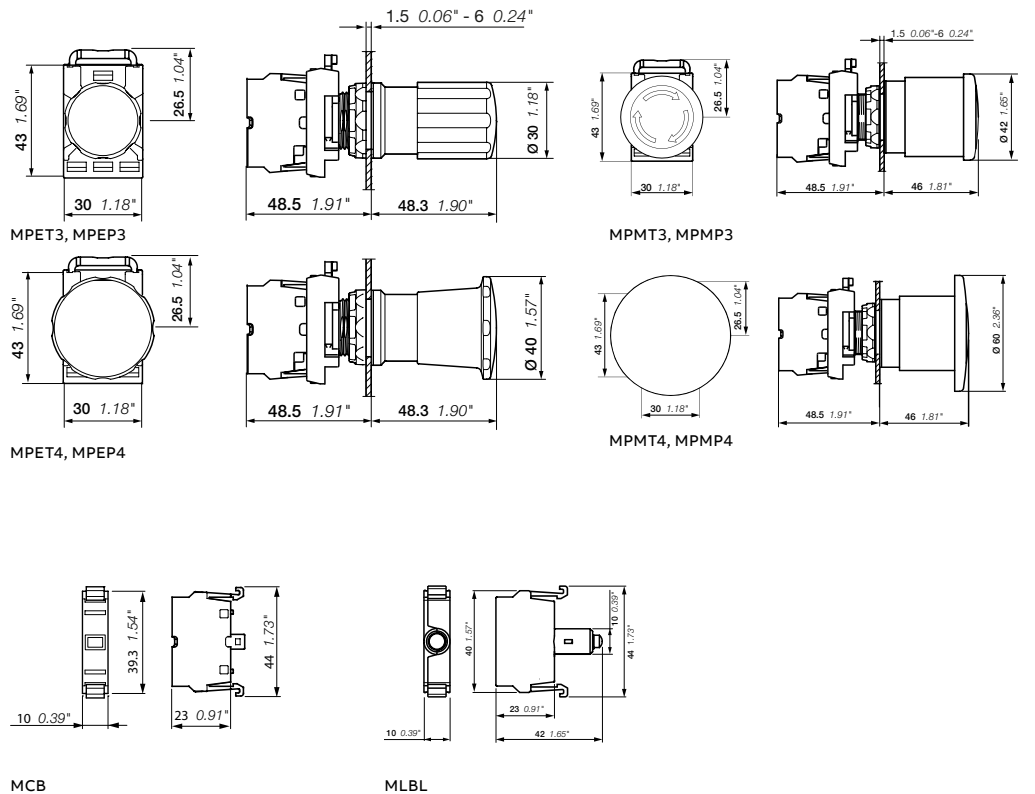
Color	Rated current mA	Wavelength nm	Type	Order code	Pkg qty	Weight (1pce) kg
Rated voltage 230 V AC						
● Red	10	620	MLBL-07R	1SFA611621R1071	10	0.012
● Green	10	520	MLBL-07G	1SFA611621R1072	10	0.012
● Yellow	10	588	MLBL-07Y	1SFA611621R1073	10	0.012
● Blue	10	468	MLBL-07L	1SFA611621R1074	10	0.012
○ White	10	(1)	MLBL-07W	1SFA611621R1075	10	0.012
Rated voltage 380 V AC						
● Red	10	620	MLBL-08R	1SFA611621R1081	10	0.012
● Green	10	520	MLBL-08G	1SFA611621R1082	10	0.012
● Yellow	10	582	MLBL-08Y	1SFA611621R1083	10	0.012
● Blue	10	468	MLBL-08L	1SFA611621R1084	10	0.012
○ White	10	(1)	MLBL-08W	1SFA611621R1085	10	0.012
Rated voltage 415 V AC						
● Red	11	620	MLBL-09R	1SFA611621R1091	10	0.012
● Green	11	520	MLBL-09G	1SFA611621R1092	10	0.012
● Yellow	11	588	MLBL-09Y	1SFA611621R1093	10	0.012
● Blue	11	468	MLBL-09L	1SFA611621R1094	10	0.012
○ White	11	(1)	MLBL-09W	1SFA611621R1095	10	0.012

Note: care should be taken for DC supply where + and - must be correctly connected. This is marked X1 (+) and X2 (-) on the product.
 (1) X=0.31, Y=0.32 according to the ICI Chromaticity diagram.
 (2) Higher threshold to light up LED to be used in application where there is risk of large induced voltages.

5 position holder is not allowed to be used for emergency stops.

For technical data please refer to chapter 2.

For more installation information, please refer to document [1SFC151011M0201](#)



Dimensions (mm, inches)

Emergency stops

Modular plastic range / Assembled stations



MEPY1-1042



MEPY1-1041



MEPY1-1042

Description

Assembled enclosures with emergency stop pushbuttons and yellow background without text comply with the safety of machinery standard EN ISO 13850 for emergency stops.

Release method	Contacts	Type	Order code	Pkg qty	Weight (1 pce)
					kg

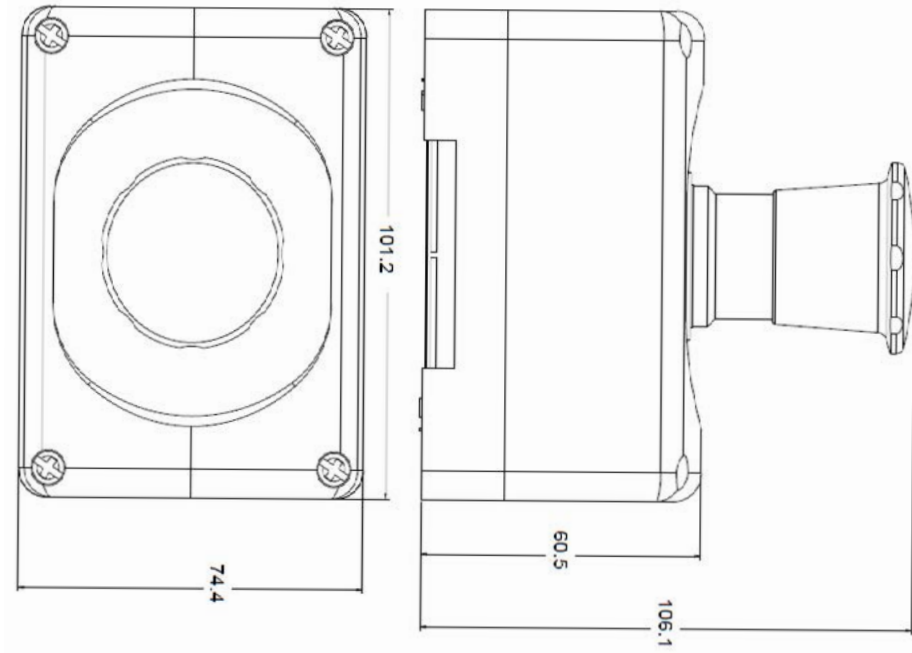
1-seat plastic enclosures with 40 mm modular emergency stop pushbuttons

Yellow / light grey color

Twist release	0 2	MEPY1-1042	1SFA611821R1042	1	0.240
Twist release	1 2	MEPY1-1041	1SFA611821R1041	1	0.250
Pull release	0 2	MEPY1-1035	1SFA611821R1035	1	0.466
Twist release with plastic legend plate "Emergency stop"	0 2	MEPY1-1040	1SFA611821R1040	1	0.240

For technical data please refer to chapter 2.

For more installation information, please refer to document [1SFC151011M0201](#)



Dimensions (mm)

Emergency stops

Modular metal range / Non-illuminated emergency stop pushbutton



P9XER4RAW

Description

Each reference includes the satin chrome metal body and nut together with the holder. Product body is plastic.

Color	Release method	Type	Order code	Pkg qty	Weight (1 pce) kg
Ø 40 mm					
● Red	Twist release	P9XER4RAW	1SFA185078R9001	1	0.055
● Red	Twist release	P9XER4RAW-AA	1SFA205228R9001	200	0.055

5 position holder is not allowed.

For technical data please refer to chapter 3.

For more installation information, please refer to 1SFC151011M02

Screw terminals

Description	Contacts	Type	Order code	Pkg qty	Weight (1 pce) kg

Holders

3-position	- -	P9ACFS3	1SFA187841R8000	1	0.009
------------	-----	---------	-----------------	---	-------

Single contact blocks

For 3-position holder	1 0	P9B10VN	1SFA187002R8001	1	0.009
	1 0	P9B10VN-AA	1SFA215832R8001	200	0.009
	0 1	P9B01VN	1SFA187001R8010	1	0.009

Double contact blocks

For 3-position holder	2 0	P9B20VN	1SFA187009R8002	1	0.016
	0 2	P9B02VN	1SFA187008R8020	1	0.016
	0 2	P9B02VN-AA	1SFA205236R8020	200	0.016
	1 1	P9B11VN	1SFA187000R8011	1	0.016
	1 1	P9B11VN-AA	1SFA242712R8011	500	0.016

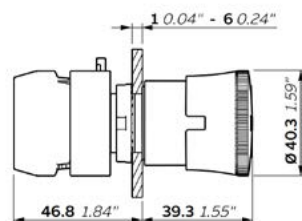
Single contact blocks with N.O. early make contacts and N.C. late break contacts

For 3-position holder	1 0	P9B10VA	1SFA187004R8201	1	0.009
	0 1	P9B01VR	1SFA187003R8110	1	0.010

Faston terminals

Single contact blocks (1)

For 3-position holder	1 0	P9B10FN	1SFA187013R8301	1	0.009
	1 0	P9B10FN-AA	1SFA215835R8301	200	0.009
	0 1	P9B01FN	1SFA187012R8310	1	0.009




P9XER4RAW

Dimensions (mm, inches)

Emergency stops

Compact range / Non-illuminated emergency stop pushbuttons

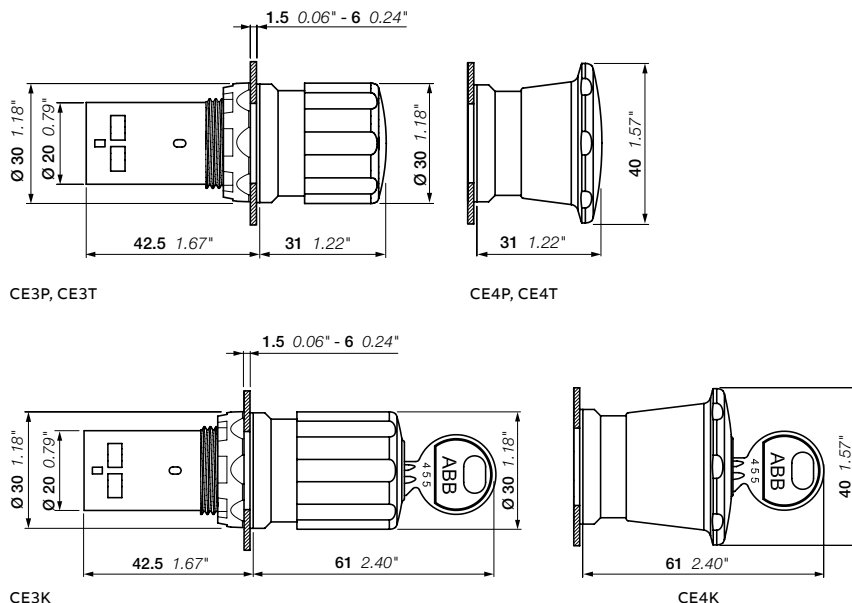


Description

The emergency stop pushbuttons without text conform to the standards EN IEC 60947-5-5, EN ISO 13850, IEC 60204-1 and to Machinery directive 2006/42/EC.

Operator	Release method	Contacts	Type	Order code	Marking	Pkg qty	Weight (1 pce)
Ø 30 mm							
● Red	Twist release	0 1	CE3T-10R-01	1SFA619500R1041		1	0.032
		1 1	CE3T-10R-11	1SFA619500R1071		1	0.032
		0 2	CE3T-10R-02	1SFA619500R1051		1	0.032
● Red	Pull release	0 1	CE3P-10R-01	1SFA619501R1041		1	0.032
		1 1	CE3P-10R-11	1SFA619501R1071		1	0.032
		0 2	CE3P-10R-02	1SFA619501R1051		1	0.032
● Red	Key code 455	0 1	CE3K1-10R-01	1SFA619502R1041		1	0.060
		1 1	CE3K1-10R-11	1SFA619502R1071		1	0.060
		0 2	CE3K1-10R-02	1SFA619502R1051		1	0.060
Ø 40 mm							
● Red	Twist release	0 1	CE4T-10R-01	1SFA619550R1041		1	0.036
		1 1	CE4T-10R-11	1SFA619550R1071		1	0.036
		0 2	CE4T-10R-02	1SFA619550R1051		1	0.036
● Red	Pull release	0 1	CE4P-10R-01	1SFA619551R1041		1	0.036
		1 1	CE4P-10R-11	1SFA619551R1071		1	0.036
		0 2	CE4P-10R-02	1SFA619551R1051		1	0.036
● Red	Key code 455	0 1	CE4K1-10R-01	1SFA619552R1041		1	0.064
		1 1	CE4K1-10R-11	1SFA619552R1071		1	0.064
		0 2	CE4K1-10R-02	1SFA619552R1051		1	0.064
					EMO	1	0.036
					EMO	1	0.036
					PUSH TO STOP PULL TO RUN	1	0.036

For technical data please refer to chapter 4.
For more installation information, please refer to document 1SFC151011M0201



Dimensions (mm, inches)

Emergency stops

Compact range / Assembled stations for emergency stop pushbuttons



CEPY1-1001



CEPY1-1002



CEPY1-1006




CEPY1-2001



CEPY1-2002

Description

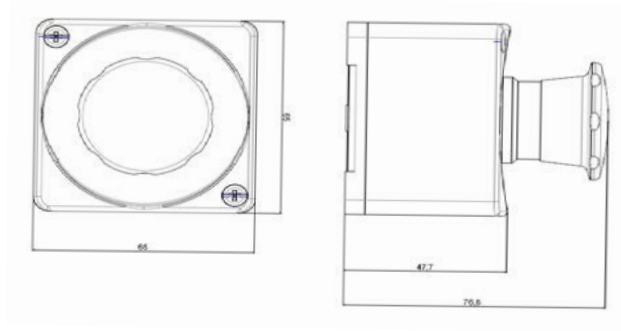
These assembled enclosures with emergency stop pushbuttons and yellow background comply with the safety of machinery standard EN ISO 13850 for emergency stops.

Release method	Contacts	Type	Order code	Pkg qty	Weight (1 pce)
					kg

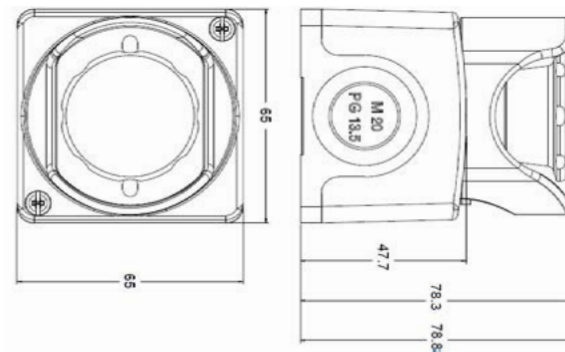
1-seat plastic enclosures with 40 mm compact emergency stop pushbuttons Yellow / light grey color

Twist release	0 2	CEPY1-1001	1SFA619821R1001	1	0.108
Pull release	0 2	CEPY1-1002	1SFA619821R1002	1	0.108
Key release	1 1	CEPY1-1006	1SFA619821R1006	1	0.105
Twist release, yellow shroud	0 2	CEPY1-2001	1SFA619821R2001	1	0.124
Pull release, yellow shroud	0 2	CEPY1-2002	1SFA619821R2002	1	0.124

For technical data please refer to chapter 4.
For more installation information, please refer to document 1SFC151011M0201



CEPY1-1001, CEPY1-1002



CEPY1-2001, CEPY1-2002

Dimensions (mm, inches)

Machine stops

Modular plastic range / Machine stop pushbuttons



MPET3-10B

1SFC151094V0001



MPEP3-10B

1SFC151098V0001



MPEK4-11B

1SFC15110V0001

Non illuminated

Operator	Release method	Type	Order code	Pkg qty	Weight (1 pce) kg
Ø 30 mm					
● Black	Twist release	MPET3-10B	1SFA611520R1006	1	0.036
● Black	Pull release	MPEP3-10B	1SFA611521R1006	1	0.036
● Black	Key code 455	MPEK3-11B	1SFA611522R1106	1	0.065
Ø 40 mm					
● Black	Twist release	MPET4-10B	1SFA611523R1006	1	0.036
● Black	Pull release	MPEP4-10B	1SFA611524R1006	1	0.036
● Black	Key code 455	MPEK4-11B	1SFA611525R1106	1	0.065

For technical data please refer to chapter 2.
For more installation information, please refer to document 1SFC151011M0201

Holders and contact blocks for front mounting

Description	Contacts	Type	Order code	Pkg qty	Weight (1 pce) kg
Holders					
3-position	--	MCBH-00	1SFA611605R1100	10	0.006
Single contact blocks					
3-position holder	1 0	MCB-10	1SFA611610R1001	10	0.013
	0 1	MCB-01	1SFA611610R1010	10	0.013
Single contact blocks, gold plated contacts					
3-position holder	1 0	MCB-10G	1SFA611610R1101	10	0.013
	0 1	MCB-01G	1SFA611610R1110	10	0.013



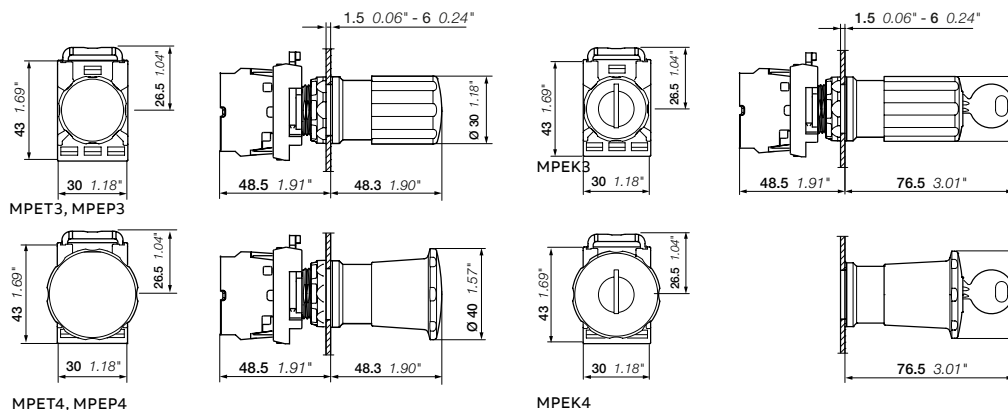
MCBH-00

1SFC151401V0001



MCB-10

1SFC151366V0001



Dimensions (mm, inches)

Machine stops

Compact range / Machine stop pushbuttons



1SFC151167V0001

CE3T-10B-11



1SFC151168V0001

CE3P-10B-11



1SFC151170V0001

CE4T-10B-11

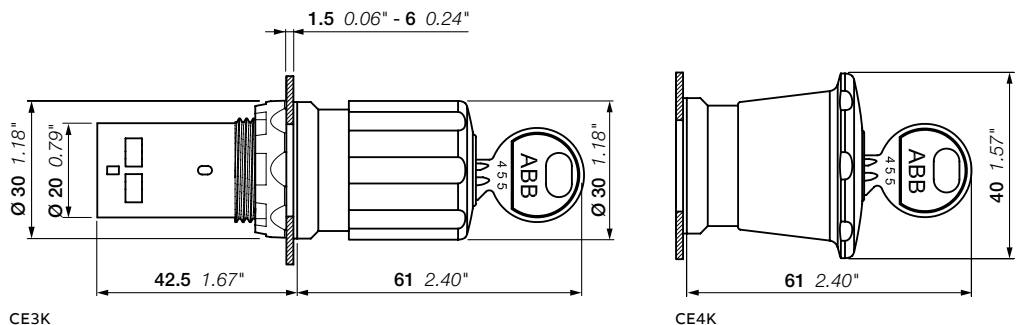
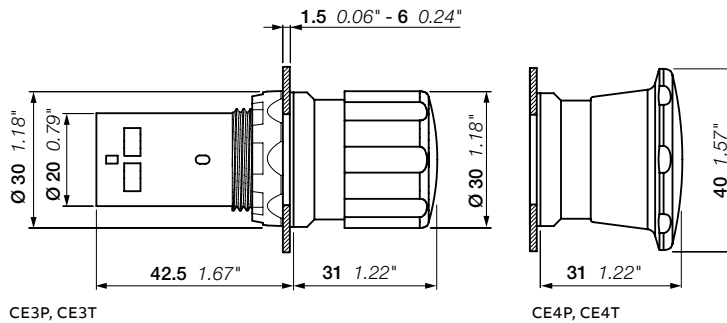


1SFC151171V0001

CE4P-10B-11

Operator	Release method	Contacts	Type	Order code	Pkg qty	Weight (1 pce)
kg						
Ø 30 mm						
● Black	Twist release	0 1	CE3T-10B-01	1SFA619500R1046	1	0.032
		1 1	CE3T-10B-11	1SFA619500R1076	1	0.032
● Black	Pull release	1 1	CE3P-10B-11	1SFA619501R1076	1	0.032
● Black	Key code 455	1 1	CE3K1-10B-11	1SFA619502R1076	1	0.060
Ø 40 mm						
● Black	Twist release	1 0	CE4T-10B-10	1SFA619550R1016	1	0.032
		0 1	CE4T-10B-01	1SFA619550R1046	1	0.032
		1 1	CE4T-10B-11	1SFA619550R1076	1	0.032
		2 0	CE4T-10B-20	1SFA619550R1026	1	0.032
		0 2	CE4T-10B-02	1SFA619550R1056	1	0.032
● Black	Pull release	1 1	CE4P-10B-11	1SFA619551R1076	1	0.032
● Black	Key code 455	1 1	CE4K1-10B-11	1SFA619552R1076	1	0.064

For technical data please refer to chapter 4.
For more installation information, please refer to document 1SFC151011M0201



Dimensions (mm, inches)

Machine stops

Compact range / Assembled stations for machine stop pushbuttons



1SFC151387V0001

CEP1-1002



1SFC151387V0001

CEP1-2001

Description

Assembled enclosures with machine stop pushbuttons, black / light grey color designed according to the safety of machinery standard EN ISO 13850 for emergency stops.

Release method	Contacts	Type	Order code	Pkg qty	Weight (1 pce)
					kg

1-seat plastic enclosures with 40 mm compact machine stop pushbuttons

Dark grey / light grey color

Twist release	1 1	CEP1-1001	1SFA619811R1001	1	0.108
Pull release	1 1	CEP1-1002	1SFA619811R1002	1	0.108
Twist release, grey shroud	1 1	CEP1-2001	1SFA619811R2001	1	0.124
Pull release, grey shroud	1 1	CEP1-2002	1SFA619811R2002	1	0.124

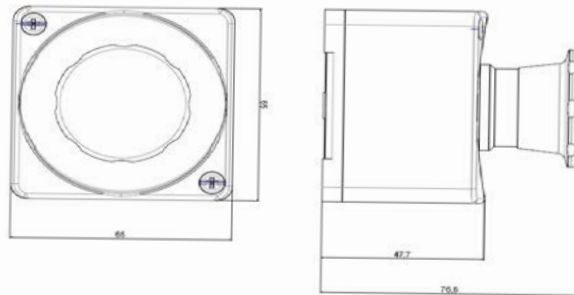
For technical data please refer to chapter 4.

For more installation information, please refer to document 1SFC151011M0201

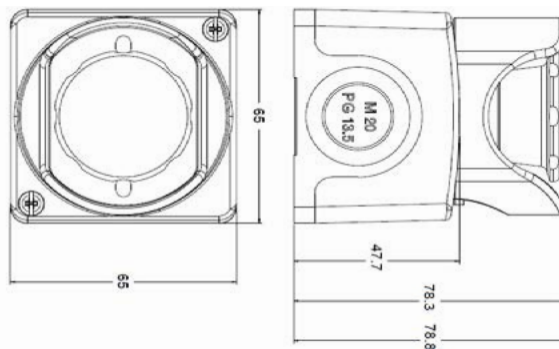
Accessories

Description	Type	Order code
Grey shroud for Compact	CA1-8054	1SFA619920R8054
Adaptation unit for DYNlink solution with M20 fitting. For e.g. Compact	Tina 2A *	2TLA020054R0100
Adaptation unit for DYNlink solution, internal assembly. For e.g. Compact.	Tina 2B *	2TLA020054R1100
Adaptation unit for DYNlink solution with M20 fitting and M12 connector. For e.g. connecting Compact to Pluto/Vital.	Tina 3A *	2TLA020054R0200

* For more information about Tina adapter units, please see Safety Products Catalog 2TLC010001C0202.



CEP1-1001, CEP1-1002



CEP1-2001, CEP1-2002

Dimensions (mm)

General technical data

	General technical data
180	Color selection
181	Degrees of protection

General technical data

Color selection

Color selection according to IEC 60073

IEC 60073 specifies coding principles for indicators and actuators and gives recommendation regarding the use of colors. An excerpt from the standard is given below. For detailed information, see the standard.

Meaning of colors – General principles				
Color		Safety of persons or environment	Condition of process	State of equipment
●	Red	Danger	Emergency	Faulty
●	Yellow	Warning/caution	Abnormal	Abnormal
●	Green	Safe	Normal	Normal
●	Blue	Mandatory significance		
○ ● ●	White, grey, black	No specific meaning assigned		

Non-illuminated actuators

Emergency Actuators

EMERGENCY STOP / OFF actuators shall be identified by the color RED.

STOP / OFF actuators

WHITE, GREY and BLACK are the preferred colors for STOP / OFF actuators, with the main preference being for BLACK. RED is also permitted. GREEN shall not be used.

START / ON actuators

WHITE, GREY and BLACK are the preferred colors for START / ON actuators, which cause the closing of switching devices and the equipment to start, with the main preference being for WHITE. GREEN is also permitted. RED shall not be used.

Use of WHITE and BLACK for specific meanings

Where the colors WHITE and BLACK are used to distinguish between START / ON and STOP / OFF actuators, then the color WHITE shall be used for START / ON actuators and the color BLACK shall be used for STOP / OFF actuators.

The same actuators serving for START / STOP or ON / OFF

WHITE, GREY and BLACK are the preferred colors for actuators which, when actuated several times, act alternately as a START / ON and STOP / OFF actuator.

The colors YELLOW and GREEN shall not be used. The color RED shall be used only in cases where the same actuator, other than a pushbutton, is used for both EMERGENCY STOP / OFF and normal operation.

WHITE, GREY and BLACK are preferred colors for actuators which cause a movement while they are actuated and stop the movement when they are released (such as inching or jogging actuators). GREEN is also permitted. RED shall not be used.

RESET actuators

RESET Actuators (used, for example, with protective relays) shall be BLUE, WHITE, GREY or BLACK, except RESET actuators which also act as STOP / OFF actuators. The color of such STOP / OFF actuators shall be in accordance with STOP / OFF actuators above.

General technical data

Degrees of protection

In an installation, the degree of protection required for electrical equipment depends on the environmental characteristics.

The degree of protection, ensured by the enclosure of equipment or by the cubicle containing the equipment is expressed by the IP code which gives the level of protection against access to hazardous parts, the ingress of foreign bodies and/or the ingress of water, in compliance with IEC 60529, IEC 60947-1. Besides the IP symbol, the complete code has two figures followed (optionally) by two additional letters. A short description of the elements used in IP coding is given below.

First figure	Specifications for installation protection	
	Against ingress of foreign bodies	Protection of persons Against access to hazardous parts with:
IP 0	No protection	No protection
1	Diameter > 50 mm	Back of hand
2	Diameter > 12.5 mm	Finger
3	Diameter > 2.5 mm	Tool
4	Diameter > 1 mm	Wire
5	Limited protection against dust	Wire
6	Total protection against dust	Wire

Second figure	Against entrance of water having a harmful effect
0	No protection
1	Vertical dripping
2	Dripping at a vertical angle of < 15°
3	Rain at a vertical angle of < 60°
4	Splashing
5	Low pressure water jet
6	Powerful water jets
7	Temporary immersion
8	Permanent immersion
9K*	High pressure, high temperature washdown



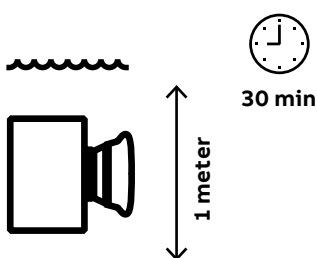
Note: the type of enclosure or cubicle in which the equipment must be installed prevails with respect to the degree of protection.

(*) According to DIN 400 50-9.

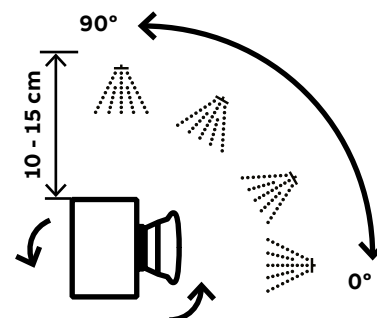
Water tests

IP67

The product is submerged



IP69K



For more information see the Pilot Devices Guide [1SFC151011C0201](#)

Index

Order code classification

Order code	Type	Page	Order code	Type	Page	Order code	Type	Page
1SFA170190R8000	080CPN	3/100	1SFA184240R9006	P9MSMZ1N	3/83	1SFA184617R9105	P9MSLZ1B	3/84
1SFA170191R8000	080CPR	3/100	1SFA184241R9001	P9MSMZ1R	3/83	1SFA184621R9101	P9MSLZ5R	3/84
1SFA170192R8000	080CPV	3/100	1SFA184280R9006	P9MSMZ5N	3/83	1SFA184622R9102	P9MSLZ5V	3/84
1SFA170198R8000	080CPT	3/100	1SFA184320R9006	P9MSMZ3N	3/83	1SFA184626R9104	P9MSLZ5L	3/84
1SFA170801R1001	080SP1	5/153	1SFA184321R9001	P9MSMZ3R	3/83	1SFA184628R9108	P9MSLZ5I	3/84
1SFA170802R1002	080SP2	5/153	1SFA184340R9006	P9MSMX5N	3/85	1SFA184631R9101	P9MSLZ3R	3/84
1SFA170803R1003	080SP3	5/153	1SFA184350R9006	P9MSMYON	3/86	1SFA184632R9102	P9MSLZ3V	3/84
1SFA170804R1004	080SP4	5/153	1SFA184351R9001	P9MSMYOR	3/86	1SFA184633R9103	P9MSLZ3G	3/84
1SFA170806R1006	080SP6	5/153	1SFA184360R9006	P9MSMWON	3/86	1SFA184635R9109	P9MSLZ3A	3/84
1SFA170807R1008	080SP8	5/153	1SFA184370R9006	P9MSVDON	3/81	1SFA184636R9104	P9MSLZ3L	3/84
1SFA170808R1012	080SP12	5/153	1SFA184371R9006	P9MSVION	3/81	1SFA184637R9105	P9MSLZ3B	3/84
1SFA170809R1018	080SP18	5/153	1SFA184373R9006	P9MSVD5N	3/81	1SFA184638R9108	P9MSLZ3I	3/84
1SFA170810R1024	080SP24	5/153	1SFA184374R9006	P9MSV15N	3/81	1SFA184641R9101	P9MSADOR	3/82
1SFA170831R1001	080SP1M	5/153	1SFA184379R9006	P9MSVZ0N	3/83	1SFA184642R9102	P9MSADOV	3/82
1SFA170832R1002	080SP2M	5/153	1SFA184383R9006	P9MSVZ1N	3/83	1SFA184646R9104	P9MSADOL	3/82
1SFA170834R1004	080SP4M	5/153	1SFA184387R9006	P9MSVZ5N	3/83	1SFA184647R9105	P9MSAD5N	3/82
1SFA170835R2000	080SP1SFC	5/154	1SFA184391R9006	P9MSVZ3N	3/83	1SFA184652R9102	P9MSAZ0V	3/84
1SFA170836R3001	080SP1SFE	5/153	1SFA184392R9006	P9MSVX0N	3/85	1SFA184657R9105	P9MSAZ0B	3/84
1SFA170837R4000	080SP1SF	5/154	1SFA184393R9006	P9MSVX5N	3/85	1SFA184668R9102	P9MSAZ3V	3/84
1SFA170838R2000	080SP1MSFC	5/154	1SFA184397R9006	P9MSMX0N	3/85	1SFA184685R9109	P9MSAZ3A	3/84
1SFA170839R3001	080SP1MSFE	5/153	1SFA184400R9006	P9MSCD0A95	3/87	1SFA184687R9105	P9MSAZ3B	3/84
1SFA170840R4000	080SP1MSF	5/154	1SFA184401R9006	P9MSCD0E95	3/87	1SFA184691R9006	P9MPS22G	3/94
1SFA170841R2000	080SP2SFC	5/154	1SFA184402R9006	P9MSCD0K95	3/87	1SFA184693R9006	P9MPS34G	3/94
1SFA170842R3002	080SP2SFE	5/153	1SFA184403R9006	P9MSCI0C95	3/87	1SFA184695R9006	P9MCD	3/93
1SFA170843R4000	080SP2SF	5/154	1SFA184404R9006	P9MSCI0E95	3/87	1SFA184696R9006	P9MCB	3/93
1SFA170844R2000	080SP2MSFC	5/154	1SFA184405R9006	P9MSCI0N95	3/87	1SFA184697R9006	P9MCC	3/93
1SFA170846R4000	080SP2MSF	5/154	1SFA184409R9006	P9MSCD5A95	3/87	1SFA184700R9006	P9MMN2F	3/91
1SFA170847R2000	080SP3SFC	5/154	1SFA184410R9006	P9MSCI5C95	3/87	1SFA184701R9006	P9MMN2T	3/91
1SFA170848R3003	080SP3SFE	5/153	1SFA184433R9006	P9MSCZ0A95	3/88	1SFA184702R9006	P9MMN2A	3/91
1SFA170849R4000	080SP3SF	5/154	1SFA184434R9006	P9MSCZ0C95	3/88	1SFA184703R9006	P9MMN2B	3/91
1SFA170850R3004	080SP4SFE	5/153	1SFA184436R9006	P9MSCZ0H95	3/88	1SFA184709R9006	P9MMB2FG	3/91
1SFA170852R3006	080SP6SFE	5/153	1SFA184438R9006	P9MSCZ0N95	3/88	1SFA184710R9006	P9MMB2F	3/91
1SFA170853R2000	080SP8SFC	5/154	1SFA184439R9006	P9MSCZ0T95	3/88	1SFA184711R9006	P9MMB2T	3/91
1SFA170854R3008	080SP8SFE	5/153	1SFA184449R9006	P9MSCZ1C95	3/88	1SFA184712R9006	P9MMB2A	3/91
1SFA170855R4000	080SP8SF	5/154	1SFA184451R9006	P9MSCZ1N95	3/88	1SFA184716R9006	P9MMN4TG	3/91
1SFA170856R2000	080SP12SFC	5/154	1SFA184461R9006	P9MSCZ5A95	3/89	1SFA184720R9006	P9MMN4F	3/91
1SFA170857R3012	080SP12SFE	5/153	1SFA184462R9006	P9MSCZ5C95	3/89	1SFA184721R9006	P9MMN4T	3/91
1SFA170858R4000	080SP12SF	5/154	1SFA184463R9006	P9MSCZ5H95	3/89	1SFA184722R9006	P9MMN4C	3/91
1SFA170859R2000	080SP18SFC	5/154	1SFA184467R9006	P9MSCZ3C95	3/89	1SFA184740R9006	P9MMB4F	3/91
1SFA170861R4000	080SP18SF	5/154	1SFA184468R9006	P9MSCX0A95	3/90	1SFA184741R9006	P9MMB4T	3/91
1SFA184000R9006	P9MPNNG	3/74	1SFA184482R9006	P9MSCX0Z95	3/90	1SFA184744R9006	P9MMB4TG	3/91
1SFA184001R9001	P9MPNNG	3/74	1SFA184491R9101	P9MPLRGD	3/76	1SFA184791R9001	P9MLRD	3/80
1SFA184002R9002	P9MPNNG	3/74	1SFA184492R9102	P9MPLVGD	3/76	1SFA184792R9002	P9MLVD	3/80
1SFA184003R9003	P9MPNNG	3/74	1SFA184493R9103	P9MPLGGD	3/76	1SFA184793R9003	P9MLGD	3/80
1SFA184006R9004	P9MPNLG	3/74	1SFA184495R9109	P9MPLAGD	3/76	1SFA184795R9009	P9MLAD	3/80
1SFA184007R9005	P9MPNNG	3/74	1SFA184496R9104	P9MPLGGD	3/76	1SFA184796R9004	P9MLLD	3/80
1SFA184008R9007	P9MPNHG	3/74	1SFA184497R9105	P9MPLBGD	3/76	1SFA184797R9005	P9MLBD	3/80
1SFA184010R9006	P9MPNNS	3/74	1SFA184498R9108	P9MPLIGD	3/76	1SFA184798R9008	P9MLID	3/80
1SFA184011R9001	P9MPNRS	3/74	1SFA184501R9101	P9MPLRSD	3/76	1SFA184822R9003	P9MSVDO	3/81
1SFA184012R9002	P9MPNVS	3/74	1SFA184502R9102	P9MPLVSD	3/76	1SFA185078R9001	P9XER4RAW	3/79, 7/172
1SFA184016R9004	P9MPNLS	3/74	1SFA184503R9103	P9MPLGSD	3/76	1SFA187000R8011	P9B11VN	3/95
1SFA184017R9005	P9MPNBS	3/74	1SFA184505R9109	P9MPLASD	3/76	1SFA187001R8010	P9B01VN	3/95
1SFA184030R9006	P9MEM3NN	3/77	1SFA184506R9104	P9MPLASD	3/76	1SFA187002R8001	P9B10VN	3/95
1SFA184031R9001	P9MEM3RN	3/77	1SFA184507R9105	P9MPLBSD	3/76	1SFA187003R8110	P9B01VR	3/95
1SFA184032R9002	P9MEM3VN	3/77	1SFA184521R9101	P9MPLRGV	3/76	1SFA187004R8201	P9B10VA	3/95
1SFA184033R9003	P9MEM3GN	3/77	1SFA184522R9102	P9MPLVGV	3/76	1SFA187008R8020	P9B02VN	3/95
1SFA184040R9006	P9MEM4NN	3/77	1SFA184523R9103	P9MPLGGV	3/76	1SFA187009R8002	P9B20VN	3/95
1SFA184041R9001	P9MEM4RN	3/77	1SFA184526R9104	P9MPLGGV	3/76	1SFA187012R8310	P9B01FN	3/95
1SFA184042R9002	P9MEM4VN	3/77	1SFA184527R9105	P9MPLBGV	3/76	1SFA187013R8301	P9B10FN	3/95
1SFA184043R9003	P9MEM4GN	3/77	1SFA184551R9101	P9MEM4RL	3/78	1SFA187020R1080	P9PDNV0	3/97
1SFA184050R9006	P9MEM6NN	3/77	1SFA184552R9102	P9MEM4VL	3/78	1SFA187027R8000	P9PDTV0	3/97
1SFA184051R9001	P9MEM6RN	3/77	1SFA184553R9103	P9MEM4GL	3/78	1SFA187055R1300	P9PDNF0	3/97
1SFA184052R9002	P9MEM6VN	3/77	1SFA184556R9104	P9MEM4LL	3/78	1SFA187110R9501	P9MPNNG029	3/75
1SFA184053R9003	P9MEM6GN	3/77	1SFA184561R9101	P9MET4RL1	3/78	1SFA187111R9506	P9MPNNG028	3/75
1SFA184057R9003	P9MPNNGS	3/74	1SFA184562R9102	P9MET4VL1	3/78	1SFA187112R9502	P9MPNVG028	3/75
1SFA184060R9006	P9MET4ANN1	3/77	1SFA184563R9103	P9MET4GL1	3/78	1SFA187117R9506	P9MPNNG006	3/75
1SFA184061R9001	P9MET4RN1	3/77	1SFA184566R9104	P9MET4LL1	3/78	1SFA187118R9502	P9MPNVG006	3/75
1SFA184062R9002	P9MET4VN1	3/77	1SFA184591R9101	P9MSLDOR	3/82	1SFA187139R9506	P9MPNNG002	3/75
1SFA184063R9003	P9MET4GN1	3/77	1SFA184592R9102	P9MSLD0V	3/82	1SFA187143R9504	P9MPNLG037	3/75
1SFA184070R9001	P9MER3RN	3/77	1SFA184593R9103	P9MSLD0G	3/82	1SFA187145R9506	P9MPNNG030	3/75
1SFA184071R9001	P9MER4RN	3/77	1SFA184595R9109	P9MSLD0A	3/82	1SFA187146R9502	P9MPNVG030	3/75
1SFA184073R9001	P9MEC4RN95	3/77	1SFA184596R9104	P9MSLD0L	3/82	1SFA187147R9501	P9MPNNG021	3/75
1SFA184110R9006	P9MSMDON	3/81	1SFA184597R9105	P9MSLD0B	3/82	1SFA187149R9502	P9MPNVG202	3/75
1SFA184111R9001	P9MSMDOR	3/81	1SFA184598R9108	P9MSLD0I	3/82	1SFA187150R9506	P9MPNNG029	3/75
1SFA184120R9006	P9MSMI0N	3/81	1SFA184601R9101	P9MSLZ0R	3/84	1SFA187151R9505	P9MPNBG028	3/75
1SFA184123R9003	P9MSMI0G	3/81	1SFA184602R9102	P9MSLZ0V	3/84	1SFA187152R9505	P9MPNBG006	3/75
1SFA184140R9006	P9MSMD5N	3/81	1SFA184603R9103	P9MSLZ0G	3/84	1SFA187160R1005	BA956LEDB	3/98, 4/125
1SFA184141R9001	P9MSMD5R	3/81	1SFA184605R9109	P9MSLZ0A	3/84	1SFA187161R1003	BA956LEDG	3/98, 4/125
1SFA184143R9003	P9MSMD5G	3/81	1SFA184606R9104	P9MSLZ0L	3/84	1SFA187162R1004	BA956LEDL	3/98, 4/125
1SFA184150R9006	P9MSMI5N	3/81	1SFA184607R9105	P9MSLZ0B	3/84	1SFA187163R1001	BA956LEDR	3/98, 4/125
1SFA184151R9001	P9MSMI5R	3/81	1SFA184611R9101	P9MSLZ1R	3/84	1SFA187164R1002	BA956LEDV	3/98, 4/125
1SFA184152R9002	P9MSMI5V	3/81	1SFA184612R9102	P9MSLZ1V	3/84	1SFA187165R1015	BA9512LEDB	3/98, 4/125
1SFA184200R9006	P9MSMZ0N	3/83	1SFA184613R9103	P9MSLZ1G	3/84	1SFA187166R1013	BA9512LEDG	3/98, 4/125
1SFA184201R9001	P9MSMZ0R	3/83	1SFA184616R9104	P9MSLZ1L	3/84	1SFA187167R1014	BA9512LEDL	3/98, 4/125

Index

Order code classification

Order code	Type	Page	Order code	Type	Page	Order code	Type	Page
1SFA187168R1011	BA9S12LEDR	3/98, 4/125	1SFA215835R8301	P9B10FN-AA	3/95	1SFA611100R7011	MP1-7011	2/17
1SFA187169R1012	BA9S12LEDV	3/98, 4/125	1SFA242712R8011	P9B11VN-AA	3/95	1SFA611100R7012	MP1-7012	2/17
1SFA187170R1025	BA9S24LEDB	3/98, 4/125	1SFA611100H1001	MP1-10R	2/15	1SFA611100R7014	MP1-7014	2/22
1SFA187171R1023	BA9S24LEDG	3/98, 4/125	1SFA611100H1002	MP1-10G	2/15	1SFA611100R7015	MP1-7015	2/17
1SFA187172R1024	BA9S24LEDL	3/98, 4/125	1SFA611100H1101	MP1-11R	2/20	1SFA611100R7016	MP1-7016	2/17
1SFA187173R1021	BA9S24LEDR	3/98, 4/125	1SFA611100H1102	MP1-11G	2/20	1SFA611100R7019	MP1-7019	2/22
1SFA187174R1022	BA9S24LEDV	3/98, 4/125	1SFA611100H1103	MP1-11Y	2/20	1SFA611100R7022	MP1-7022	2/17
1SFA187175R1035	BA9S48LEDB	3/98, 4/125	1SFA611100H1105	MP1-11W	2/20	1SFA611100R7031	MP1-7031	2/17
1SFA187176R1033	BA9S48LEDG	3/98, 4/125	1SFA611100R1001	MP1-10R	2/15	1SFA611100R7035	MP1-7035	2/17
1SFA187177R1034	BA9S48LEDL	3/98, 4/125	1SFA611100R1002	MP1-10G	2/15	1SFA611100R7036	MP1-7036	2/17
1SFA187178R1031	BA9S48LEDR	3/98, 4/125	1SFA611100R1003	MP1-10Y	2/15	1SFA611100R7038	MP1-7038	2/22
1SFA187179R1032	BA9S48LEDV	3/98, 4/125	1SFA611100R1004	MP1-10L	2/15	1SFA611100R7042	MP1-7042	2/17
1SFA187180R1045	BA9S110LEDB	3/98, 4/125	1SFA611100R1005	MP1-10W	2/15	1SFA611100R7059	MP1-7059	2/17
1SFA187181R1043	BA9S110LEDG	3/98, 4/125	1SFA611100R1006	MP1-10B	2/15	1SFA611100R7081	MP1-7081	2/17
1SFA187182R1044	BA9S110LEDL	3/98, 4/125	1SFA611100R1008	MP1-10C	2/15	1SFA611100R7108	MP1-7108	2/17
1SFA187183R1041	BA9S110LEDR	3/98, 4/125	1SFA611100R1101	MP1-11R	2/20	1SFA611100R7127	MP1-7127	2/17
1SFA187184R1042	BA9S110LEDV	3/98, 4/125	1SFA611100R1102	MP1-11G	2/20	1SFA611100R7128	MP1-7128	2/17
1SFA187185R1055	BA9S230LEDB	3/98, 4/125	1SFA611100R1103	MP1-11Y	2/20	1SFA611100R7129	MP1-7129	2/17
1SFA187186R1053	BA9S230LEDG	3/98, 4/125	1SFA611100R1104	MP1-11L	2/20	1SFA611100R7144	MP1-7144	2/17
1SFA187187R1054	BA9S230LEDL	3/98, 4/125	1SFA611100R1105	MP1-11W	2/20	1SFA611100R7154	MP1-7154	2/17
1SFA187188R1051	BA9S230LEDR	3/98, 4/125	1SFA611100R1108	MP1-11C	2/20	1SFA611100R7156	MP1-7156	2/17
1SFA187189R1052	BA9S230LEDV	3/98, 4/125	1SFA611100R2001	MP1-20R	2/15	1SFA611100R7202	MP1-7202	2/17
1SFA187190R1045	BA9S130LED	3/98, 4/125	1SFA611100R2002	MP1-20G	2/15	1SFA611100R7205	MP1-7205	2/17
1SFA187191R1045	BA9S60LED	3/98, 4/125	1SFA611100R2003	MP1-20Y	2/15	1SFA611100R7206	MP1-7206	2/17
1SFA187210R9501	P9MPNRS029	3/75	1SFA611100R2004	MP1-20L	2/15	1SFA611101H1001	MP2-10R	2/15
1SFA187235R9506	P9MPNNS032	3/75	1SFA611100R2005	MP1-20W	2/15	1SFA611101H1002	MP2-10G	2/15
1SFA187250R9506	P9MPNNS029	3/75	1SFA611100R2006	MP1-20B	2/15	1SFA611101R3001	MP2-10R	2/15
1SFA187490R8000	P9ARCS	3/100	1SFA611100R2008	MP1-20C	2/15	1SFA611101R1002	MP2-10G	2/15
1SFA187495R8000	P9ARSGMN	3/92	1SFA611100R2101	MP1-21R	2/20	1SFA611101R1003	MP2-10Y	2/15
1SFA187496R8000	P9ARSGMB	3/92	1SFA611100R2102	MP1-21G	2/20	1SFA611101R1004	MP2-10L	2/15
1SFA187840R8000	P9ACRCL	3/100	1SFA611100R2103	MP1-21Y	2/20	1SFA611101R1005	MP2-10W	2/15
1SFA187841R8000	P9ACFS3	3/95	1SFA611100R2104	MP1-21L	2/20	1SFA611101R1006	MP2-10B	2/15
1SFA187842R8000	P9ACFS5	3/95	1SFA611100R2105	MP1-21W	2/20	1SFA611101R1008	MP2-10C	2/15
1SFA187843R8000	P9ACDPP	3/74, 76, 100	1SFA611100R2108	MP1-21C	2/20	1SFA611101R1101	MP2-11R	2/20
1SFA187845R8000	P9ACWAF	3/100	1SFA611100R3001	MP1-30R	2/15	1SFA611101R1102	MP2-11G	2/20
1SFA188043R8000	P9ARSCMN	3/92	1SFA611100R3002	MP1-30G	2/15	1SFA611101R1103	MP2-11Y	2/20
1SFA188044R8000	P9ARSCMB	3/92	1SFA611100R3003	MP1-30Y	2/15	1SFA611101R1104	MP2-11L	2/20
1SFA188057R9505	P9MPNNG030	3/75	1SFA611100R3004	MP1-30L	2/15	1SFA611101R12005	MP2-11W	2/20
1SFA188801R8000	P9ARAM32	3/100	1SFA611100R3005	MP1-30W	2/15	1SFA611101R1108	MP2-11C	2/20
1SFA188804R8000	P9ACA6	3/100	1SFA611100R3006	MP1-30B	2/15	1SFA611101R2001	MP2-20R	2/15
1SFA188886R9506	P9MPNNG085	3/75	1SFA611100R3008	MP1-30C	2/15	1SFA611101R2002	MP2-20G	2/15
1SFA188900R9504	P9MPNLG007	3/75	1SFA611100R3101	MP1-31R	2/20	1SFA611101R2004	MP2-20L	2/15
1SFA188908R9506	P9MPNNG201	3/75	1SFA611100R3102	MP1-31G	2/20	1SFA611101R2005	MP2-20W	2/15
1SFA192000R9001	P9MEC4RN01	3/77	1SFA611100R3103	MP1-31Y	2/20	1SFA611101R2006	MP2-20B	2/15
1SFA192012R9001	P9MEC4RN37	3/77	1SFA611100R3104	MP1-31L	2/20	1SFA611101R2101	MP2-21R	2/20
1SFA192105R9006	P9MSCD0A01	3/87	1SFA611100R3105	MP1-31W	2/20	1SFA611101R2102	MP2-21G	2/20
1SFA192117R9006	P9MSCD0A37	3/87	1SFA611100R3108	MP1-31C	2/20	1SFA611101R2103	MP2-21Y	2/20
1SFA192120R9006	P9MSCD0E01	3/87	1SFA611100R4011	MP1-40R-10	2/16	1SFA611101R2104	MP2-21L	2/20
1SFA192135R9006	P9MSCD0K01	3/87	1SFA611100R4012	MP1-40G-10	2/16	1SFA611101R2105	MP2-21W	2/20
1SFA192147R9006	P9MSCD0K37	3/87	1SFA611100R4013	MP1-40Y-10	2/16	1SFA611101R3001	MP2-30R	2/15
1SFA192150R9006	P9MSCIOC01	3/87	1SFA611100R4014	MP1-40L-10	2/16	1SFA611101R3002	MP2-30G	2/15
1SFA192162R9006	P9MSCIOC37	3/87	1SFA611100R4015	MP1-40W-10	2/16	1SFA611101R3003	MP2-30Y	2/15
1SFA192165R9006	P9MSCIOE01	3/87	1SFA611100R4016	MP1-40B-10	2/16	1SFA611101R3004	MP2-30L	2/15
1SFA192240R9006	P9MSCD5A01	3/87	1SFA611100R4021	MP1-40R-20	2/16	1SFA611101R3006	MP2-30B	2/15
1SFA192250R9006	P9MSCD5A33	3/87	1SFA611100R4022	MP1-40G-20	2/16	1SFA611101R3101	MP2-31R	2/20
1SFA192252R9006	P9MSCD5A37	3/87	1SFA611100R4023	MP1-40Y-20	2/16	1SFA611101R3102	MP2-31G	2/20
1SFA192255R9006	P9MSCI5C01	3/87	1SFA611100R4025	MP1-40W-20	2/16	1SFA611101R3103	MP2-31Y	2/20
1SFA192267R9006	P9MSCI5C37	3/87	1SFA611100R4026	MP1-40B-20	2/16	1SFA611101R3104	MP2-31L	2/20
1SFA192690R9006	P9MSCZ0T01	3/88	1SFA611100R4041	MP1-40R-01	2/16	1SFA611101R3105	MP2-31W	2/20
1SFA192702R9006	P9MSCZ0T37	3/88	1SFA611100R4046	MP1-40B-01	2/16	1SFA611101R3108	MP2-31C	2/20
1SFA193020R9006	P9MSCZ5A01	3/89	1SFA611100R4071	MP1-40R-11	2/16	1SFA611101R4111	MP2-41R-10	2/21
1SFA193050R9006	P9MSCZ5H01	3/89	1SFA611100R4072	MP1-40G-11	2/16	1SFA611101R4112	MP2-41G-10	2/21
1SFA193110R9006	P9MSCZ3C01	3/89	1SFA611100R4075	MP1-40W-11	2/16	1SFA611101R4171	MP2-41R-11	2/21
1SFA193335R9006	P9MSCX0Z01	3/90	1SFA611100R4076	MP1-40B-11	2/16	1SFA611101R4172	MP2-41G-11	2/21
1SFA197001R1015	P9PLNVDG	3/99	1SFA611100R4111	MP1-41R-10	2/21	1SFA611101R7120	MP2-7120	2/22
1SFA197002R1013	P9PLNVDG	3/99	1SFA611100R4112	MP1-41G-10	2/21	1SFA611102R1001	MP3-10R	2/18
1SFA197003R1014	P9PLNVDL	3/99	1SFA611100R4113	MP1-41Y-10	2/21	1SFA611102R1002	MP3-10G	2/18
1SFA197004R1011	P9PLNVDL	3/99	1SFA611100R4114	MP1-41L-10	2/21	1SFA611102R1003	MP3-10Y	2/18
1SFA197005R1012	P9PLNVDV	3/99	1SFA611100R4115	MP1-41W-10	2/21	1SFA611102R1004	MP3-10L	2/18
1SFA197007R1045	P9PLNVJB	3/99	1SFA611100R4118	MP1-41C-10	2/21	1SFA611102R1005	MP3-10W	2/18
1SFA197008R1043	P9PLNVJG	3/99	1SFA611100R4141	MP1-41R-01	2/21	1SFA611102R1006	MP3-10B	2/18
1SFA197009R1044	P9PLNVJL	3/99	1SFA611100R4142	MP1-41G-01	2/21	1SFA611102R1008	MP3-10C	2/18
1SFA197010R1041	P9PLNVJR	3/99	1SFA611100R4143	MP1-41Y-01	2/21	1SFA611102R1101	MP3-11R	2/23
1SFA197011R1042	P9PLNVJV	3/99	1SFA611100R4171	MP1-41R-11	2/21	1SFA611102R1102	MP3-11G	2/23
1SFA197013R1075	P9PLNVNB	3/99	1SFA611100R4172	MP1-41G-11	2/21	1SFA611102R1103	MP3-11Y	2/23
1SFA197014R1073	P9PLNVNG	3/99	1SFA611100R4173	MP1-41Y-11	2/21	1SFA611102R1104	MP3-11L	2/23
1SFA197015R1074	P9PLNVNL	3/99	1SFA611100R4175	MP1-41L-11	2/21	1SFA611102R1105	MP3-11W	2/23
1SFA197016R1071	P9PLNVNR	3/99	1SFA611100R4178	MP1-41C-11	2/21	1SFA611102R1108	MP3-11C	2/23
1SFA197017R1072	P9PLNVNV	3/99	1SFA611100R6012	MP1-60-G-10	2/16	1SFA611102R2001	MP3-20R	2/18
1SFA205228R9001	P9XER4RAW-AA	3/79, 7/172	1SFA611100R6041	MP1-60R-01	2/16	1SFA611102R2002	MP3-20G	2/18
1SFA205236R8020	P9B02VN-AA	3/95	1SFA611100R6071	MP1-60R-11	2/16	1SFA611102R2003	MP3-20Y	2/18
1SFA215831R1000	P9PDNV0-AA	3/97	1SFA611100R6072	MP1-60G-11	2/16	1SFA611102R2004	MP3-20L	2/18
1SFA215832R8001	P9B10VN-AA	3/95	1SFA611100R6073	MP1-60Y-11	2/16	1SFA611102R2005	MP3-20W	2/18
1SFA215834R1300	P9PDNF0-AA	3/97	1SFA611100R7009	MP1-7009	2/17	1SFA611102R2006	MP3-20B	2/18

Index

Order code classification

Order code	Type	Page	Order code	Type	Page	Order code	Type	Page
1SFA611102R2101	MP3-21R	2/23	1SFA611133R1108	MPD4-11C	2/26	1SFA611201H1006	M2SS2-10B	2/34
1SFA611102R2102	MP3-21G	2/23	1SFA611134R1101	MPD5-11R	2/26	1SFA611201R1001	M2SS2-10R	2/34
1SFA611102R2103	MP3-21Y	2/23	1SFA611134R1102	MPD5-11G	2/26	1SFA611201R1006	M2SS2-10B	2/34
1SFA611102R2104	MP3-21L	2/23	1SFA611134R1103	MPD5-11Y	2/26	1SFA611201R1007	M2SS2-10U	2/34
1SFA611102R2105	MP3-21W	2/23	1SFA611134R1106	MPD5-11B	2/25	1SFA611201R1101	M2SS2-11R	2/40
1SFA611102R3001	MP3-30R	2/18	1SFA611134R1108	MPD5-11C	2/26	1SFA611201R1102	M2SS2-11G	2/40
1SFA611102R3002	MP3-30G	2/18	1SFA611135R1102	MPD6-11G	2/26	1SFA611201R1103	M2SS2-11Y	2/40
1SFA611102R3003	MP3-30Y	2/18	1SFA611135R1106	MPD6-11B	2/25	1SFA611201R1104	M2SS2-11L	2/40
1SFA611102R3004	MP3-30L	2/18	1SFA611135R1108	MPD6-11C	2/26	1SFA611201R1108	M2SS2-11C	2/40
1SFA611102R3005	MP3-30W	2/18	1SFA611136R1102	MPD6-11G	2/26	1SFA611201R2001	M2SS2-30R	2/34
1SFA611102R3006	MP3-30B	2/18	1SFA611136R1106	MPD7-11B	2/25	1SFA611201R2006	M2SS2-20B	2/34
1SFA611102R3101	MP3-31R	2/23	1SFA611137R1108	MPD8-11C	2/26	1SFA611201R2007	M2SS2-20U	2/34
1SFA611102R3102	MP3-31G	2/23	1SFA611138R1106	MPD9-11B	2/25	1SFA611201R2101	M2SS2-21R	2/40
1SFA611102R3103	MP3-31Y	2/23	1SFA611141R1101	MPD12-11R	2/27	1SFA611201R2102	M2SS2-21G	2/40
1SFA611102R3104	MP3-31L	2/23	1SFA611141R1102	MPD12-11G	2/27	1SFA611201R2103	M2SS2-21Y	2/40
1SFA611102R3105	MP3-31W	2/23	1SFA611141R1103	MPD12-11Y	2/27	1SFA611201R2104	M2SS2-21L	2/40
1SFA611102R3108	MP3-31C	2/23	1SFA611141R1106	MPD12-11B	2/25	1SFA611201R2108	M2SS2-21C	2/40
1SFA611102R4022	MP3-40G-20	2/18	1SFA611141R1108	MPD12-11C	2/27	1SFA611201R3001	M2SS2-30R	2/34
1SFA611102R4025	MP3-40W-20	2/18	1SFA611142R1101	MPD13-11R	2/27	1SFA611201R3006	M2SS2-30B	2/34
1SFA611102R4046	MP3-40B-01	2/18	1SFA611142R1102	MPD13-11G	2/27	1SFA611201R3007	M2SS2-30U	2/34
1SFA611102R4112	MP3-41G-10	2/24	1SFA611142R1103	MPD13-11Y	2/27	1SFA611201R3101	M2SS2-31R	2/40
1SFA611102R4113	MP3-41Y-10	2/24	1SFA611142R1106	MPD13-11B	2/25	1SFA611201R3102	M2SS2-31G	2/40
1SFA611102R4171	MP3-41R-11	2/24	1SFA611142R1108	MPD13-11C	2/27	1SFA611201R3103	M2SS2-31Y	2/40
1SFA611102R4171	MP3-41G-11	2/24	1SFA611143R1101	MPD14-11R	2/27	1SFA611201R3104	M2SS2-31L	2/40
1SFA611102R7031	MP3-7031	2/19	1SFA611143R1102	MPD14-11G	2/27	1SFA611201R3108	M2SS2-31C	2/40
1SFA611102R7036	MP3-7036	2/19	1SFA611143R1103	MPD14-11Y	2/27	1SFA611201R4016	M2SS2-40B-10	2/34
1SFA611102R7040	MP3-7040	2/24	1SFA611143R1106	MPD14-11B	2/25	1SFA611201R4026	M2SS2-40B-20	2/34
1SFA611103R1001	MP4-10R	2/18	1SFA611143R1108	MPD14-11C	2/27	1SFA611201R4046	M2SS2-40B-01	2/34
1SFA611103R1002	MP4-10G	2/18	1SFA611144R1101	MPD15-11R	2/27	1SFA611201R4076	M2SS2-40B-11	2/34
1SFA611103R1003	MP4-10Y	2/18	1SFA611144R1102	MPD15-11G	2/27	1SFA611201R4112	M2SS2-41G-10	2/41
1SFA611103R1004	MP4-10L	2/18	1SFA611144R1103	MPD15-11Y	2/27	1SFA611201R4118	M2SS2-41C-10	2/41
1SFA611103R1005	MP4-10W	2/18	1SFA611144R1106	MPD15-11B	2/25	1SFA611201R4123	M2SS2-41Y-20	2/41
1SFA611103R1006	MP4-10B	2/18	1SFA611144R1108	MPD15-11C	2/27	1SFA611201R4124	M2SS2-41L-20	2/41
1SFA611103R1008	MP4-10C	2/18	1SFA611145R1101	MPD16-11R	2/27	1SFA611201R4178	M2SS2-41C-11	2/41
1SFA611103R1101	MP4-11R	2/23	1SFA611145R1102	MPD16-11G	2/27	1SFA611202R1001	M2SS3-10R	2/34
1SFA611103R1102	MP4-11G	2/23	1SFA611145R1103	MPD16-11Y	2/27	1SFA611202R1006	M2SS3-10B	2/34
1SFA611103R1103	MP4-11Y	2/23	1SFA611145R1106	MPD16-11B	2/25	1SFA611202R1007	M2SS3-10U	2/34
1SFA611103R1104	MP4-11L	2/23	1SFA611145R1108	MPD16-11C	2/27	1SFA611202R1101	M2SS3-11R	2/40
1SFA611103R1105	MP4-11W	2/23	1SFA611146R1102	MPD17-11G	2/27	1SFA611202R1102	M2SS3-11G	2/40
1SFA611103R1108	MP4-11C	2/23	1SFA611146R1106	MPD17-11B	2/25	1SFA611202R1103	M2SS3-11Y	2/40
1SFA611103R2001	MP4-20R	2/18	1SFA611146R1108	MPD17-11C	2/27	1SFA611202R1104	M2SS3-11L	2/40
1SFA611103R2003	MP4-20Y	2/18	1SFA611148R1102	MPD19-11G	2/27	1SFA611202R1108	M2SS3-11C	2/40
1SFA611103R2004	MP4-20L	2/18	1SFA611148R1106	MPD19-11B	2/25	1SFA611202R2001	M2SS3-20R	2/34
1SFA611103R2101	MP4-21R	2/23	1SFA611148R1108	MPD19-11C	2/27	1SFA611202R2006	M2SS3-20B	2/34
1SFA611103R2102	MP4-21G	2/23	1SFA611199R1197	MP9-1197	2/17	1SFA611202R2007	M2SS3-20U	2/34
1SFA611103R2103	MP4-21Y	2/23	1SFA611199R1198	MP9-1198	2/17	1SFA611202R2101	M2SS3-21R	2/40
1SFA611103R2104	MP4-21L	2/23	1SFA611199R1200	MP9-1200	2/17	1SFA611202R2102	M2SS3-21G	2/40
1SFA611103R2105	MP4-21W	2/23	1SFA611199R1201	MP9-1201	2/17	1SFA611202R3001	M2SS3-30R	2/34
1SFA611103R3101	MP4-31R	2/23	1SFA611199R1202	MP9-1202	2/17	1SFA611202R3006	M2SS3-30B	2/34
1SFA611103R3102	MP4-31G	2/23	1SFA611199R1203	MP9-1203	2/17	1SFA611202R3101	M2SS3-31R	2/40
1SFA611103R3104	MP4-31L	2/23	1SFA611199R1204	MP9-1204	2/17	1SFA611202R3102	M2SS3-31G	2/40
1SFA611103R3108	MP4-31C	2/23	1SFA611199R1205	MP9-1205	2/17	1SFA611202R3103	M2SS3-31Y	2/40
1SFA611103R4112	MP4-41G-10	2/24	1SFA611199R1224	MP9-1224	2/17	1SFA611202R3108	M2SS3-31C	2/40
1SFA611124R1001	MPM1-10R	2/28	1SFA611199R1225	MP9-1225	2/17	1SFA611202R4016	M2SS3-40B-10	2/34
1SFA611124R1002	MPM1-10G	2/28	1SFA611200R1001	M2SS1-10R	2/34	1SFA611203R1001	M2SS4-10R	2/35
1SFA611124R1003	MPM1-10Y	2/28	1SFA611200R1006	M2SS1-10B	2/34	1SFA611203R1006	M2SS4-10B	2/35
1SFA611124R1006	MPM1-10B	2/28	1SFA611200R1007	M2SS1-10U	2/34	1SFA611203R1007	M2SS4-10U	2/35
1SFA611124R1101	MPM1-11R	2/28	1SFA611200R1101	M2SS1-11R	2/40	1SFA611203R1101	M2SS4-11R	2/42
1SFA611124R1102	MPM1-11G	2/28	1SFA611200R1102	M2SS1-11G	2/40	1SFA611203R1102	M2SS4-11G	2/42
1SFA611124R1103	MPM1-11Y	2/28	1SFA611200R1103	M2SS1-11Y	2/40	1SFA611203R1103	M2SS4-11Y	2/42
1SFA611125R1001	MPM2-10R	2/28	1SFA611200R1104	M2SS1-11L	2/40	1SFA611203R1104	M2SS4-11L	2/42
1SFA611125R1003	MPM2-10Y	2/28	1SFA611200R1108	M2SS1-11C	2/40	1SFA611203R1108	M2SS4-11C	2/42
1SFA611125R1006	MPM2-10B	2/28	1SFA611200R2001	M2SS1-20R	2/34	1SFA611203R2001	M2SS4-20R	2/35
1SFA611125R1101	MPM2-11R	2/28	1SFA611200R2006	M2SS1-20B	2/34	1SFA611203R2006	M2SS4-20B	2/35
1SFA611125R1103	MPM2-11Y	2/28	1SFA611200R2007	M2SS1-20U	2/34	1SFA611203R2007	M2SS4-20U	2/35
1SFA611130R1101	MPD1-11R	2/26	1SFA611200R2101	M2SS1-21R	2/40	1SFA611203R2101	M2SS4-21R	2/42
1SFA611130R1102	MPD1-11G	2/26	1SFA611200R2102	M2SS1-21G	2/40	1SFA611203R2102	M2SS4-21G	2/42
1SFA611130R1103	MPD1-11Y	2/26	1SFA611200R2103	M2SS1-21Y	2/40	1SFA611203R2103	M2SS4-21Y	2/42
1SFA611130R1106	MPD1-11B	2/25	1SFA611200R2104	M2SS1-21L	2/40	1SFA611203R2104	M2SS4-21L	2/42
1SFA611130R1108	MPD1-11C	2/26	1SFA611200R2108	M2SS1-21C	2/40	1SFA611203R2108	M2SS4-21C	2/42
1SFA611131R1101	MPD2-11R	2/26	1SFA611200R3001	M2SS1-30R	2/34	1SFA611203R3006	M2SS4-30B	2/35
1SFA611131R1102	MPD2-11G	2/26	1SFA611200R3006	M2SS1-30B	2/34	1SFA611203R3102	M2SS4-31G	2/42
1SFA611131R1103	MPD2-11Y	2/26	1SFA611200R3101	M2SS1-31R	2/40	1SFA611203R3108	M2SS4-31C	2/42
1SFA611131R1106	MPD2-11B	2/25	1SFA611200R3102	M2SS1-31G	2/40	1SFA611204R1001	M2SS5-10R	2/35
1SFA611131R1108	MPD2-11C	2/26	1SFA611200R3103	M2SS1-31Y	2/40	1SFA611204R1006	M2SS5-10B	2/35
1SFA611132R1101	MPD3-11R	2/26	1SFA611200R3108	M2SS1-31C	2/40	1SFA611204R1007	M2SS5-10U	2/35
1SFA611132R1102	MPD3-11G	2/26	1SFA611200R4016	M2SS1-40B-10	2/34	1SFA611204R1101	M2SS5-11R	2/42
1SFA611132R1103	MPD3-11Y	2/26	1SFA611200R4026	M2SS1-40B-20	2/34	1SFA611204R1102	M2SS5-11G	2/42
1SFA611132R1106	MPD3-11B	2/25	1SFA611200R4076	M2SS1-40B-11	2/34	1SFA611204R1103	M2SS5-11Y	2/42
1SFA611132R1108	MPD3-11C	2/26	1SFA611200R4112	M2SS1-41G-10	2/41	1SFA611204R1104	M2SS5-11L	2/42
1SFA611133R1101	MPD4-11R	2/26	1SFA611200R4113	M2SS1-41Y-10	2/41	1SFA611204R1108	M2SS5-11C	2/42
1SFA611133R1102	MPD4-11G	2/26	1SFA611200R4114	M2SS1-41L-10	2/41	1SFA611204R2001	M2SS5-20R	2/35
1SFA611133R1103	MPD4-11Y	2/26	1SFA611200R4118	M2SS1-41C-10	2/41	1SFA611204R2006	M2SS5-20B	2/35
1SFA611133R1106	MPD4-11B	2/25	1SFA611200R4171	M2SS1-41R-11	2/41	1SFA611204R2007	M2SS5-20U	2/35

Index

Order code classification

Order code	Type	Page	Order code	Type	Page	Order code	Type	Page
1SFA611204R2101	M2SS5-21R	2/42	1SFA611212R1102	M3SS3-11G	2/43	1SFA611217R1102	M3SS8-11G	2/45
1SFA611204R2102	M2SS5-21G	2/42	1SFA611212R1103	M3SS3-11Y	2/43	1SFA611217R1103	M3SS8-11Y	2/45
1SFA611204R2103	M2SS5-21Y	2/42	1SFA611212R1104	M3SS3-11L	2/43	1SFA611217R1104	M3SS8-11L	2/45
1SFA611204R2104	M2SS5-21L	2/42	1SFA611212R1108	M3SS3-11C	2/43	1SFA611217R1108	M3SS8-11C	2/45
1SFA611204R2108	M2SS5-21C	2/42	1SFA611212R2006	M3SS3-20B	2/36	1SFA611217R2006	M3SS8-20B	2/38
1SFA611204R3001	M2SS5-30R	2/35	1SFA611212R2007	M3SS3-20U	2/36	1SFA611217R2101	M3SS8-21R	2/45
1SFA611204R3006	M2SS5-30B	2/35	1SFA611212R2101	M3SS3-21R	2/43	1SFA611217R2102	M3SS8-21G	2/45
1SFA611204R3101	M2SS5-31R	2/42	1SFA611212R2102	M3SS3-21G	2/43	1SFA611217R3006	M3SS8-30B	2/38
1SFA611204R3102	M2SS5-31G	2/42	1SFA611212R2108	M3SS3-21C	2/43	1SFA611217R3101	M3SS8-31R	2/45
1SFA611204R3103	M2SS5-31Y	2/42	1SFA611212R3006	M3SS3-30B	2/36	1SFA611217R3102	M3SS8-31G	2/45
1SFA611204R3104	M2SS5-31L	2/42	1SFA611212R3108	M3SS3-31C	2/43	1SFA611220R1006	M2SSV1-10B	5/149
1SFA611204R3108	M2SS5-31C	2/42	1SFA611212R4026	M3SS3-40B-20	2/36	1SFA611221R1006	M2SSV2-10B	5/149
1SFA611205R1001	M2SS5-10R	2/35	1SFA611212R4122	M3SS3-41G-20	2/44	1SFA611222R1006	M2SSV3-10B	5/149
1SFA611205R1006	M2SS6-10B	2/35	1SFA611213R1001	M3SS4-10R	2/38	1SFA611230R1006	M3SSV1-10B	5/149
1SFA611205R1007	M2SS6-10U	2/35	1SFA611213R1006	M3SS4-10B	2/38	1SFA611231R1006	M3SSV2-10B	5/149
1SFA611205R1101	M2SS6-11R	2/42	1SFA611213R1007	M3SS4-10U	2/38	1SFA611232R1006	M3SSV3-10B	5/149
1SFA611205R1102	M2SS6-11G	2/42	1SFA611213R1101	M3SS4-11R	2/45	1SFA611250R1006	M3SSC1-10B	2/37
1SFA611205R1103	M2SS6-11Y	2/42	1SFA611213R1102	M3SS4-11G	2/45	1SFA611250R3006	M3SSC1-30B	2/37
1SFA611205R1104	M2SS6-11L	2/42	1SFA611213R1103	M3SS4-11Y	2/45	1SFA611251R1006	M3SSC2-10B	2/37
1SFA611205R1108	M2SS6-11C	2/42	1SFA611213R1104	M3SS4-11L	2/45	1SFA611251R3006	M3SSC2-30B	2/37
1SFA611205R2006	M2SS6-20B	2/35	1SFA611213R1108	M3SS4-11C	2/45	1SFA611252R1006	M3SSC3-10B	2/37
1SFA611205R2007	M2SS6-20U	2/35	1SFA611213R2001	M3SS4-20R	2/38	1SFA611252R3006	M3SSC3-30B	2/37
1SFA611205R3006	M2SS6-30B	2/35	1SFA611213R2006	M3SS4-20B	2/38	1SFA611256R1006	M3SSC7-10B	2/37
1SFA611205R3108	M2SS6-31C	2/42	1SFA611213R2007	M3SS4-20U	2/38	1SFA611256R3006	M3SSC7-30B	2/37
1SFA611210H1006	M3SS1-10B	2/36	1SFA611213R2101	M3SS4-21R	2/45	1SFA611280R1001	M2SSK1-101	2/46
1SFA611210R1001	M3SS1-10R	2/36	1SFA611213R2102	M3SS4-21G	2/45	1SFA611280R1002	M2SSK1-102	2/46
1SFA611210R1006	M3SS1-10B	2/36	1SFA611213R2103	M3SS4-21Y	2/45	1SFA611280R1003	M2SSK1-103	2/46
1SFA611210R1007	M3SS1-10U	2/36	1SFA611213R2104	M3SS4-21L	2/45	1SFA611280R1004	M2SSK1-104	2/46
1SFA611210R1101	M3SS1-11R	2/43	1SFA611213R2108	M3SS4-21C	2/45	1SFA611280R2001	M2SSK1-201	2/46
1SFA611210R1102	M3SS1-11G	2/43	1SFA611213R3006	M3SS4-30B	2/38	1SFA611280R3001	M2SSK1-301	2/46
1SFA611210R1103	M3SS1-11Y	2/43	1SFA611213R3101	M3SS4-31R	2/45	1SFA611280R3002	M2SSK1-302	2/46
1SFA611210R1104	M3SS1-11L	2/43	1SFA611213R3108	M3SS4-31C	2/45	1SFA611280R3003	M2SSK1-303	2/46
1SFA611210R1108	M3SS1-11C	2/43	1SFA611214R1001	M3SS5-10R	2/38	1SFA611280R3004	M2SSK1-304	2/46
1SFA611210R2001	M3SS1-20R	2/36	1SFA611214R1006	M3SS5-10B	2/38	1SFA611280R4011	M2SSK1-401-10	2/47
1SFA611210R2006	M3SS1-20B	2/36	1SFA611214R1007	M3SS5-10U	2/38	1SFA611281R1001	M2SSK2-101	2/46
1SFA611210R2007	M3SS1-20U	2/36	1SFA611214R1101	M3SS5-11R	2/45	1SFA611281R1002	M2SSK2-102	2/46
1SFA611210R2101	M3SS1-21R	2/43	1SFA611214R1102	M3SS5-11G	2/45	1SFA611281R1003	M2SSK2-103	2/46
1SFA611210R2102	M3SS1-21G	2/43	1SFA611214R1103	M3SS5-11Y	2/45	1SFA611281R1004	M2SSK2-104	2/46
1SFA611210R2103	M3SS1-21Y	2/43	1SFA611214R1104	M3SS5-11L	2/45	1SFA611281R2001	M2SSK2-201	2/46
1SFA611210R2104	M3SS1-21L	2/43	1SFA611214R1108	M3SS5-11C	2/45	1SFA611281R2003	M2SSK2-203	2/46
1SFA611210R2108	M3SS1-21C	2/43	1SFA611214R2006	M3SS5-20B	2/38	1SFA611281R3001	M2SSK2-301	2/46
1SFA611210R3001	M3SS1-30R	2/36	1SFA611214R2007	M3SS5-20U	2/38	1SFA611281R3002	M2SSK2-302	2/46
1SFA611210R3006	M3SS1-30B	2/36	1SFA611214R2101	M3SS5-21R	2/45	1SFA611281R3003	M2SSK2-303	2/46
1SFA611210R3007	M3SS1-30U	2/36	1SFA611214R2102	M3SS5-21G	2/45	1SFA611281R3004	M2SSK2-304	2/46
1SFA611210R3101	M3SS1-31R	2/43	1SFA611214R2103	M3SS5-21Y	2/45	1SFA611281R4011	M2SSK2-401-10	2/47
1SFA611210R3102	M3SS1-31G	2/43	1SFA611214R2104	M3SS5-21L	2/45	1SFA611281R6021	M2SSK2-601-10	2/47
1SFA611210R3103	M3SS1-31Y	2/43	1SFA611214R2108	M3SS5-21C	2/45	1SFA611282R1001	M2SSK3-101	2/46
1SFA611210R3104	M3SS1-31L	2/43	1SFA611214R3001	M3SS5-30R	2/38	1SFA611282R1002	M2SSK3-102	2/46
1SFA611210R3108	M3SS1-31C	2/43	1SFA611214R3006	M3SS5-30B	2/38	1SFA611282R1003	M2SSK3-103	2/46
1SFA611210R4026	M3SS1-40B-20	2/36	1SFA611214R3102	M3SS5-31G	2/45	1SFA611282R1004	M2SSK3-104	2/46
1SFA611210R4076	M3SS1-40B-11	2/36	1SFA611214R3108	M3SS5-31C	2/45	1SFA611282R3001	M2SSK3-301	2/46
1SFA611210R4121	M3SS1-41R-20	2/44	1SFA611215R1001	M3SS6-10R	2/38	1SFA611282R3002	M2SSK3-302	2/46
1SFA611210R4171	M3SS1-41R-11	2/44	1SFA611215R1006	M3SS6-10B	2/38	1SFA611282R3003	M2SSK3-303	2/46
1SFA611210R4122	M3SS1-41G-20	2/44	1SFA611215R1007	M3SS6-10U	2/38	1SFA611282R3004	M2SSK3-304	2/46
1SFA611210R4128	M3SS1-41C-20	2/44	1SFA611215R1101	M3SS6-11R	2/45	1SFA611283R1001	M3SSK1-101	2/48
1SFA611211H1006	M3SS2-10B	2/36	1SFA611215R1102	M3SS6-11G	2/45	1SFA611283R1002	M3SSK1-102	2/48
1SFA611211R1001	M3SS2-10R	2/36	1SFA611215R1103	M3SS6-11Y	2/45	1SFA611283R1003	M3SSK1-103	2/48
1SFA611211R1006	M3SS2-10B	2/36	1SFA611215R1104	M3SS6-11L	2/45	1SFA611283R1004	M3SSK1-104	2/48
1SFA611211R1007	M3SS2-10U	2/36	1SFA611215R1108	M3SS6-11C	2/45	1SFA611283R2001	M3SSK1-201	2/48
1SFA611211R1101	M3SS2-11R	2/43	1SFA611215R2006	M3SS6-20B	2/38	1SFA611283R2002	M3SSK1-202	2/48
1SFA611211R1102	M3SS2-11G	2/43	1SFA611215R2102	M3SS6-21G	2/45	1SFA611283R3002	M3SSK1-302	2/48
1SFA611211R1103	M3SS2-11Y	2/43	1SFA611215R2103	M3SS6-21Y	2/45	1SFA611283R3003	M3SSK1-303	2/48
1SFA611211R1104	M3SS2-11L	2/43	1SFA611215R3006	M3SS6-30B	2/38	1SFA611283R3004	M3SSK1-304	2/48
1SFA611211R1108	M3SS2-11C	2/43	1SFA611215R3104	M3SS6-31L	2/45	1SFA611283R4021	M3SSK1-401-20	2/49
1SFA611211R2001	M3SS2-20R	2/36	1SFA611216R1001	M3SS7-10R	2/36	1SFA611284R1001	M3SSK2-101	2/48
1SFA611211R2006	M3SS2-20B	2/36	1SFA611216R1006	M3SS7-10B	2/36	1SFA611284R1002	M3SSK2-102	2/48
1SFA611211R2007	M3SS2-20U	2/36	1SFA611216R1007	M3SS7-10U	2/36	1SFA611284R1003	M3SSK2-103	2/48
1SFA611211R2101	M3SS2-21R	2/43	1SFA611216R1101	M3SS7-11R	2/43	1SFA611284R1004	M3SSK2-104	2/48
1SFA611211R2102	M3SS2-21G	2/43	1SFA611216R1102	M3SS7-11G	2/43	1SFA611284R3001	M3SSK2-301	2/48
1SFA611211R2103	M3SS2-21Y	2/43	1SFA611216R1103	M3SS7-11Y	2/43	1SFA611285R1001	M3SSK3-101	2/48
1SFA611211R2104	M3SS2-21L	2/43	1SFA611216R1104	M3SS7-11L	2/43	1SFA611285R1002	M3SSK3-102	2/48
1SFA611211R2108	M3SS2-21C	2/43	1SFA611216R1108	M3SS7-11C	2/43	1SFA611285R1003	M3SSK3-103	2/48
1SFA611211R3001	M3SS2-30R	2/36	1SFA611216R2001	M3SS7-20R	2/36	1SFA611285R1004	M3SSK3-104	2/48
1SFA611211R3006	M3SS2-30B	2/36	1SFA611216R2006	M3SS7-20B	2/36	1SFA611285R3001	M3SSK3-301	2/48
1SFA611211R3101	M3SS2-31R	2/43	1SFA611216R2102	M3SS7-21G	2/43	1SFA611285R3002	M3SSK3-302	2/48
1SFA611211R3102	M3SS2-31G	2/43	1SFA611216R2104	M3SS7-21L	2/43	1SFA611285R3003	M3SSK3-303	2/48
1SFA611211R3104	M3SS2-31L	2/43	1SFA611216R2108	M3SS7-21C	2/43	1SFA611285R4021	M3SSK3-401-20	2/49
1SFA611211R3108	M3SS2-31C	2/43	1SFA611216R3006	M3SS7-30B	2/36	1SFA611286R1001	M3SSK4-101	2/48
1SFA611211R4026	M3SS2-40B-20	2/36	1SFA611216R3102	M3SS7-31G	2/43	1SFA611286R1002	M3SSK4-102	2/48
1SFA611211R4122	M3SS2-41G-20	2/44	1SFA611216R3108	M3SS7-31C	2/43	1SFA611286R3001	M3SSK4-301	2/48
1SFA611212R1001	M3SS3-10R	2/36	1SFA611217R1001	M3SS8-10R	2/38	1SFA611286R3002	M3SSK4-302	2/48
1SFA611212R1006	M3SS3-10B	2/36	1SFA611217R1006	M3SS8-10B	2/38	1SFA611287R1001	M3SSK5-101	2/48
1SFA611212R1007	M3SS3-10U	2/36	1SFA611217R1007	M3SS8-10U	2/38	1SFA611287R1003	M3SSK5-103	2/48
1SFA611212R1101	M3SS3-11R	2/43	1SFA611217R1101	M3SS8-11R	2/45	1SFA611287R3001	M3SSK5-301	2/48

Index

Order code classification

Order code	Type	Page
1SFA611288R1001	M3SSK6-101	2/48
1SFA611289R1001	M2SSK4-101	2/46
1SFA611289R1005	M2SSK4-105	2/46
1SFA611290R4001	M4SS1-10R	2/39
1SFA611290R4006	M4SS1-10B	2/39
1SFA611290R6001	M4SS1-30R	2/39
1SFA611290R6006	M4SS1-30B	2/39
1SFA611291R4001	M4SS2-10R	2/39
1SFA611291R4006	M4SS2-10B	2/39
1SFA611291R6001	M4SS2-30R	2/39
1SFA611291R6006	M4SS2-30B	2/39
1SFA611300R1006	MTS1-10B	2/54
1SFA611300R2006	MTS1-20B	2/54
1SFA611300R3006	MTS1-30B	2/54
1SFA611301R1006	MTS2-10B	2/54
1SFA611301R2006	MTS2-20B	2/54
1SFA611301R3006	MTS2-30B	2/54
1SFA611302R1006	MTS3-10B	2/54
1SFA611302R2006	MTS3-20B	2/54
1SFA611302R3006	MTS3-30B	2/54
1SFA611400R1001	ML1-100R	2/33
1SFA611400R1002	ML1-100G	2/33
1SFA611400R1003	ML1-100Y	2/33
1SFA611400R1004	ML1-100L	2/33
1SFA611400R1005	ML1-100W	2/33
1SFA611400R1008	ML1-100C	2/33
1SFA611410R1006	MT-1B	2/50
1SFA611410R1056	MT-105B	2/50
1SFA611410R1106	MT-110B	2/50
1SFA611410R1506	MT-150B	2/50
1SFA611410R2056	MT-205B	2/50
1SFA611410R2106	MT-210B	2/50
1SFA611410R2506	MT-250B	2/50
1SFA611410R3006	MT-3B	2/50
1SFA611410R3056	MT-305B	2/50
1SFA611410R3106	MT-310B	2/50
1SFA611410R3506	MT-350B	2/50
1SFA611510R1101	MPMT3-11R	2/29, 7/168
1SFA611511R1101	MPMP3-11R	2/29, 7/168
1SFA611513R1001	MPMT4-10R	2/29, 7/167
1SFA611513R1101	MPMT4-11R	2/29, 7/168
1SFA611514R1001	MPMP4-10R	2/29, 7/167
1SFA611514R1101	MPMP4-11R	2/29, 7/168
1SFA611520H1001	MPET3-10R	2/29
1SFA611520R1001	MPET3-10R	2/29, 7/167
1SFA611520R1006	MPET3-10B	2/31, 7/175
1SFA611521R1001	MPEP3-10R	2/29, 7/167
1SFA611521R1006	MPEP3-10B	2/31, 7/175
1SFA611522R1101	MPEK3-11R	2/29, 7/167
1SFA611522R1106	MPEK3-11B	2/31, 7/175
1SFA611522R1201	MPEK3-12R	2/29, 7/167
1SFA611522R1301	MPEK3-13R	2/29, 7/167
1SFA611523H1001	MPET4-10R	2/29
1SFA611523R1001	MPET4-10R	2/29, 7/167
1SFA611523R1006	MPET4-10B	2/31, 7/175
1SFA611523R2041	MPET4-20R-01	2/30, 7/167
1SFA611523R2051	MPET4-20R-02	2/30, 7/167
1SFA611523R2071	MPET4-20R-11	2/30, 7/167
1SFA611523R2091	MPET4-20R-12	2/30, 7/167
1SFA611524R1001	MPEP4-10R	2/29, 7/167
1SFA611524R1006	MPEP4-10B	2/31, 7/175
1SFA611524R2041	MPEP4-20R-01	2/30, 7/167
1SFA611524R2051	MPEP4-20R-02	2/30, 7/167
1SFA611525R1101	MPEK4-11R	2/29, 7/167
1SFA611525R1106	MPEK4-11B	2/31, 7/175
1SFA611525R1201	MPEK4-12R	2/29, 7/167
1SFA611525R1301	MPEK4-13R	2/29, 7/167
1SFA611599R1018	MPET4-1018	2/29, 7/167
1SFA611599R1021	MPET4-1021	2/29, 7/167
1SFA611601R1100	MCBH5-00	2/57
1SFA611605H1100	MCBH-00	2/57
1SFA611605H1101	MCBH-10	2/58
1SFA611605H1102	MCBH-20	2/58
1SFA611605H1110	MCBH-01	2/58
1SFA611605R1100	MCBH-00	2/57, 7/168, 173
1SFA611605R1101	MCBH-10	2/58
1SFA611605R1102	MCBH-20	2/58
1SFA611605R1110	MCBH-30	2/58
1SFA611605R1113	MCBH-01	2/58
1SFA611605R1111	MCBH-11	2/58
1SFA611605R1112	MCBH-21	2/58
1SFA611605R1120	MCBH-02	2/58
1SFA611605R1121	MCBH-12	2/58
1SFA611605R1130	MCBH-03	2/58

Order code	Type	Page
1SFA611610H1001	MCB-10	2/57
1SFA611610H1010	MCB-01	2/57
1SFA611610R1001	MCB-10	2/57, 7/168, 173
1SFA611610R1002	MCB-20	2/57
1SFA611610R1010	MCB-01	2/57, 7/168, 173
1SFA611610R1011	MCB-11	2/57
1SFA611610R1020	MCB-02	2/57
1SFA611610R1101	MCB-10G	2/57, 7/168, 173
1SFA611610R1102	MCB-20G	2/57
1SFA611610R1110	MCB-01G	2/57, 7/168, 173
1SFA611610R1111	MCB-11G	2/57
1SFA611610R1120	MCB-02G	2/57
1SFA611610R2001	MCB-10B	5/144
1SFA611610R2002	MCB-20B	5/144
1SFA611610R2010	MCB-01B	5/144
1SFA611610R2011	MCB-11B	5/144
1SFA611610R2020	MCB-02B	5/144
1SFA611610R2101	MCB-10BG	5/144
1SFA611610R2103	MCB-11BG	5/144
1SFA611612R1001	MCBL-01	2/57
1SFA611612R1010	MCBL-10	2/57
1SFA611612R1011	MLBL-01R	2/59
1SFA611612R1012	MLBL-01G	2/59
1SFA611612R1013	MLBL-01Y	2/59
1SFA611612R1015	MLBL-01W	2/59
1SFA611612R1001	MLBL-00R	2/59, 7/169
1SFA611612R1002	MLBL-00G	2/59, 7/169
1SFA611612R1003	MLBL-00Y	2/59, 7/169
1SFA611612R1004	MLBL-00L	2/59, 7/169
1SFA611612R1005	MLBL-00W	2/59, 7/169
1SFA611612R1011	MLBL-01R	2/59, 7/169
1SFA611612R1012	MLBL-01G	2/59, 7/169
1SFA611612R1013	MLBL-01Y	2/59, 7/169
1SFA611612R1014	MLBL-01L	2/59, 7/169
1SFA611612R1015	MLBL-01W	2/59, 7/169
1SFA611612R1021	MLBL-02R	2/59, 7/169
1SFA611612R1022	MLBL-02G	2/59, 7/169
1SFA611612R1023	MLBL-02Y	2/59, 7/169
1SFA611612R1024	MLBL-02L	2/59, 7/169
1SFA611612R1025	MLBL-02W	2/59, 7/169
1SFA611612R1031	MLBL-03R	2/59, 7/169
1SFA611612R1032	MLBL-03G	2/59, 7/169
1SFA611612R1033	MLBL-03Y	2/59, 7/169
1SFA611612R1034	MLBL-03L	2/59, 7/169
1SFA611612R1035	MLBL-03W	2/59, 7/169
1SFA611612R1041	MLBL-04R	2/59, 7/169
1SFA611612R1042	MLBL-04G	2/59, 7/169
1SFA611612R1043	MLBL-04Y	2/59, 7/169
1SFA611612R1044	MLBL-04L	2/59, 7/169
1SFA611612R1045	MLBL-04W	2/59, 7/169
1SFA611612R1051	MLBL-05R	2/59, 7/169
1SFA611612R1052	MLBL-05G	2/59, 7/169
1SFA611612R1053	MLBL-05Y	2/59, 7/169
1SFA611612R1054	MLBL-05L	2/59, 7/169
1SFA611612R1055	MLBL-05W	2/59, 7/169
1SFA611612R1061	MLBL-06R	2/59, 7/169
1SFA611612R1062	MLBL-06G	2/59, 7/169
1SFA611612R1063	MLBL-06Y	2/59, 7/169
1SFA611612R1064	MLBL-06L	2/59, 7/169
1SFA611612R1065	MLBL-06W	2/59, 7/169
1SFA611612R1071	MLBL-07R	2/60, 7/170
1SFA611612R1072	MLBL-07G	2/60, 7/170
1SFA611612R1073	MLBL-07Y	2/60, 7/170
1SFA611612R1074	MLBL-07L	2/60, 7/170
1SFA611612R1075	MLBL-07W	2/60, 7/170
1SFA611612R1081	MLBL-08R	2/60, 7/170
1SFA611612R1082	MLBL-08G	2/60, 7/170
1SFA611612R1083	MLBL-08Y	2/60, 7/170
1SFA611612R1084	MLBL-08L	2/60, 7/170
1SFA611612R1085	MLBL-08W	2/60, 7/170
1SFA611612R1091	MLBL-09R	2/60, 7/170
1SFA611612R1092	MLBL-09G	2/60, 7/170
1SFA611612R1093	MLBL-09Y	2/60, 7/170
1SFA611612R1094	MLBL-09L	2/60, 7/170
1SFA611612R1095	MLBL-09W	2/60, 7/170
1SFA611612R2001	MLBL-00BR	5/145
1SFA611612R2002	MLBL-00BG	5/145
1SFA611612R2003	MLBL-00BY	5/145
1SFA611612R2004	MLBL-00BL	5/145
1SFA611612R2005	MLBL-00BW	5/145
1SFA611612R2011	MLBL-01BR	5/145
1SFA611612R2012	MLBL-01BG	5/145
1SFA611612R2013	MLBL-01BY	5/145
1SFA611612R2014	MLBL-01BL	5/145

Order code	Type	Page
1SFA611621R2015	MLBL-01BW	5/145
1SFA611621R2021	MLBL-02BR	5/145
1SFA611621R2022	MLBL-02BG	5/145
1SFA611621R2023	MLBL-02BY	5/145
1SFA611621R2024	MLBL-02BL	5/145
1SFA611621R2025	MLBL-02BW	5/145
1SFA611621R2031	MLBL-03BR	5/145
1SFA611621R2032	MLBL-03BG	5/145
1SFA611621R2033	MLBL-03BY	5/145
1SFA611621R2034	MLBL-03BL	5/145
1SFA611621R2035	MLBL-03BW	5/145
1SFA611621R2041	MLBL-04BR	5/145
1SFA611621R2042	MLBL-04BG	5/145
1SFA611621R2043	MLBL-04BY	5/145
1SFA611621R2044	MLBL-04BL	5/145
1SFA611621R2045	MLBL-04BW	5/145
1SFA611621R2051	MLBL-05BR	5/145
1SFA611621R2052	MLBL-05BG	5/145
1SFA611621R2053	MLBL-05BY	5/145
1SFA611621R2054	MLBL-05BL	5/145
1SFA611621R2055	MLBL-05BW	5/145
1SFA611621R2061	MLBL-06BR	5/145
1SFA611621R2062	MLBL-06BG	5/145
1SFA611621R2063	MLBL-06BY	5/145
1SFA611621R2064	MLBL-06BL	5/145
1SFA611621R2065	MLBL-06BW	5/145
1SFA611621R2071	MLBL-07BR	5/146
1SFA611621R2072	MLBL-07BG	5/146
1SFA611621R2073	MLBL-07BY	5/146
1SFA611621R2074	MLBL-07BL	5/146
1SFA611621R2075	MLBL-07BW	5/146
1SFA611621R2081	MLBL-08BR	5/146
1SFA611621R2082	MLBL-08BG	5/146
1SFA611621R2083	MLBL-08BY	5/146
1SFA611621R2084	MLBL-08BL	5/146
1SFA611621R2085	MLBL-08BW	5/146
1SFA611621R2091	MLBL-09BR	5/146
1SFA611621R2092	MLBL-09BG	5/146
1SFA611621R2093	MLBL-09BY	5/146
1SFA611621R2094	MLBL-09BL	5/146
1SFA611621R2095	MLBL-09BW	5/146
1SFA611630R1001	MDB-1001	2/62
1SFA611630R1002	MDB-2	2/62
1SFA611701R4006	MJS1-40B	2/53
1SFA611701R6006	MJS1-60B	2/53
1SFA611702R4006	MJS2-40B	2/53
1SFA611702R6006	MJS2-60B	2/53
1SFA611703R4006	MJS3-40B	2/53
1SFA611703R6006	MJS3-60B	2/53
1SFA611704R4006	MJS4-40B	2/53
1SFA611704R6006	MJS4-60B	2/53
1SFA611705R4006	MJS5-40B	2/53
1SFA611705R6006	MJS5-60B	2/53
1SFA611706R4006	MJS6-40B	2/53
1SFA611706R6006	MJS6-60B	2/53
1SFA611707R4006	MJS7-40B	2/53
1SFA611707R6006	MJS7-60B	2/53
1SFA611708R4006	MJS8-40B	2/53
1SFA611708R6006	MJS8-60B	2/53
1SFA611709R4006	MJS9-40B	2/53
1SFA611709R6006	MJS9-60B	2/53
1SFA611710R6006	MJS10-60B	2/53
1SFA611711R4006	MJS11-40B	2/53
1SFA611711R6006	MJS11-60B	2/53
1SFA611712R4006	MJS12-40B	2/53
1SFA611712R6006	MJS12-60B	2/53
1SFA611811R1000	MEP1-0	5/143
1SFA611812R1000	MEP2-0	5/143
1SFA611812R1001	MEP2-1001	5/150
1SFA611813R1000	MEP3-0	5/143
1SFA611814R1000	MEP4-0	5/143
1SFA611816R1000	MEP6-0	5/143
1SFA611821R1000	MEPY1-0	5/143
1SFA611821R1035	MEPY1-1035	5/150, 7/171
1SFA611821R1040	MEPY1-1040	5/150, 7/171
1SFA611821R1041	MEPY1-1041	5/150, 7/171
1SFA611821R1042	MEPY1-1042	5/150, 7/171
1SFA611920H8150	MA1-8150	5/144
1SFA611920H8151	MA1-8151	2/62
1SFA611920R8001	MA1-8001	2/62
1SFA611920R8002	MA1-8002	2/61
1SFA611920R8002	MA1-8002	4/129
1SFA611920R8015	MA1-8015	2/62
1SFA611920R8015	MA1-8015	4/130

Index

Order code classification

Order code	Type	Page
1SFA611920R8019	MA1-8019	2/62
1SFA611920R8019	MA1-8019	4/130
1SFA611920R8052	MA1-8052	2/61
1SFA611920R8052	MA1-8052	4/129
1SFA611920R8053	MA1-8053	2/61
1SFA611920R8053	MA1-8053	5/143
1SFA611920R8074	MA1-8074	2/61
1SFA611920R8074	MA1-8074	4/129
1SFA611920R8126	MA1-8126	2/61
1SFA611920R8128	MA1-8128	2/61
1SFA611920R8128	MA1-8128	5/143
1SFA611920R8129	MA1-8129	5/144
1SFA611920R8130	MA1-8130	5/144
1SFA611920R8131	MA1-8131	2/62
1SFA611920R8136	MA1-8136	5/144
1SFA611920R8137	MA1-8137	2/53
1SFA611920R8138	MA1-8138	2/53
1SFA611920R8139	MA1-8139	2/25
1SFA611920R8139	MA1-8139	2/26
1SFA611920R8139	MA1-8139	2/27
1SFA611920R8149	MA1-8149	2/62
1SFA611920R8149	MA1-8149	4/130
1SFA611920R8152	MA1-8152	2/61
1SFA611920R8152	MA1-8152	4/129
1SFA611920R8153	MA1-8153	2/61
1SFA611920R8153	MA1-8153	4/129
1SFA611920R8160	MA1-8160	5/144
1SFA611920R8165	MA1-8165	2/62, 4/130
1SFA611920R8166	MA1-8166	2/62
1SFA611920R8167	MA1-8167	2/62
1SFA611925R3001	MA5-3001	5/144
1SFA611925R3002	MA5-3002	5/144
1SFA611925R3003	MA5-3003	5/144
1SFA611925R3004	MA5-3004	5/144
1SFA611925R3006	MA5-3006	5/144
1SFA611925R3007	MA5-3007	5/144
1SFA611925R3008	MA5-3008	5/144
1SFA611925R3009	MA5-3009	5/144
1SFA611930R1000	MA6-1000	5/148, 6/161
1SFA611930R1002	MA6-1002	5/148, 6/161
1SFA611930R1003	MA6-1003	5/148, 6/161
1SFA611930R1004	MA6-1004	5/148, 6/161
1SFA611930R1005	MA6-1005	5/148, 6/161
1SFA611930R1006	MA6-1006	5/148, 6/161
1SFA611930R1007	MA6-1007	5/148, 6/161
1SFA611930R1008	MA6-1008	5/148, 6/161
1SFA611930R1009	MA6-1009	5/148, 6/161
1SFA611930R1010	MA6-1010	6/162
1SFA611930R1011	MA6-1011	6/162
1SFA611930R1012	MA6-1012	5/148, 6/161
1SFA611930R1013	MA6-1013	5/148, 6/161
1SFA611930R1014	MA6-1014	5/148, 6/161
1SFA611930R1015	MA6-1015	5/148, 6/161
1SFA611930R1016	MA6-1016	5/148, 6/161
1SFA611930R1017	MA6-1017	6/162
1SFA611930R1018	MA6-1018	6/162
1SFA611930R1019	MA6-1019	6/162
1SFA611930R1020	MA6-1020	6/162
1SFA611930R1021	MA6-1021	6/162
1SFA611930R1022	MA6-1022	6/162
1SFA611930R1023	MA6-1023	6/162
1SFA611930R1024	MA6-1024	5/148, 6/161
1SFA611930R1025	MA6-1025	5/148, 6/161
1SFA611930R1026	MA6-1026	5/148, 6/161
1SFA611930R1027	MA6-1027	5/148, 6/161
1SFA611930R1028	MA6-1028	5/148, 6/161
1SFA611930R1029	MA6-1029	5/148, 6/161
1SFA611930R1032	MA6-1032	6/159
1SFA611930R1033	MA6-1033	6/159
1SFA611930R1034	MA6-1034	6/159
1SFA611930R1035	MA6-1035	6/159
1SFA611930R1036	MA6-1036	6/159
1SFA611930R1037	MA6-1037	6/159
1SFA611930R1038	MA6-1038	6/159
1SFA611930R1039	MA6-1039	6/159
1SFA611930R1040	MA6-1040	6/159
1SFA611930R1041	MA6-1041	6/159
1SFA611930R1042	MA6-1042	6/159
1SFA611930R1043	MA6-1043	6/159
1SFA611930R1044	MA6-1044	6/159
1SFA611930R1045	MA6-1045	6/159
1SFA611930R1047	MA6-1047	6/159
1SFA611930R1054	MA6-1054	6/159
1SFA611930R1058	MA6-1058	6/159

Order code	Type	Page
1SFA611930R1060	MA6-1060	5/147, 6/160
1SFA611930R1061	MA6-1061	5/147, 6/160
1SFA611930R1062	MA6-1062	5/147, 6/160
1SFA611930R1063	MA6-1063	5/147, 6/160
1SFA611930R1064	MA6-1064	5/147, 6/160
1SFA611930R1065	MA6-1065	5/147, 6/160
1SFA611930R1070	MA6-1070	6/159
1SFA611930R1071	MA6-1071	6/159
1SFA611930R1073	MA6-1073	6/159
1SFA611930R1074	MA6-1074	6/159
1SFA611930R1075	MA6-1075	6/159
1SFA611930R1076	MA6-1076	6/159
1SFA611930R1077	MA6-1077	6/159
1SFA611930R1079	MA6-1079	6/159
1SFA611930R1080	MA6-1080	6/159
1SFA611930R1082	MA6-1082	6/159
1SFA611930R1083	MA6-1083	6/159
1SFA611930R1084	MA6-1084	6/159
1SFA611930R1085	MA6-1085	6/159
1SFA611930R1086	MA6-1086	6/159
1SFA611930R1087	MA6-1087	6/159
1SFA611930R1100	MA6-1100	5/148, 6/161
1SFA611930R1101	MA6-1101	5/148, 6/161
1SFA611930R1102	MA6-1102	5/148, 6/161
1SFA611930R1103	MA6-1103	5/148, 6/161
1SFA611930R1104	MA6-1104	5/148, 6/161
1SFA611930R1118	MA6-1118	6/159
1SFA611930R1130	MA6-1130	5/147, 6/160
1SFA611930R1131	MA6-1131	5/147, 6/160
1SFA611930R1132	MA6-1132	5/147, 6/160
1SFA611930R1133	MA6-1133	5/147, 6/160
1SFA611930R1134	MA6-1134	5/147, 6/160
1SFA611930R1135	MA6-1135	5/147, 6/160
1SFA611930R1136	MA6-1136	5/147, 6/160
1SFA611930R1137	MA6-1137	5/147, 6/160
1SFA611930R1138	MA6-1138	5/147, 6/160
1SFA611930R1139	MA6-1139	5/147, 6/160
1SFA611930R1140	MA6-1140	5/147, 6/160
1SFA611930R1141	MA6-1141	5/147, 6/160
1SFA611930R1152	MA6-1152	5/147, 6/160
1SFA611930R1153	MA6-1153	5/147, 6/160
1SFA611930R1170	MA6-1170	5/147, 6/160
1SFA611930R1171	MA6-1171	5/147, 6/160
1SFA611930R1172	MA6-1172	5/147, 6/160
1SFA611930R1173	MA6-1173	5/147, 6/160
1SFA611930R1174	MA6-1174	5/147, 6/160
1SFA611930R1175	MA6-1175	5/147, 6/160
1SFA611930R1176	MA6-1176	5/147, 6/160
1SFA611930R1177	MA6-1177	5/147, 6/160
1SFA611930R1178	MA6-1178	5/147, 6/160
1SFA611930R1179	MA6-1179	5/147, 6/160
1SFA611930R1190	MA6-1190	5/147, 6/160
1SFA611930R1191	MA6-1191	5/147, 6/160
1SFA611930R1192	MA6-1192	5/147, 6/160
1SFA611930R1193	MA6-1193	5/147, 6/160
1SFA611930R1194	MA6-1194	5/147, 6/160
1SFA611930R1210	MA6-1210	6/159
1SFA611930R1240	MA6-1240	2/53
1SFA611930R1241	MA6-1241	2/53
1SFA611930R1242	MA6-1242	2/53
1SFA611930R1252	MA6-1252	2/50
1SFA611940R1000	MA16-1000	6/163
1SFA611940R1001	MA16-1001	6/163
1SFA616105R4001	KP6-40R	2/32
1SFA616105R4002	KP6-40G	2/32
1SFA616105R4006	KP6-40B	2/32
1SFA616160R1001	KPR1-100R	2/51
1SFA616160R1002	KPR1-100G	2/51
1SFA616160R1003	KPR1-100Y	2/51
1SFA616160R1004	KPR1-100L	2/51
1SFA616160R1005	KPR1-100W	2/51
1SFA616160R1006	KPR1-100B	2/51
1SFA616160R1014	KPR1-101L	2/51
1SFA616160R1015	KPR1-101W	2/51
1SFA616160R1022	KPR1-102G	2/51
1SFA616160R1025	KPR1-102W	2/51
1SFA616160R1035	KPR1-103W	2/51
1SFA616160R1046	KPR1-104B	2/51
1SFA616161R1001	KPR2-100R	2/51
1SFA616161R1006	KPR2-100B	2/51
1SFA616161R1051	KPR2-105R	2/51
1SFA616162R1001	KPR3-100R	2/52
1SFA616162R1002	KPR3-100G	2/52
1SFA616162R1003	KPR3-100Y	2/52

Order code	Type	Page
1SFA616162R1004	KPR3-100L	2/52
1SFA616162R1005	KPR3-100W	2/52
1SFA616162R1006	KPR3-100B	2/52
1SFA616162R1014	KPR3-101L	2/52
1SFA616162R1015	KPR3-101W	2/52
1SFA616162R1032	KPR3-103G	2/52
1SFA616162R1046	KPR3-104B	2/52
1SFA616163R1001	KPR4-100R	2/52
1SFA616163R1006	KPR4-100B	2/52
1SFA616163R1051	KPR4-105R	2/52
1SFA616163R1056	KPR4-105B	2/52
1SFA616903R1019	KTC3-1019	2/33, 4/124
1SFA616903R1020	KTC3-1020	2/33, 4/124
1SFA616903R9000	KTC3-9000	2/33, 4/124
1SFA616915R1005	KTC15-1005	6/162
1SFA616915R1038	KTC15-1038	6/162
1SFA616915R6005	KTC15-6005	6/162
1SFA616920R8005	KA1-8005	2/33
1SFA616920R8010	KA1-8010	2/61
1SFA616920R8010	KA1-8010	4/129
1SFA616920R8020	KA1-8020	2/61
1SFA616920R8020	KA1-8020	4/129
1SFA616920R8021	KA1-8021	2/61
1SFA616920R8021	KA1-8021	4/129
1SFA616920R8022	KA1-8022	2/61
1SFA616920R8022	KA1-8022	4/129
1SFA616920R8024	KA1-8024	2/61
1SFA616920R8027	KA1-8027	2/61
1SFA616920R8028	KA1-8028	2/61
1SFA616920R8028	KA1-8028	4/129
1SFA616920R8029	KA1-8029	2/61
1SFA616920R8030	KA1-8030	2/61
1SFA616920R8045	KA1-8045	5/144
1SFA616920R8046	KA1-8046	2/51
1SFA616920R8047	KA1-8047	2/51
1SFA616920R8072	KA1-8072	4/129
1SFA616920R8073	KA1-8073	2/61
1SFA616920R8073	KA1-8073	4/129
1SFA616920R8074	KA1-8074	2/61
1SFA616920R8080	KA1-8080	2/61
1SFA616920R8120	KA1-8120	6/159
1SFA616920R8121	KA1-8121	6/159
1SFA619100R1011	CP1-10R-10	4/109
1SFA619100R1012	CP1-10G-10	4/109
1SFA619100R1013	CP1-10Y-10	4/109
1SFA619100R1014	CP1-10L-10	4/109
1SFA619100R1015	CP1-10W-10	4/109
1SFA619100R1016	CP1-10B-10	4/109
1SFA619100R1021	CP1-10R-20	4/109
1SFA619100R1022	CP1-10G-20	4/109
1SFA619100R1023	CP1-10Y-20	4/109
1SFA619100R1024	CP1-10L-20	4/109
1SFA619100R1025	CP1-10W-20	4/109
1SFA619100R1026	CP1-10B-20	4/109
1SFA619100R1041	CP1-10R-01	4/109
1SFA619100R1046	CP1-10B-01	4/109
1SFA619100R1051	CP1-10R-02	4/109
1SFA619100R1056	CP1-10B-02	4/109
1SFA619100R1071	CP1-10R-11	4/109
1SFA619100R1072	CP1-10G-11	4/109
1SFA619100R1073	CP1-10Y-11	4/109
1SFA619100R1074	CP1-10L-11	4/109
1SFA619100R1075	CP1-10W-11	4/109
1SFA619100R1076	CP1-10B-11	4/109
1SFA619100R1111	CP1-11R-10	4/114
1SFA619100R1112	CP1-11G-10	4/114
1SFA619100R1113	CP1-11Y-10	4/114
1SFA619100R1114	CP1-11L-10	4/114
1SFA619100R1118	CP1-11C-10	4/114
1SFA619100R1141	CP1-11R-01	4/114
1SFA619100R1211	CP1-12R-10	4/114
1SFA619100R1212	CP1-12G-10	4/114
1SFA619100R1213	CP1-12Y-10	4/114
1SFA619100R1214	CP1-12L-10	4/114
1SFA619100R1218	CP1-12C-10	4/114
1SFA619100R1241	CP1-12R-01	4/114
1SFA619100R1311	CP1-13R-10	4/114
1SFA619100R1312	CP1-13G-10	4/114
1SFA619100R1313	CP1-13Y-10	4/114
1SFA619100R1314	CP1-13L-10	4/114
1SFA619100R1318	CP1-13C-10	4/114
1SFA619100R1341	CP1-13R-01	4/114
1SFA619100R3011	CP1-30R-10	

Index

Order code classification

Order code	Type	Page	Order code	Type	Page	Order code	Type	Page
1SFA619100R3013	CP1-30Y-10	4/109	1SFA619101R3076	CP2-30B-11	4/111	1SFA619103R1218	CP4-12C-10	4/117
1SFA619100R3014	CP1-30L-10	4/109	1SFA619102R1011	CP3-10R-10	4/112	1SFA619103R1241	CP4-12R-01	4/117
1SFA619100R3015	CP1-30W-10	4/109	1SFA619102R1012	CP3-10G-10	4/112	1SFA619103R1311	CP4-13R-10	4/117
1SFA619100R3016	CP1-30B-10	4/109	1SFA619102R1013	CP3-10Y-10	4/112	1SFA619103R1312	CP4-13G-10	4/117
1SFA619100R3021	CP1-30R-20	4/109	1SFA619102R1014	CP3-10L-10	4/112	1SFA619103R1313	CP4-13Y-10	4/117
1SFA619100R3022	CP1-30G-20	4/109	1SFA619102R1015	CP3-10W-10	4/112	1SFA619103R1314	CP4-13L-10	4/117
1SFA619100R3023	CP1-30Y-20	4/109	1SFA619102R1016	CP3-10B-10	4/112	1SFA619103R1318	CP4-13C-10	4/117
1SFA619100R3024	CP1-30L-20	4/109	1SFA619102R1021	CP3-10R-20	4/112	1SFA619103R1341	CP4-13R-01	4/117
1SFA619100R3025	CP1-30W-20	4/109	1SFA619102R1022	CP3-10G-20	4/112	1SFA619103R3012	CP4-30G-10	4/113
1SFA619100R3026	CP1-30B-20	4/109	1SFA619102R1023	CP3-10Y-20	4/112	1SFA619103R3022	CP4-30G-20	4/113
1SFA619100R3041	CP1-30R-01	4/109	1SFA619102R1024	CP3-10L-20	4/112	1SFA619103R3071	CP4-30R-11	4/113
1SFA619100R3046	CP1-30B-01	4/109	1SFA619102R1025	CP3-10W-20	4/112	1SFA619105R1021	CP6-10R-20	4/121
1SFA619100R3051	CP1-30R-02	4/109	1SFA619102R1026	CP3-10B-20	4/112	1SFA619105R1022	CP6-10G-20	4/121
1SFA619100R3056	CP1-30B-02	4/109	1SFA619102R1041	CP3-10R-01	4/112	1SFA619105R1026	CP6-10B-20	4/121
1SFA619100R3071	CP1-30R-11	4/109	1SFA619102R1046	CP3-10B-01	4/112	1SFA619105R1051	CP6-10R-02	4/121
1SFA619100R3072	CP1-30G-11	4/109	1SFA619102R1051	CP3-10R-02	4/112	1SFA619105R1056	CP6-10B-02	4/121
1SFA619100R3073	CP1-30Y-11	4/109	1SFA619102R1056	CP3-10B-02	4/112	1SFA619105R1071	CP6-10R-11	4/121
1SFA619100R3074	CP1-30L-11	4/109	1SFA619102R1071	CP3-10R-11	4/112	1SFA619105R1072	CP6-10G-11	4/121
1SFA619100R3075	CP1-30W-11	4/109	1SFA619102R1072	CP3-10G-11	4/112	1SFA619105R1076	CP6-10B-11	4/121
1SFA619100R3076	CP1-30B-11	4/109	1SFA619102R1073	CP3-10Y-11	4/112	1SFA619110R1012	CP11-10G-10	4/110
1SFA619100R3111	CP1-31R-10	4/114	1SFA619102R1074	CP3-10L-11	4/112	1SFA619110R1015	CP11-10W-10	4/110
1SFA619100R3112	CP1-31G-10	4/114	1SFA619102R1075	CP3-10W-11	4/112	1SFA619110R1072	CP11-10G-11	4/110
1SFA619100R3113	CP1-31Y-10	4/114	1SFA619102R1076	CP3-10B-11	4/112	1SFA619110R1075	CP11-10W-11	4/110
1SFA619100R3114	CP1-31L-10	4/114	1SFA619102R1111	CP3-11R-10	4/116	1SFA619110R3015	CP11-30W-10	4/110
1SFA619100R3118	CP1-31C-10	4/114	1SFA619102R1112	CP3-11G-10	4/116	1SFA619120R1015	CP12-10W-10	4/110
1SFA619100R3141	CP1-31R-01	4/114	1SFA619102R1113	CP3-11Y-10	4/116	1SFA619120R1075	CP12-10W-11	4/110
1SFA619100R3144	CP1-31L-01	4/114	1SFA619102R1114	CP3-11L-10	4/116	1SFA619126R1071	CPM3-10R-11	4/118
1SFA619101R1011	CP2-10R-10	4/111	1SFA619102R1118	CP3-11C-10	4/116	1SFA619126R1072	CPM3-10G-11	4/118
1SFA619101R1012	CP2-10G-10	4/111	1SFA619102R1141	CP3-11R-01	4/116	1SFA619126R1073	CPM3-10Y-11	4/118
1SFA619101R1013	CP2-10Y-10	4/111	1SFA619102R1211	CP3-12R-10	4/116	1SFA619126R1074	CPM3-10L-11	4/118
1SFA619101R1014	CP2-10L-10	4/111	1SFA619102R1212	CP3-12G-10	4/116	1SFA619126R1076	CPM3-10B-11	4/118
1SFA619101R1015	CP2-10W-10	4/111	1SFA619102R1213	CP3-12Y-10	4/116	1SFA619130R1041	CP13-10R-01	4/110
1SFA619101R1016	CP2-10B-10	4/111	1SFA619102R1214	CP3-12L-10	4/116	1SFA619130R1071	CP13-10R-11	4/110
1SFA619101R1021	CP2-10R-20	4/111	1SFA619102R1218	CP3-12C-10	4/116	1SFA619130R1076	CP13-10B-11	4/110
1SFA619101R1022	CP2-10G-20	4/111	1SFA619102R1241	CP3-12R-01	4/116	1SFA619132R1041	CP33-10R-01	4/112
1SFA619101R1023	CP2-10Y-20	4/111	1SFA619102R1311	CP3-13R-10	4/116	1SFA619132R1046	CP33-10B-01	4/112
1SFA619101R1024	CP2-10L-20	4/111	1SFA619102R1312	CP3-13G-10	4/116	1SFA619132R1056	CP33-10G-02	4/112
1SFA619101R1025	CP2-10W-20	4/111	1SFA619102R1313	CP3-13Y-10	4/116	1SFA619199R1005	CP9-1005	4/110
1SFA619101R1026	CP2-10B-20	4/111	1SFA619102R1314	CP3-13L-10	4/116	1SFA619199R1006	CP9-1006	4/110
1SFA619101R1041	CP2-10R-01	4/111	1SFA619102R1318	CP3-13C-10	4/116	1SFA619199R1007	CP9-1007	4/110
1SFA619101R1046	CP2-10B-01	4/111	1SFA619102R1341	CP3-13R-01	4/116	1SFA619199R1008	CP9-1008	4/110
1SFA619101R1051	CP2-10R-02	4/111	1SFA619102R3012	CP3-30G-10	4/112	1SFA619199R1009	CP9-1009	4/110
1SFA619101R1056	CP2-10B-02	4/111	1SFA619102R3015	CP3-30W-10	4/112	1SFA619199R1015	CP9-1015	4/110
1SFA619101R1071	CP2-10R-11	4/111	1SFA619102R3016	CP3-30B-10	4/112	1SFA619199R1016	CP9-1016	4/110
1SFA619101R1072	CP2-10G-11	4/111	1SFA619102R3021	CP3-30R-20	4/112	1SFA619199R1018	CP9-1018	4/112
1SFA619101R1073	CP2-10Y-11	4/111	1SFA619102R3022	CP3-30G-20	4/112	1SFA619199R1019	CP9-1019	4/110
1SFA619101R1074	CP2-10L-11	4/111	1SFA619102R3023	CP3-30Y-20	4/112	1SFA619199R1020	CP9-1020	4/110
1SFA619101R1075	CP2-10W-11	4/111	1SFA619102R3024	CP3-30L-20	4/112	1SFA619199R1021	CP9-1021	4/110
1SFA619101R1076	CP2-10B-11	4/111	1SFA619102R3025	CP3-30W-20	4/112	1SFA619199R1032	CP9-1032	4/110
1SFA619101R1111	CP2-11R-10	4/115	1SFA619102R3026	CP3-30B-20	4/112	1SFA619199R1033	CP9-1033	4/110
1SFA619101R1112	CP2-11G-10	4/115	1SFA619102R3041	CP3-30R-01	4/112	1SFA619199R1034	CP9-1034	4/110
1SFA619101R1113	CP2-11Y-10	4/115	1SFA619102R3046	CP3-30B-01	4/112	1SFA619199R1036	CP9-1036	4/110
1SFA619101R1114	CP2-11L-10	4/115	1SFA619102R3071	CP3-30R-11	4/112	1SFA619199R1040	CP9-1040	4/110
1SFA619101R1118	CP2-11C-10	4/115	1SFA619102R3072	CP3-30G-11	4/112	1SFA619199R1041	CP9-1041	4/110
1SFA619101R1141	CP2-11R-01	4/115	1SFA619102R3075	CP3-30W-11	4/112	1SFA619199R1052	CP9-1052	4/110
1SFA619101R1211	CP2-12R-10	4/115	1SFA619102R3076	CP3-30B-11	4/112	1SFA619199R1077	CP9-1077	4/110
1SFA619101R1212	CP2-12G-10	4/115	1SFA619103R1011	CP4-10R-10	4/113	1SFA619200R1016	C2S51-10B-10	4/126
1SFA619101R1213	CP2-12Y-10	4/115	1SFA619103R1012	CP4-10G-10	4/113	1SFA619200R1026	C2S51-10B-20	4/126
1SFA619101R1214	CP2-12L-10	4/115	1SFA619103R1013	CP4-10Y-10	4/113	1SFA619200R1046	C2S51-10B-01	4/126
1SFA619101R1218	CP2-12C-10	4/115	1SFA619103R1014	CP4-10L-10	4/113	1SFA619200R1076	C2S51-10B-11	4/126
1SFA619101R1241	CP2-12R-01	4/115	1SFA619103R1015	CP4-10W-10	4/113	1SFA619200R3016	C2S51-30B-10	4/126
1SFA619101R1311	CP2-13R-10	4/115	1SFA619103R1016	CP4-10B-10	4/113	1SFA619200R3026	C2S51-30B-20	4/126
1SFA619101R1312	CP2-13G-10	4/115	1SFA619103R1021	CP4-10R-20	4/113	1SFA619200R3046	C2S51-30B-01	4/126
1SFA619101R1313	CP2-13Y-10	4/115	1SFA619103R1022	CP4-10G-20	4/113	1SFA619200R3076	C2S51-30B-11	4/126
1SFA619101R1314	CP2-13L-10	4/115	1SFA619103R1026	CP4-10B-20	4/113	1SFA619201R1016	C2S52-10B-10	4/126
1SFA619101R1318	CP2-13C-10	4/115	1SFA619103R1041	CP4-10R-01	4/113	1SFA619201R1026	C2S52-10B-20	4/126
1SFA619101R1341	CP2-13R-01	4/115	1SFA619103R1051	CP4-10R-02	4/113	1SFA619201R1046	C2S52-10B-01	4/126
1SFA619101R3011	CP2-30R-10	4/111	1SFA619103R1056	CP4-10B-02	4/113	1SFA619201R1076	C2S52-10B-11	4/126
1SFA619101R3012	CP2-30G-10	4/111	1SFA619103R1071	CP4-10R-11	4/113	1SFA619201R3016	C2S52-30B-10	4/126
1SFA619101R3014	CP2-30L-10	4/111	1SFA619103R1072	CP4-10G-11	4/113	1SFA619201R3026	C2S52-30B-20	4/126
1SFA619101R3015	CP2-30W-10	4/111	1SFA619103R1073	CP4-10Y-11	4/113	1SFA619201R3046	C2S52-30B-01	4/126
1SFA619101R3016	CP2-30B-10	4/111	1SFA619103R1074	CP4-10L-11	4/113	1SFA619201R3076	C2S52-30B-11	4/126
1SFA619101R3021	CP2-30R-20	4/111	1SFA619103R1075	CP4-10W-11	4/113	1SFA619202R1016	C2S53-10B-10	4/126
1SFA619101R3022	CP2-30G-20	4/111	1SFA619103R1076	CP4-10B-11	4/113	1SFA619202R1026	C2S53-10B-20	4/126
1SFA619101R3023	CP2-30Y-20	4/111	1SFA619103R1111	CP4-11R-10	4/117	1SFA619202R1046	C2S53-10B-01	4/126
1SFA619101R3024	CP2-30L-20	4/111	1SFA619103R1112	CP4-11G-10	4/117	1SFA619202R1076	C2S53-10B-11	4/126
1SFA619101R3025	CP2-30W-20	4/111	1SFA619103R1113	CP4-11Y-10	4/117	1SFA619202R3016	C2S53-30B-10	4/126
1SFA619101R3026	CP2-30B-20	4/111	1SFA619103R1114	CP4-11L-10	4/117	1SFA619202R3026	C2S53-30B-20	4/126
1SFA619101R3041	CP2-30R-01	4/111	1SFA619103R1118	CP4-11C-10	4/117	1SFA619202R3076	C2S53-30B-11	4/126
1SFA619101R3046	CP2-30B-01	4/111	1SFA619103R1141	CP4-11R-01	4/117	1SFA619204R3016	C2S55-30B-10	4/126
1SFA619101R3051	CP2-30R-02	4/111	1SFA619103R1211	CP4-12R-10	4/117	1SFA619204R3076	C2S55-30B-11	4/126
1SFA619101R3071	CP2-30R-11	4/111	1SFA619103R1212	CP4-12G-10	4/117	1SFA619210R1026	C3S51-10B-02	4/127
1SFA619101R3072	CP2-30G-11	4/111	1SFA619103R1213	CP4-12Y-10	4/117	1SFA619210R1076	C3S51-10B-11	4/127
1SFA619101R3073	CP2-30Y-11	4/111	1SFA619103R1214	CP4-12L-10	4/117	1SFA619210R3026	C3S51-30B-20	4/127

Index

Order code classification

Order code	Type	Page	Order code	Type	Page	Order code	Type	Page
1SFA619210R3076	C3SS1-30B-11	4/127	1SFA619403R6234	CL2-623L	4/123	1SFA620920R2037	P9ACC37	3/100
1SFA619211R1026	C3SS2-10B-20	4/127	1SFA619403R6238	CL2-623C	4/123	1SFA620920R2095	P9ACC95	3/100
1SFA619211R1076	C3SS2-10B-11	4/127	1SFA619500R1041	CE3T-10R-01	4/119, 7/173	SK615502-D	-	2/61
1SFA619211R3026	C3SS2-30B-20	4/127	1SFA619500R1046	CE3T-10B-01	4/120, 7/176	SK615502-D	-	4/129
1SFA619211R3076	C3SS2-30B-11	4/127	1SFA619500R1051	CE3T-10R-02	4/119, 7/173	SK615512-1	-	2/61
1SFA619212R1026	C3SS3-10B-20	4/127	1SFA619500R1071	CE3T-10R-11	4/119, 7/173	SK615512-1	-	4/129
1SFA619212R1076	C3SS3-10B-11	4/127	1SFA619500R1076	CE3T-10B-11	4/120, 7/176	SK615516-1	-	5/144
1SFA619212R3026	C3SS3-30B-20	4/127	1SFA619501H1041	CE3P-10R-01	4/119	SK615546-1	-	6/162
1SFA619212R3076	C3SS3-30B-11	4/127	1SFA619501R1041	CE3P-10R-01	4/119, 7/173	SK615546-13	-	6/162
1SFA619213R1026	C3SS4-10B-20	4/127	1SFA619501R1051	CE3P-10R-02	4/119, 7/173	SK615546-15	-	6/162
1SFA619213R1076	C3SS4-10B-11	4/127	1SFA619501R1071	CE3P-10R-11	4/119, 7/173	SK615546-2	-	6/162
1SFA619214R1026	C3SS5-10B-20	4/127	1SFA619501R1076	CE3P-10B-11	4/120, 7/176	SK615546-3	-	6/162
1SFA619214R1076	C3SS5-10B-11	4/127	1SFA619502R1041	CE3K1-10R-01	4/119, 7/173	SK615546-4	-	6/162
1SFA619214R3026	C3SS5-30B-20	4/127	1SFA619502R1051	CE3K1-10R-02	4/119, 7/173	SK615546-5	-	6/162
1SFA619216R1026	C3SS7-10B-20	4/127	1SFA619502R1071	CE3K1-10R-11	4/119, 7/173	SK615546-6	-	6/162
1SFA619216R1076	C3SS7-10B-11	4/127	1SFA619502R1076	CE3K1-10B-11	4/120, 7/176	SK615546-8	-	6/162
1SFA619216R3026	C3SS7-30B-20	4/127	1SFA619550R1016	CE4T-10B-10	4/120, 7/176	SK615550-29	-	6/163
1SFA619402R1001	CL-100R	4/124	1SFA619550R1026	CE4T-10B-20	4/120, 7/176	SK615550-44	-	6/163
1SFA619402R1002	CL-100G	4/124	1SFA619550R1041	CE4T-10R-01	4/119, 7/173	SK615550-61	-	6/163
1SFA619402R1003	CL-100Y	4/124	1SFA619550R1046	CE4T-10B-01	4/120, 7/176	SK615550-62	-	6/163
1SFA619402R1004	CL-100L	4/124	1SFA619550R1051	CE4T-10R-02	4/119, 7/173	SK615550-80	-	6/163
1SFA619402R1005	CL-100W	4/124	1SFA619550R1056	CE4T-10B-02	4/120, 7/176	SK615550-81	-	6/163
1SFA619402R1008	CL-100C	4/124	1SFA619550R1071	CE4T-10R-11	4/119, 7/173	SK615552-13	-	6/163
1SFA619403H5021	CL2-502R	4/122	1SFA619550R1076	CE4T-10B-11	4/120, 7/176	SK615552-14	-	6/163
1SFA619403H5022	CL2-502G	4/122	1SFA619551H1041	CE4P-10R-01	4/119	SK615552-15	-	6/163
1SFA619403H5023	CL2-502Y	4/122	1SFA619551H1051	CE4P-10R-02	4/119	SK615552-16	-	6/163
1SFA619403H5071	CL2-507R	4/122	1SFA619551R1041	CE4P-10R-01	4/119, 7/173	SK615552-17	-	6/163
1SFA619403H5072	CL2-507G	4/122	1SFA619551R1051	CE4P-10R-02	4/119, 7/173	SK615552-21	-	6/163
1SFA619403H5151	CL2-515R	4/122	1SFA619551R1071	CE4P-10R-11	4/119, 7/173	SK615552-22	-	6/163
1SFA619403H5152	CL2-515G	4/122	1SFA619551R1076	CE4P-10B-11	4/120, 7/176	SK615552-23	-	6/163
1SFA619403H5201	CL2-520R	4/123	1SFA619552R1041	CE4K1-10R-01	4/119, 7/173	SK615552-25	-	6/163
1SFA619403H5202	CL2-520G	4/123	1SFA619552R1051	CE4K1-10R-02	4/119, 7/173	SK615552-27	-	6/163
1SFA619403H5231	CL2-523R	4/123	1SFA619552R1071	CE4K1-10R-11	4/119, 7/173	SK615552-28	-	6/163
1SFA619403H5232	CL2-523G	4/123	1SFA619552R1076	CE4K1-10B-11	4/120, 7/176	SK615552-29	-	6/163
1SFA619403H5233	CL2-523Y	4/123	1SFA619599R1010	CE9-1010	4/119, 7/173	SK615552-30	-	6/163
1SFA619403H5238	CL2-523C	4/123	1SFA619599R1011	CE9-1011	4/119, 7/173	SK615552-31	-	6/163
1SFA619403R5011	CL2-501R	4/122	1SFA619599R1012	CE9-1012	4/119	SK615552-32	-	6/163
1SFA619403R5012	CL2-501G	4/122	1SFA619600R6002	CB1-600G	4/128	SK615562-12	-	6/163
1SFA619403R5013	CL2-501Y	4/122	1SFA619600R6012	CB1-601G	4/128	SK615562-82	-	6/163
1SFA619403R5014	CL2-501L	4/122	1SFA619600R6022	CB1-602G	4/128	SK615562-87	-	2/50
1SFA619403R5018	CL2-501C	4/122	1SFA619600R6032	CB1-603G	4/128	SK615562-88	-	2/50
1SFA619403R5021	CL2-502R	4/122	1SFA619600H6101	CB1-610R	4/128	SK616016-2	-	2/61
1SFA619403R5022	CL2-502G	4/122	1SFA619600R6101	CB1-610R	4/128	SK616016-2	-	4/129
1SFA619403R5023	CL2-502Y	4/122	1SFA619600H6103	CB1-610Y	4/128			
1SFA619403R5024	CL2-502L	4/122	1SFA619600R6103	CB1-610Y	4/128			
1SFA619403R5028	CL2-502C	4/122	1SFA619600R6111	CB1-611R	4/128			
1SFA619403R5061	CL2-506R	4/122	1SFA619600R6113	CB1-611Y	4/128			
1SFA619403R5062	CL2-506G	4/122	1SFA619600R6121	CB1-612R	4/128			
1SFA619403R5063	CL2-506Y	4/122	1SFA619600R6123	CB1-612Y	4/128			
1SFA619403R5064	CL2-506L	4/122	1SFA619600H6131	CB1-613R	4/128			
1SFA619403R5068	CL2-506C	4/122	1SFA619600R6131	CB1-613R	4/128			
1SFA619403R5071	CL2-507R	4/122	1SFA619600R6133	CB1-613Y	4/128			
1SFA619403R5072	CL2-507G	4/122	1SFA619600R6206	CB1-620B	4/128			
1SFA619403R5073	CL2-507Y	4/122	1SFA619600R6216	CB1-621B	4/128			
1SFA619403R5074	CL2-507L	4/122	1SFA619600R6226	CB1-622B	4/128			
1SFA619403R5078	CL2-507C	4/122	1SFA619600R6236	CB1-623B	4/128			
1SFA619403R5131	CL2-513R	4/122	1SFA619600H6306	CB1-630B	4/128			
1SFA619403R5132	CL2-513G	4/122	1SFA619600R6306	CB1-630B	4/128			
1SFA619403R5133	CL2-513Y	4/122	1SFA619600R6316	CB1-631B	4/128			
1SFA619403R5134	CL2-513L	4/122	1SFA619600R6326	CB1-632B	4/128			
1SFA619403R5138	CL2-513C	4/122	1SFA619600R6336	CB1-633B	4/128			
1SFA619403R5151	CL2-515R	4/122	1SFA619811R1000	CEP1-0	5/143			
1SFA619403R5152	CL2-515G	4/122	1SFA619811R1001	CEP1-1001	5/150, 7/177			
1SFA619403R5153	CL2-515Y	4/122	1SFA619811R1002	CEP1-1002	5/150, 7/177			
1SFA619403R5154	CL2-515L	4/122	1SFA619811R2001	CEP1-2001	5/150, 7/177			
1SFA619403R5158	CL2-515C	4/122	1SFA619811R2002	CEP1-2002	5/150, 7/177			
1SFA619403R5201	CL2-520R	4/123	1SFA619821R1000	CEPY1-0	5/143			
1SFA619403R5202	CL2-520G	4/123	1SFA619821R1001	CEPY1-1001	5/150, 7/174			
1SFA619403R5203	CL2-520Y	4/123	1SFA619821R1002	CEPY1-1002	5/150, 7/174			
1SFA619403R5204	CL2-520L	4/123	1SFA619821R1006	CEPY1-1006	5/150, 7/174			
1SFA619403R5208	CL2-520C	4/123	1SFA619821R2001	CEPY1-2001	5/150, 7/174			
1SFA619403R5231	CL2-523R	4/123	1SFA619821R2002	CEPY1-2002	5/150, 7/174			
1SFA619403R5232	CL2-523G	4/123	1SFA619920R8053	CA1-8053	4/129, 5/143			
1SFA619403R5233	CL2-523Y	4/123	1SFA619920R8054	CA1-8054	4/129, 5/143, 7/177			
1SFA619403R5234	CL2-523L	4/123	1SFA619920R8077	CA1-8077	4/129			
1SFA619403R5238	CL2-523C	4/123	1SFA619920R8078	CA1-8078	4/129			
1SFA619403R5421	CL2-542R	4/123	1SFA619920R8080	CA1-8080	4/130			
1SFA619403R5422	CL2-542G	4/123	1SFA619930R1024	CA6-1024	5/148, 6/161			
1SFA619403R5423	CL2-542Y	4/123	1SFA619930R1026	CA6-1026	5/148, 6/161			
1SFA619403R5424	CL2-542L	4/123	1SFA619930R1027	CA6-1027	5/148, 6/161			
1SFA619403R5428	CL2-542C	4/123	1SFA620702R8207	P9MMN2TG	3/91			
1SFA619403R6231	CL2-623R	4/123	1SFA620708R8207	P9MMB2TG	3/91			
1SFA619403R6232	CL2-623G	4/123	1SFA620920R2001	P9ACC01	3/100			
1SFA619403R6233	CL2-623Y	4/123	1SFA620920R2033	P9ACC33	3/100			

Index

Type classification

Type	Order code	Page
-	SK615502-D	2/61
-	SK615502-D	4/129
-	SK615512-1	2/61
-	SK615512-1	4/129
-	SK615516-1	5/144
-	SK615546-1	6/162
-	SK615546-13	6/162
-	SK615546-15	6/162
-	SK615546-2	6/162
-	SK615546-3	6/162
-	SK615546-4	6/162
-	SK615546-5	6/162
-	SK615546-6	6/162
-	SK615546-8	6/162
-	SK615550-29	6/163
-	SK615550-44	6/163
-	SK615550-61	6/163
-	SK615550-62	6/163
-	SK615550-80	6/163
-	SK615550-81	6/163
-	SK615552-13	6/163
-	SK615552-14	6/163
-	SK615552-15	6/163
-	SK615552-16	6/163
-	SK615552-17	6/163
-	SK615552-21	6/163
-	SK615552-22	6/163
-	SK615552-23	6/163
-	SK615552-25	6/163
-	SK615552-27	6/163
-	SK615552-28	6/163
-	SK615552-29	6/163
-	SK615552-30	6/163
-	SK615552-31	6/163
-	SK615552-32	6/163
-	SK615562-12	6/163
-	SK615562-82	6/163
-	SK615562-87	2/50
-	SK615562-88	2/50
-	SK616016-2	2/61
-	SK616016-2	4/129
080CPN	1SFA170190R8000	3/100
080CPR	1SFA170191R8000	3/100
080CPT	1SFA170198R8000	3/100
080CPV	1SFA170192R8000	3/100
080SP1	1SFA170801R1001	5/153
080SP12	1SFA170808R1012	5/153
080SP12SF	1SFA170858R4000	5/154
080SP12SFC	1SFA170856R2000	5/154
080SP12SFE	1SFA170857R3012	5/153
080SP18	1SFA170809R1018	5/153
080SP18SF	1SFA170861R4000	5/154
080SP18SFC	1SFA170859R2000	5/154
080SP1M	1SFA170831R1001	5/153
080SP1MSF	1SFA170840R4000	5/154
080SP1MSFC	1SFA170838R2000	5/154
080SP1MSFE	1SFA170839R3001	5/153
080SP1SF	1SFA170837R4000	5/154
080SP1SFC	1SFA170835R2000	5/154
080SP1SFE	1SFA170836R3001	5/153
080SP2	1SFA170802R1002	5/153
080SP24	1SFA170810R1024	5/153
080SP2M	1SFA170832R1002	5/153
080SP2MSF	1SFA170846R4000	5/154
080SP2MSFC	1SFA170844R2000	5/154
080SP2SF	1SFA170843R4000	5/154
080SP2SFC	1SFA170841R2000	5/154
080SP2SFE	1SFA170842R3002	5/153
080SP3	1SFA170803R1003	5/153
080SP3SF	1SFA170849R4000	5/154
080SP3SFC	1SFA170847R2000	5/154
080SP3SFE	1SFA170848R3003	5/153
080SP4	1SFA170804R1004	5/153
080SP4M	1SFA170834R1004	5/153
080SP4SFE	1SFA170850R3004	5/153
080SP6	1SFA170806R1006	5/153
080SP6SFE	1SFA170852R3006	5/153
080SP8	1SFA170807R1008	5/153
080SP8SF	1SFA170855R4000	5/154
080SP8SFC	1SFA170853R2000	5/154
080SP8SFE	1SFA170854R3008	5/153
BA9S110LEDB	1SFA187180R1045	3/98, 4/125
BA9S110LEDG	1SFA187181R1043	3/98, 4/125
BA9S110LEDL	1SFA187182R1044	3/98, 4/125

Type	Order code	Page
BA9S110LEDR	1SFA187183R1041	3/98, 4/125
BA9S110LEDV	1SFA187184R1042	3/98, 4/125
BA9S12LEDB	1SFA187165R1015	3/98, 4/125
BA9S12LEDG	1SFA187166R1013	3/98, 4/125
BA9S12LEDL	1SFA187167R1014	3/98, 4/125
BA9S12LEDR	1SFA187168R1011	3/98, 4/125
BA9S12LEDV	1SFA187169R1012	3/98, 4/125
BA9S130LED	1SFA187190R1045	3/98, 4/125
BA9S230LEDB	1SFA187185R1055	3/98, 4/125
BA9S230LEDG	1SFA187186R1053	3/98, 4/125
BA9S230LEDL	1SFA187187R1054	3/98, 4/125
BA9S230LEDR	1SFA187188R1051	3/98, 4/125
BA9S230LEDV	1SFA187189R1052	3/98, 4/125
BA9S24LEDB	1SFA187170R1025	3/98, 4/125
BA9S24LEDG	1SFA187171R1023	3/98, 4/125
BA9S24LEDL	1SFA187172R1024	3/98, 4/125
BA9S24LEDR	1SFA187173R1021	3/98, 4/125
BA9S24LEDV	1SFA187174R1022	3/98, 4/125
BA9S48LEDB	1SFA187175R1035	3/98, 4/125
BA9S48LEDG	1SFA187176R1033	3/98, 4/125
BA9S48LEDL	1SFA187177R1034	3/98, 4/125
BA9S48LEDR	1SFA187178R1031	3/98, 4/125
BA9S48LEDV	1SFA187179R1032	3/98, 4/125
BA9S60LED	1SFA187191R1045	3/98, 4/125
BA9S6LEDB	1SFA187160R1005	3/98, 4/125
BA9S6LEDG	1SFA187161R1003	3/98, 4/125
BA9S6LEDL	1SFA187162R1004	3/98, 4/125
BA9S6LEDR	1SFA187163R1001	3/98, 4/125
BA9S6LEDV	1SFA187164R1002	3/98, 4/125
C2SS1-10B-01	1SFA619200R1046	4/126
C2SS1-10B-10	1SFA619200R1016	4/126
C2SS1-10B-11	1SFA619200R1076	4/126
C2SS1-10B-20	1SFA619200R1026	4/126
C2SS1-30B-01	1SFA619200R3046	4/126
C2SS1-30B-10	1SFA619200R3016	4/126
C2SS1-30B-11	1SFA619200R3076	4/126
C2SS1-30B-20	1SFA619200R3026	4/126
C2SS2-10B-01	1SFA619201R1046	4/126
C2SS2-10B-10	1SFA619201R1016	4/126
C2SS2-10B-11	1SFA619201R1076	4/126
C2SS2-10B-20	1SFA619201R1026	4/126
C2SS2-30B-01	1SFA619201R3046	4/126
C2SS2-30B-10	1SFA619201R3016	4/126
C2SS2-30B-11	1SFA619201R3076	4/126
C2SS2-30B-20	1SFA619201R3026	4/126
C2SS3-10B-01	1SFA619202R1046	4/126
C2SS3-10B-10	1SFA619202R1016	4/126
C2SS3-10B-11	1SFA619202R1076	4/126
C2SS3-10B-20	1SFA619202R1026	4/126
C2SS3-30B-10	1SFA619202R3016	4/126
C2SS3-30B-11	1SFA619202R3076	4/126
C2SS3-30B-20	1SFA619202R3026	4/126
C2SS5-30B-10	1SFA619204R3016	4/126
C2SS5-30B-11	1SFA619204R3076	4/126
C3SS1-10B-11	1SFA619210R1076	4/127
C3SS1-10B-20	1SFA619210R1026	4/127
C3SS1-30B-11	1SFA619210R3076	4/127
C3SS1-30B-20	1SFA619210R3026	4/127
C3SS2-10B-11	1SFA619211R1076	4/127
C3SS2-10B-20	1SFA619211R1026	4/127
C3SS2-30B-11	1SFA619211R3076	4/127
C3SS2-30B-20	1SFA619211R3026	4/127
C3SS3-10B-11	1SFA619212R1076	4/127
C3SS3-10B-20	1SFA619212R1026	4/127
C3SS3-30B-11	1SFA619212R3076	4/127
C3SS3-30B-20	1SFA619212R3026	4/127
C3SS4-10B-11	1SFA619213R1076	4/127
C3SS4-10B-20	1SFA619213R1026	4/127
C3SS5-10B-11	1SFA619214R1076	4/127
C3SS5-10B-20	1SFA619214R1026	4/127
C3SS5-30B-20	1SFA619214R3026	4/127
C3SS7-10B-11	1SFA619216R1076	4/127
C3SS7-10B-20	1SFA619216R1026	4/127
C3SS7-30B-20	1SFA619216R3026	4/127
CA1-8053	1SFA619920R8053	4/129, 5/143
CA1-8054	1SFA619920R8054	4/129, 5/143, 7/177
CA1-8077	1SFA619920R8077	4/129
CA1-8078	1SFA619920R8078	4/129
CA1-8080	1SFA619920R8080	4/130
CA6-1024	1SFA619930R1024	5/148, 6/161
CA6-1026	1SFA619930R1026	5/148, 6/161
CA6-1027	1SFA619930R1027	5/148, 6/161
CB1-600G	1SFA619600R6002	4/128
CB1-601G	1SFA619600R6012	4/128

Type	Order code	Page
CB1-602G	1SFA619600R6022	4/128
CB1-603G	1SFA619600R6032	4/128
CB1-610R	1SFA619600H6101	4/128
CB1-610R	1SFA619600R6101	4/128
CB1-610Y	1SFA619600H6103	4/128
CB1-610Y	1SFA619600R6103	4/128
CB1-611R	1SFA619600R6111	4/128
CB1-611Y	1SFA619600R6113	4/128
CB1-612R	1SFA619600R6121	4/128
CB1-612Y	1SFA619600R6123	4/128
CB1-613R	1SFA619600H6131	4/128
CB1-613R	1SFA619600R6131	4/128
CB1-613Y	1SFA619600R6133	4/128
CB1-620B	1SFA619600R6206	4/128
CB1-621B	1SFA619600R6216	4/128
CB1-622B	1SFA619600R6226	4/128
CB1-623B	1SFA619600R6236	4/128
CB1-630B	1SFA619600H6306	4/128
CB1-630B	1SFA619600R6306	4/128
CB1-631B	1SFA619600R6316	4/128
CB1-632B	1SFA619600R6326	4/128
CB1-633B	1SFA619600R6336	4/128
CE3K1-10B-11	1SFA619502R1076	4/120, 7/176
CE3K1-10R-01	1SFA619502R1041	4/119, 7/173
CE3K1-10R-02	1SFA619502R1051	4/119, 7/173
CE3K1-10R-11	1SFA619502R1071	4/119, 7/173
CE3P-10B-11	1SFA619501R1076	4/120, 7/176
CE3P-10R-01	1SFA619501H1041	4/119
CE3P-10R-01	1SFA619501R1041	4/119, 7/173
CE3P-10R-02	1SFA619501R1051	4/119, 7/173
CE3P-10R-11	1SFA619501R1071	4/119, 7/173
CE3T-10B-01	1SFA619500R1046	4/120, 7/176
CE3T-10B-11	1SFA619500R1076	4/120, 7/176
CE3T-10R-01	1SFA619500R1041	4/119, 7/173
CE3T-10R-02	1SFA619500R1051	4/119, 7/173
CE3T-10R-11	1SFA619500R1071	4/119, 7/173
CE4K1-10B-11	1SFA619552R1076	4/120, 7/176
CE4K1-10R-01	1SFA619552R1041	4/119, 7/173
CE4K1-10R-02	1SFA619552R1051	4/119, 7/173
CE4K1-10R-11	1SFA619552R1071	4/119, 7/173
CE4P-10B-11	1SFA619551R1076	4/120, 7/176
CE4P-10R-01	1SFA619551H1041	4/119
CE4P-10R-01	1SFA619551R1041	4/119, 7/173
CE4P-10R-02	1SFA619551H1051	4/119
CE4P-10R-02	1SFA619551R1051	4/119, 7/173
CE4P-10R-11	1SFA619551R1071	4/119, 7/173
CE4T-10B-01	1SFA619550R1046	4/120, 7/176
CE4T-10B-02	1SFA619550R1056	4/120, 7/176
CE4T-10B-10	1SFA619550R1016	4/120, 7/176
CE4T-10B-11	1SFA619550R1076	4/120, 7/176
CE4T-10B-20	1SFA619550R1026	4/120, 7/176
CE4T-10R-01	1SFA619550R1041	4/119, 7/173
CE4T-10R-02	1SFA619550R1051	4/119, 7/173
CE4T-10R-11	1SFA619550R1071	4/119, 7/173
CE9-1010	1SFA619599R1010	4/119, 7/173
CE9-1011	1SFA619599R1011	4/119, 7/173
CE9-1012	1SFA619599R1012	4/119
CEP1-0	1SFA619811R1000	5/143
CEP1-1001	1SFA619811R1001	5/150, 7/177
CEP1-1002	1SFA619811R1002	5/150, 7/177
CEP1-2001	1SFA619811R2001	5/150, 7/177
CEP1-2002	1SFA619811R2002	5/150, 7/177
CEPY1-0	1SFA619821R1000	5/143
CEPY1-1001	1SFA619821R1001	5/150, 7/174
CEPY1-1002	1SFA619821R1002	5/150, 7/174
CEPY1-1006	1SFA619821R1006	5/150, 7/174
CEPY1-2001	1SFA619821R2001	5/150, 7/174
CEPY1-2002	1SFA619821R2002	5/150, 7/174
CL-100C	1SFA619402R1008	4/124
CL-100G	1SFA619402R1002	4/124
CL-100L	1SFA619402R1004	4/124
CL-100R	1SFA619402R1001	4/124
CL-100W	1SFA619402R1005	4/124
CL-100Y	1SFA619402R1003	4/124
CL2-501C	1SFA619403R5018	4/122
CL2-501G	1SFA619403R5012	4/122
CL2-501L	1SFA619403R5014	4/122
CL2-501R	1SFA619403R5011	4/122
CL2-501Y	1SFA619403R5013	4/122
CL2-502C	1SFA619403R5028	4/122
CL2-502G	1SFA619403H5022	4/122
CL2-502T	1SFA619403R5022	4/122
CL2-502L	1SFA619403R5024	4/122
CL2-502R	1SFA619403H5021	4/122

Index

Type classification

Type	Order code	Page	Type	Order code	Page	Type	Order code	Page
CL2-502R	1SFA619403R5021	4/122	CP1-12R-01	1SFA619100R1241	4/114	CP2-30G-20	1SFA619101R3022	4/111
CL2-502Y	1SFA619403H5023	4/122	CP1-12R-10	1SFA619100R1211	4/114	CP2-30L-10	1SFA619101R3014	4/111
CL2-502Y	1SFA619403R5023	4/122	CP1-12Y-10	1SFA619100R1213	4/114	CP2-30L-20	1SFA619101R3024	4/111
CL2-506C	1SFA619403R5068	4/122	CP1-13C-10	1SFA619100R1318	4/114	CP2-30R-01	1SFA619101R3041	4/111
CL2-506G	1SFA619403R5062	4/122	CP1-13G-10	1SFA619100R1312	4/114	CP2-30R-02	1SFA619101R3051	4/111
CL2-506L	1SFA619403R5064	4/122	CP1-13L-10	1SFA619100R1314	4/114	CP2-30R-10	1SFA619101R3011	4/111
CL2-506R	1SFA619403R5061	4/122	CP1-13R-01	1SFA619100R1341	4/114	CP2-30R-11	1SFA619101R3071	4/111
CL2-506Y	1SFA619403R5063	4/122	CP1-13R-10	1SFA619100R1311	4/114	CP2-30R-20	1SFA619101R3021	4/111
CL2-507C	1SFA619403R5078	4/122	CP1-13Y-10	1SFA619100R1313	4/114	CP2-30W-10	1SFA619101R3015	4/111
CL2-507G	1SFA619403H5072	4/122	CP1-30B-01	1SFA619100R3046	4/109	CP2-30W-20	1SFA619101R3025	4/111
CL2-507G	1SFA619403R5072	4/122	CP1-30B-02	1SFA619100R3056	4/109	CP2-30Y-11	1SFA619101R3073	4/111
CL2-507L	1SFA619403R5074	4/122	CP1-30B-10	1SFA619100R3016	4/109	CP2-30Y-20	1SFA619101R3023	4/111
CL2-507R	1SFA619403H5071	4/122	CP1-30B-11	1SFA619100R3076	4/109	CP3-10B-01	1SFA619102R1046	4/112
CL2-507R	1SFA619403R5071	4/122	CP1-30B-20	1SFA619100R3026	4/109	CP3-10B-02	1SFA619102R1056	4/112
CL2-507Y	1SFA619403R5073	4/122	CP1-30G-10	1SFA619100R3012	4/109	CP3-10B-10	1SFA619102R1016	4/112
CL2-513C	1SFA619403R5138	4/122	CP1-30G-11	1SFA619100R3072	4/109	CP3-10B-11	1SFA619102R1076	4/112
CL2-513G	1SFA619403R5132	4/122	CP1-30G-20	1SFA619100R3022	4/109	CP3-10B-20	1SFA619102R1026	4/112
CL2-513L	1SFA619403R5134	4/122	CP1-30L-10	1SFA619100R3014	4/109	CP3-10G-10	1SFA619102R1012	4/112
CL2-513R	1SFA619403R5131	4/122	CP1-30L-11	1SFA619100R3074	4/109	CP3-10G-11	1SFA619102R1072	4/112
CL2-513Y	1SFA619403R5133	4/122	CP1-30L-20	1SFA619100R3024	4/109	CP3-10G-20	1SFA619102R1022	4/112
CL2-515C	1SFA619403R5158	4/122	CP1-30R-01	1SFA619100R3041	4/109	CP3-10L-10	1SFA619102R1014	4/112
CL2-515G	1SFA619403H5152	4/122	CP1-30R-02	1SFA619100R3051	4/109	CP3-10L-11	1SFA619102R1074	4/112
CL2-515G	1SFA619403R5152	4/122	CP1-30R-10	1SFA619100R3011	4/109	CP3-10L-20	1SFA619102R1024	4/112
CL2-515L	1SFA619403R5154	4/122	CP1-30R-11	1SFA619100R3071	4/109	CP3-10R-01	1SFA619102R1041	4/112
CL2-515R	1SFA619403H5151	4/122	CP1-30R-20	1SFA619100R3021	4/109	CP3-10R-02	1SFA619102R1051	4/112
CL2-515R	1SFA619403R5151	4/122	CP1-30W-10	1SFA619100R3015	4/109	CP3-10R-10	1SFA619102R1011	4/112
CL2-515Y	1SFA619403R5153	4/122	CP1-30W-11	1SFA619100R3075	4/109	CP3-10R-11	1SFA619102R1071	4/112
CL2-520C	1SFA619403R5208	4/123	CP1-30W-20	1SFA619100R3025	4/109	CP3-10R-20	1SFA619102R1021	4/112
CL2-520G	1SFA619403H5202	4/123	CP1-30Y-10	1SFA619100R3013	4/109	CP3-10W-10	1SFA619102R1015	4/112
CL2-520G	1SFA619403R5202	4/123	CP1-30Y-11	1SFA619100R3073	4/109	CP3-10W-11	1SFA619102R1075	4/112
CL2-520L	1SFA619403R5204	4/123	CP1-30Y-20	1SFA619100R3023	4/109	CP3-10W-20	1SFA619102R1025	4/112
CL2-520R	1SFA619403H5201	4/123	CP1-31C-10	1SFA619100R3118	4/114	CP3-10Y-10	1SFA619102R1013	4/112
CL2-520R	1SFA619403R5201	4/123	CP1-31G-10	1SFA619100R3112	4/114	CP3-10Y-11	1SFA619102R1073	4/112
CL2-520Y	1SFA619403R5203	4/123	CP1-31L-01	1SFA619100R3144	4/114	CP3-10Y-20	1SFA619102R1023	4/112
CL2-523C	1SFA619403H5238	4/123	CP1-31L-10	1SFA619100R3114	4/114	CP3-11C-10	1SFA619102R1118	4/116
CL2-523C	1SFA619403R5238	4/123	CP1-31R-01	1SFA619100R3141	4/114	CP3-11G-10	1SFA619102R1112	4/116
CL2-523G	1SFA619403H5232	4/123	CP1-31R-10	1SFA619100R3111	4/114	CP3-11L-10	1SFA619102R1114	4/116
CL2-523G	1SFA619403R5232	4/123	CP1-31Y-10	1SFA619100R3113	4/114	CP3-11R-01	1SFA619102R1141	4/116
CL2-523L	1SFA619403R5234	4/123	CP2-10B-01	1SFA619101R1046	4/111	CP3-11R-10	1SFA619102R1111	4/116
CL2-523R	1SFA619403H5231	4/123	CP2-10B-02	1SFA619101R1056	4/111	CP3-11Y-10	1SFA619102R1113	4/116
CL2-523R	1SFA619403R5231	4/123	CP2-10B-10	1SFA619101R1016	4/111	CP3-12C-10	1SFA619102R1218	4/116
CL2-523Y	1SFA619403H5233	4/123	CP2-10B-11	1SFA619101R1076	4/111	CP3-12G-10	1SFA619102R1212	4/116
CL2-523Y	1SFA619403R5233	4/123	CP2-10B-20	1SFA619101R1026	4/111	CP3-12L-10	1SFA619102R1214	4/116
CL2-542C	1SFA619403R5428	4/123	CP2-10G-10	1SFA619101R1012	4/111	CP3-12R-01	1SFA619102R1241	4/116
CL2-542G	1SFA619403R5422	4/123	CP2-10G-11	1SFA619101R1072	4/111	CP3-12R-10	1SFA619102R1211	4/116
CL2-542L	1SFA619403R5424	4/123	CP2-10G-20	1SFA619101R1022	4/111	CP3-12Y-10	1SFA619102R1213	4/116
CL2-542R	1SFA619403R5421	4/123	CP2-10L-10	1SFA619101R1014	4/111	CP3-13C-10	1SFA619102R1318	4/116
CL2-542Y	1SFA619403R5423	4/123	CP2-10L-11	1SFA619101R1074	4/111	CP3-13G-10	1SFA619102R1312	4/116
CL2-623C	1SFA619403R6238	4/123	CP2-10L-20	1SFA619101R1024	4/111	CP3-13L-10	1SFA619102R1314	4/116
CL2-623G	1SFA619403R6232	4/123	CP2-10R-01	1SFA619101R1041	4/111	CP3-13R-01	1SFA619102R1341	4/116
CL2-623L	1SFA619403R6234	4/123	CP2-10R-02	1SFA619101R1051	4/111	CP3-13R-10	1SFA619102R1311	4/116
CL2-623R	1SFA619403R6231	4/123	CP2-10R-10	1SFA619101R1011	4/111	CP3-13Y-10	1SFA619102R1313	4/116
CL2-623Y	1SFA619403R6233	4/123	CP2-10R-11	1SFA619101R1071	4/111	CP3-30B-01	1SFA619102R3046	4/112
CP1-10B-01	1SFA619100R1046	4/109	CP2-10R-20	1SFA619101R1021	4/111	CP3-30B-10	1SFA619102R3016	4/112
CP1-10B-02	1SFA619100R1056	4/109	CP2-10W-10	1SFA619101R1015	4/111	CP3-30B-11	1SFA619102R3076	4/112
CP1-10B-10	1SFA619100R1016	4/109	CP2-10W-11	1SFA619101R1075	4/111	CP3-30B-20	1SFA619102R3026	4/112
CP1-10B-11	1SFA619100R1076	4/109	CP2-10W-20	1SFA619101R1025	4/111	CP3-30G-10	1SFA619102R3012	4/112
CP1-10B-20	1SFA619100R1026	4/109	CP2-10Y-10	1SFA619101R1013	4/111	CP3-30G-11	1SFA619102R3072	4/112
CP1-10G-10	1SFA619100R1012	4/109	CP2-10Y-11	1SFA619101R1073	4/111	CP3-30G-20	1SFA619102R3022	4/112
CP1-10G-11	1SFA619100R1072	4/109	CP2-10Y-20	1SFA619101R1023	4/111	CP3-30L-20	1SFA619102R3024	4/112
CP1-10G-20	1SFA619100R1022	4/109	CP2-11C-10	1SFA619101R1118	4/115	CP3-30R-01	1SFA619102R3041	4/112
CP1-10L-10	1SFA619100R1014	4/109	CP2-11G-10	1SFA619101R1112	4/115	CP3-30R-11	1SFA619102R3071	4/112
CP1-10L-11	1SFA619100R1074	4/109	CP2-11L-10	1SFA619101R1114	4/115	CP3-30R-20	1SFA619102R3021	4/112
CP1-10L-20	1SFA619100R1024	4/109	CP2-11R-01	1SFA619101R1141	4/115	CP3-30W-10	1SFA619102R3015	4/112
CP1-10R-01	1SFA619100R1041	4/109	CP2-11R-10	1SFA619101R1111	4/115	CP3-30W-11	1SFA619102R3075	4/112
CP1-10R-02	1SFA619100R1051	4/109	CP2-11Y-10	1SFA619101R1113	4/115	CP3-30W-20	1SFA619102R3025	4/112
CP1-10R-10	1SFA619100R1011	4/109	CP2-12C-10	1SFA619101R1218	4/115	CP3-30Y-20	1SFA619102R3023	4/112
CP1-10R-11	1SFA619100R1071	4/109	CP2-12G-10	1SFA619101R1212	4/115	CP4-10B-02	1SFA619103R1056	4/113
CP1-10R-20	1SFA619100R1021	4/109	CP2-12L-10	1SFA619101R1214	4/115	CP4-10B-10	1SFA619103R1016	4/113
CP1-10W-10	1SFA619100R1015	4/109	CP2-12R-01	1SFA619101R1241	4/115	CP4-10B-11	1SFA619103R1076	4/113
CP1-10W-11	1SFA619100R1075	4/109	CP2-12R-10	1SFA619101R1211	4/115	CP4-10B-20	1SFA619103R1026	4/113
CP1-10W-20	1SFA619100R1025	4/109	CP2-12Y-10	1SFA619101R1213	4/115	CP4-10G-10	1SFA619103R1012	4/113
CP1-10Y-10	1SFA619100R1013	4/109	CP2-13C-10	1SFA619101R1318	4/115	CP4-10G-11	1SFA619103R1072	4/113
CP1-10Y-11	1SFA619100R1073	4/109	CP2-13G-10	1SFA619101R1312	4/115	CP4-10G-20	1SFA619103R1022	4/113
CP1-10Y-20	1SFA619100R1023	4/109	CP2-13L-10	1SFA619101R1314	4/115	CP4-10L-10	1SFA619103R1014	4/113
CP1-11C-10	1SFA619100R1118	4/114	CP2-13R-01	1SFA619101R1341	4/115	CP4-10L-11	1SFA619103R1074	4/113
CP1-11G-10	1SFA619100R1112	4/114	CP2-13R-10	1SFA619101R1311	4/115	CP4-10R-01	1SFA619103R1041	4/113
CP1-11L-10	1SFA619100R1114	4/114	CP2-13Y-10	1SFA619101R1313	4/115	CP4-10R-02	1SFA619103R1051	4/113
CP1-11R-01	1SFA619100R1141	4/114	CP2-30B-01	1SFA619101R3046	4/111	CP4-10R-10	1SFA619103R1011	4/113
CP1-11R-10	1SFA619100R1111	4/114	CP2-30B-10	1SFA619101R3016	4/111	CP4-10R-11	1SFA619103R1071	4/113
CP1-11Y-10	1SFA619100R1113	4/114	CP2-30B-11	1SFA619101R3076	4/111	CP4-10R-20	1SFA619103R1021	4/113
CP1-12C-10	1SFA619100R1218	4/114	CP2-30B-20	1SFA619101R3026	4/111	CP4-10W-10	1SFA619103R1015	4/113
CP1-12G-10	1SFA619100R1212	4/114	CP2-30G-10	1SFA619101R3012	4/111	CP4-10W-11	1SFA619103R1075	4/113
CP1-12L-10	1SFA619100R1214	4/114	CP2-30G-11	1SFA619101R3072	4/111	CP4-10Y-10	1SFA619103R1013	4/113

Index

Type classification

Type	Order code	Page	Type	Order code	Page	Type	Order code	Page
CP4-10Y-11	1SFA619103R1073	4/113	KA1-8047	1SFA616920R8047	2/51	M2SS2-11Y	1SFA611201R1103	2/40
CP4-11C-10	1SFA619103R1118	4/117	KA1-8072	1SFA616920R8072	4/129	M2SS2-20B	1SFA611201R2006	2/34
CP4-11G-10	1SFA619103R1112	4/117	KA1-8073	1SFA616920R8073	2/61	M2SS2-20R	1SFA611201R2001	2/34
CP4-11L-10	1SFA619103R1114	4/117	KA1-8073	1SFA616920R8073	4/129	M2SS2-20U	1SFA611201R2007	2/34
CP4-11R-01	1SFA619103R1141	4/117	KA1-8074	1SFA616920R8074	2/61	M2SS2-21C	1SFA611201R2108	2/40
CP4-11R-10	1SFA619103R1111	4/117	KA1-8080	1SFA616920R8080	2/61	M2SS2-21G	1SFA611201R2102	2/40
CP4-11Y-10	1SFA619103R1113	4/117	KA1-8120	1SFA616920R8120	6/159	M2SS2-21L	1SFA611201R2104	2/40
CP4-12C-10	1SFA619103R1218	4/117	KA1-8121	1SFA616920R8121	6/159	M2SS2-21R	1SFA611201R2101	2/40
CP4-12G-10	1SFA619103R1212	4/117	KP6-40B	1SFA616105R4006	2/32	M2SS2-21Y	1SFA611201R2103	2/40
CP4-12L-10	1SFA619103R1214	4/117	KP6-40G	1SFA616105R4002	2/32	M2SS2-30B	1SFA611201R3006	2/34
CP4-12R-01	1SFA619103R1241	4/117	KP6-40R	1SFA616105R4001	2/32	M2SS2-30R	1SFA611201R3001	2/34
CP4-12R-10	1SFA619103R1211	4/117	KPR1-100B	1SFA616160R1006	2/51	M2SS2-30U	1SFA611201R3007	2/34
CP4-12Y-10	1SFA619103R1213	4/117	KPR1-100G	1SFA616160R1002	2/51	M2SS2-31C	1SFA611201R3108	2/40
CP4-13C-10	1SFA619103R1318	4/117	KPR1-100L	1SFA616160R1004	2/51	M2SS2-31G	1SFA611201R3102	2/40
CP4-13G-10	1SFA619103R1312	4/117	KPR1-100R	1SFA616160R1001	2/51	M2SS2-31L	1SFA611201R3104	2/40
CP4-13L-10	1SFA619103R1314	4/117	KPR1-100W	1SFA616160R1005	2/51	M2SS2-31R	1SFA611201R3101	2/40
CP4-13R-01	1SFA619103R1341	4/117	KPR1-100Y	1SFA616160R1003	2/51	M2SS2-31Y	1SFA611201R3103	2/40
CP4-13R-10	1SFA619103R1311	4/117	KPR1-101L	1SFA616160R1014	2/51	M2SS2-40B-01	1SFA611201R4046	2/34
CP4-13Y-10	1SFA619103R1313	4/117	KPR1-101W	1SFA616160R1015	2/51	M2SS2-40B-10	1SFA611201R4016	2/34
CP4-30G-10	1SFA619103R3012	4/113	KPR1-102G	1SFA616160R1022	2/51	M2SS2-40B-11	1SFA611201R4076	2/34
CP4-30G-20	1SFA619103R3022	4/113	KPR1-102W	1SFA616160R1025	2/51	M2SS2-40B-20	1SFA611201R4026	2/34
CP4-30R-11	1SFA619103R3071	4/113	KPR1-103W	1SFA616160R1035	2/51	M2SS2-41C-10	1SFA611201R4118	2/41
CP6-10B-02	1SFA619105R1056	4/121	KPR1-104B	1SFA616160R1046	2/51	M2SS2-41C-11	1SFA611201R4178	2/41
CP6-10B-11	1SFA619105R1076	4/121	KPR2-100B	1SFA616161R1006	2/51	M2SS2-41G-10	1SFA611201R4112	2/41
CP6-10B-20	1SFA619105R1026	4/121	KPR2-100R	1SFA616161R1001	2/51	M2SS2-41L-20	1SFA611201R4124	2/41
CP6-10G-11	1SFA619105R1072	4/121	KPR2-105R	1SFA616161R1051	2/51	M2SS2-41Y-20	1SFA611201R4123	2/41
CP6-10G-20	1SFA619105R1022	4/121	KPR3-100B	1SFA616162R1006	2/52	M2SS3-10B	1SFA611202R1006	2/34
CP6-10R-02	1SFA619105R1051	4/121	KPR3-100G	1SFA616162R1002	2/52	M2SS3-10R	1SFA611202R1001	2/34
CP6-10R-11	1SFA619105R1071	4/121	KPR3-100L	1SFA616162R1004	2/52	M2SS3-10U	1SFA611202R1007	2/34
CP6-10R-20	1SFA619105R1021	4/121	KPR3-100R	1SFA616162R1001	2/52	M2SS3-11C	1SFA611202R1108	2/40
CP9-1005	1SFA619199R1005	4/110	KPR3-100W	1SFA616162R1005	2/52	M2SS3-11G	1SFA611202R1102	2/40
CP9-1006	1SFA619199R1006	4/110	KPR3-100Y	1SFA616162R1003	2/52	M2SS3-11L	1SFA611202R1104	2/40
CP9-1007	1SFA619199R1007	4/110	KPR3-101L	1SFA616162R1014	2/52	M2SS3-11R	1SFA611202R1101	2/40
CP9-1008	1SFA619199R1008	4/110	KPR3-101W	1SFA616162R1015	2/52	M2SS3-11Y	1SFA611202R1103	2/40
CP9-1009	1SFA619199R1009	4/110	KPR3-103G	1SFA616162R1032	2/52	M2SS3-20B	1SFA611202R2006	2/34
CP9-1015	1SFA619199R1015	4/110	KPR3-104B	1SFA616162R1046	2/52	M2SS3-20R	1SFA611202R2001	2/34
CP9-1016	1SFA619199R1016	4/110	KPR4-100B	1SFA616163R1006	2/52	M2SS3-20U	1SFA611202R2007	2/34
CP9-1018	1SFA619199R1018	4/112	KPR4-100R	1SFA616163R1001	2/52	M2SS3-21G	1SFA611202R2102	2/40
CP9-1019	1SFA619199R1019	4/110	KPR4-105B	1SFA616163R1056	2/52	M2SS3-21R	1SFA611202R2101	2/40
CP9-1020	1SFA619199R1020	4/110	KPR4-105R	1SFA616163R1051	2/52	M2SS3-30B	1SFA611202R3006	2/34
CP9-1021	1SFA619199R1021	4/110	KTC15-1005	1SFA616915R1005	6/162	M2SS3-30R	1SFA611202R3001	2/34
CP9-1032	1SFA619199R1032	4/110	KTC15-1038	1SFA616915R1038	6/162	M2SS3-31C	1SFA611202R3108	2/40
CP9-1033	1SFA619199R1033	4/110	KTC15-6005	1SFA616915R6005	6/162	M2SS3-31G	1SFA611202R3102	2/40
CP9-1034	1SFA619199R1034	4/110	KTC3-1019	1SFA616903R1019	2/33, 4/124	M2SS3-31R	1SFA611202R3101	2/40
CP9-1036	1SFA619199R1036	4/110	KTC3-1020	1SFA616903R1020	2/33, 4/124	M2SS3-31Y	1SFA611202R3103	2/40
CP9-1040	1SFA619199R1040	4/110	KTC3-9000	1SFA616903R9000	2/33, 4/124	M2SS3-40B-10	1SFA611202R4016	2/34
CP9-1041	1SFA619199R1041	4/110	M2SS1-10B	1SFA611200R1006	2/34	M2SS4-10B	1SFA611203R1006	2/35
CP9-1052	1SFA619199R1052	4/110	M2SS1-10R	1SFA611200R1001	2/34	M2SS4-10R	1SFA611203R1001	2/35
CP9-1077	1SFA619199R1077	4/110	M2SS1-10U	1SFA611200R1007	2/34	M2SS4-10U	1SFA611203R1007	2/35
CP11-10G-10	1SFA619110R1012	4/110	M2SS1-11C	1SFA611200R1108	2/40	M2SS4-11C	1SFA611203R1108	2/42
CP11-10G-11	1SFA619110R1072	4/110	M2SS1-11G	1SFA611200R1102	2/40	M2SS4-11G	1SFA611203R1102	2/42
CP11-10W-10	1SFA619110R1015	4/110	M2SS1-11L	1SFA611200R1104	2/40	M2SS4-11L	1SFA611203R1104	2/42
CP11-10W-11	1SFA619110R1075	4/110	M2SS1-11R	1SFA611200R1101	2/40	M2SS4-11R	1SFA611203R1101	2/42
CP11-30W-10	1SFA619110R3015	4/110	M2SS1-11Y	1SFA611200R1103	2/40	M2SS4-11Y	1SFA611203R1103	2/42
CP12-10W-10	1SFA619120R1015	4/110	M2SS1-20B	1SFA611200R2006	2/34	M2SS4-20B	1SFA611203R2006	2/35
CP12-10W-11	1SFA619120R1075	4/110	M2SS1-20R	1SFA611200R2001	2/34	M2SS4-20R	1SFA611203R2001	2/35
CP13-10B-11	1SFA619130R1076	4/110	M2SS1-20U	1SFA611200R2007	2/34	M2SS4-20U	1SFA611203R2007	2/35
CP13-10R-01	1SFA619130R1041	4/110	M2SS1-21C	1SFA611200R2108	2/40	M2SS4-21C	1SFA611203R2108	2/42
CP13-10R-11	1SFA619130R1071	4/110	M2SS1-21G	1SFA611200R2102	2/40	M2SS4-21G	1SFA611203R2102	2/42
CP33-10R-01	1SFA619132R1041	4/112	M2SS1-21L	1SFA611200R2104	2/40	M2SS4-21L	1SFA611203R2104	2/42
CP33-10B-01	1SFA619132R1046	4/112	M2SS1-21R	1SFA611200R2101	2/40	M2SS4-21R	1SFA611203R2101	2/42
CP33-10B-02	1SFA619132R1056	4/112	M2SS1-21Y	1SFA611200R2103	2/40	M2SS4-21Y	1SFA611203R2103	2/42
CPM3-10B-11	1SFA619126R1076	4/118	M2SS1-30B	1SFA611200R3006	2/34	M2SS4-30B	1SFA611203R3006	2/35
CPM3-10G-11	1SFA619126R1072	4/118	M2SS1-30R	1SFA611200R3001	2/34	M2SS4-31C	1SFA611203R3108	2/42
CPM3-10L-11	1SFA619126R1074	4/118	M2SS1-31C	1SFA611200R3108	2/40	M2SS4-31G	1SFA611203R3102	2/42
CPM3-10R-11	1SFA619126R1071	4/118	M2SS1-31G	1SFA611200R3102	2/40	M2SS5-10B	1SFA611204R1006	2/35
CPM3-10Y-11	1SFA619126R1073	4/118	M2SS1-31R	1SFA611200R3101	2/40	M2SS5-10R	1SFA611204R1001	2/35
KA1-8005	1SFA616920R8005	2/33	M2SS1-31Y	1SFA611200R3103	2/40	M2SS5-10U	1SFA611204R1007	2/35
KA1-8010	1SFA616920R8010	2/61	M2SS1-40B-10	1SFA611200R4016	2/34	M2SS5-11C	1SFA611204R1108	2/42
KA1-8010	1SFA616920R8010	4/129	M2SS1-40B-11	1SFA611200R4076	2/34	M2SS5-11G	1SFA611204R1102	2/42
KA1-8020	1SFA616920R8020	2/61	M2SS1-40B-20	1SFA611200R4026	2/34	M2SS5-11L	1SFA611204R1104	2/42
KA1-8020	1SFA616920R8020	4/129	M2SS1-41C-10	1SFA611200R4118	2/41	M2SS5-11R	1SFA611204R1101	2/42
KA1-8021	1SFA616920R8021	2/61	M2SS1-41G-10	1SFA611200R4112	2/41	M2SS5-11Y	1SFA611204R1103	2/42
KA1-8021	1SFA616920R8021	4/129	M2SS1-41L-10	1SFA611200R4114	2/41	M2SS5-20B	1SFA611204R2006	2/35
KA1-8022	1SFA616920R8022	2/61	M2SS1-41R-11	1SFA611200R4171	2/41	M2SS5-20R	1SFA611204R2001	2/35
KA1-8022	1SFA616920R8022	4/129	M2SS1-41Y-10	1SFA611200R4113	2/41	M2SS5-20U	1SFA611204R2007	2/35
KA1-8024	1SFA616920R8024	2/61	M2SS2-10B	1SFA611201H1006	2/34	M2SS5-21C	1SFA611204R2108	2/42
KA1-8027	1SFA616920R8027	2/61	M2SS2-10R	1SFA611201R1006	2/34	M2SS5-21G	1SFA611204R2102	2/42
KA1-8028	1SFA616920R8028	2/61	M2SS2-10R	1SFA611201R1001	2/34	M2SS5-21L	1SFA611204R2104	2/42
KA1-8028	1SFA616920R8028	4/129	M2SS2-10U	1SFA611201R1007	2/34	M2SS5-21R	1SFA611204R2101	2/42
KA1-8029	1SFA616920R8029	2/61	M2SS2-11C	1SFA611201R1108	2/40	M2SS5-21Y	1SFA611204R2103	2/42
KA1-8030	1SFA616920R8030	2/61	M2SS2-11G	1SFA611201R1102	2/40	M2SS5-30B	1SFA611204R3006	2/35
KA1-8045	1SFA616920R8045	5/144	M2SS2-11L	1SFA611201R1104	2/40	M2SS5-30R	1SFA611204R3001	2/35
KA1-8046	1SFA616920R8046	2/51	M2SS2-11R	1SFA611201R1101	2/40	M2SS5-31C	1SFA611204R3108	2/42

Index

Type classification

Type	Order code	Page
M2SS5-31G	1SFA611204R3102	2/42
M2SS5-31L	1SFA611204R3104	2/42
M2SS5-31R	1SFA611204R3101	2/42
M2SS5-31Y	1SFA611204R3103	2/42
M2SS6-10B	1SFA611205R1006	2/35
M2SS6-10R	1SFA611205R1001	2/35
M2SS6-10U	1SFA611205R1007	2/35
M2SS6-11C	1SFA611205R1108	2/42
M2SS6-11G	1SFA611205R1102	2/42
M2SS6-11L	1SFA611205R1104	2/42
M2SS6-11R	1SFA611205R1101	2/42
M2SS6-11Y	1SFA611205R1103	2/42
M2SS6-20B	1SFA611205R2006	2/35
M2SS6-20U	1SFA611205R2007	2/35
M2SS6-30B	1SFA611205R3006	2/35
M2SS6-31C	1SFA611205R3108	2/42
M2SSK1-101	1SFA611280R1001	2/46
M2SSK1-102	1SFA611280R1002	2/46
M2SSK1-103	1SFA611280R1003	2/46
M2SSK1-104	1SFA611280R1004	2/46
M2SSK1-201	1SFA611280R2001	2/46
M2SSK1-301	1SFA611280R3001	2/46
M2SSK1-302	1SFA611280R3002	2/46
M2SSK1-303	1SFA611280R3003	2/46
M2SSK1-304	1SFA611280R3004	2/46
M2SSK1-401-10	1SFA611280R4011	2/47
M2SSK2-101	1SFA611281R1001	2/46
M2SSK2-102	1SFA611281R1002	2/46
M2SSK2-103	1SFA611281R1003	2/46
M2SSK2-104	1SFA611281R1004	2/46
M2SSK2-201	1SFA611281R2001	2/46
M2SSK2-203	1SFA611281R2003	2/46
M2SSK2-301	1SFA611281R3001	2/46
M2SSK2-302	1SFA611281R3002	2/46
M2SSK2-303	1SFA611281R3003	2/46
M2SSK2-304	1SFA611281R3004	2/46
M2SSK2-401-10	1SFA611281R4011	2/47
M2SSK2-601-10	1SFA611281R6021	2/47
M2SSK3-101	1SFA611282R1001	2/46
M2SSK3-102	1SFA611282R1002	2/46
M2SSK3-103	1SFA611282R1003	2/46
M2SSK3-104	1SFA611282R1004	2/46
M2SSK3-301	1SFA611282R3001	2/46
M2SSK3-302	1SFA611282R3002	2/46
M2SSK3-303	1SFA611282R3003	2/46
M2SSK3-304	1SFA611282R3004	2/46
M2SSK4-101	1SFA611289R1001	2/46
M2SSK4-105	1SFA611289R1005	2/46
M2SSV1-10B	1SFA611220R1006	5/149
M2SSV2-10B	1SFA611221R1006	5/149
M2SSV3-10B	1SFA611222R1006	5/149
M3SS1-10B	1SFA611210H1006	2/36
M3SS1-10B	1SFA611210R1006	2/36
M3SS1-10R	1SFA611210R1001	2/36
M3SS1-10U	1SFA611210R1007	2/36
M3SS1-11C	1SFA611210R1108	2/43
M3SS1-11G	1SFA611210R1102	2/43
M3SS1-11L	1SFA611210R1104	2/43
M3SS1-11R	1SFA611210R1101	2/43
M3SS1-11Y	1SFA611210R1103	2/43
M3SS1-20B	1SFA611210R2006	2/36
M3SS1-20R	1SFA611210R2001	2/36
M3SS1-20U	1SFA611210R2007	2/36
M3SS1-21C	1SFA611210R2108	2/43
M3SS1-21G	1SFA611210R2102	2/43
M3SS1-21L	1SFA611210R2104	2/43
M3SS1-21R	1SFA611210R2101	2/43
M3SS1-21Y	1SFA611210R2103	2/43
M3SS1-30B	1SFA611210R3006	2/36
M3SS1-30R	1SFA611210R3001	2/36
M3SS1-30U	1SFA611210R3007	2/36
M3SS1-31C	1SFA611210R3108	2/43
M3SS1-31G	1SFA611210R3102	2/43
M3SS1-31L	1SFA611210R3104	2/43
M3SS1-31R	1SFA611210R3101	2/43
M3SS1-31Y	1SFA611210R3103	2/43
M3SS1-40B-11	1SFA611210R4076	2/36
M3SS1-40B-20	1SFA611210R4026	2/36
M3SS1-41R-20	1SFA611210R4121	2/44
M3SS1-41R-11	1SFA611210R4171	2/44
M3SS1-41G-20	1SFA611210R4122	2/44
M3SS1-41C-20	1SFA611210R4128	2/44
M3SS2-10B	1SFA611211H1006	2/36
M3SS2-10B	1SFA611211R1006	2/36

Type	Order code	Page
M3SS2-10R	1SFA611211R1001	2/36
M3SS2-10U	1SFA611211R1007	2/36
M3SS2-11C	1SFA611211R1108	2/43
M3SS2-11G	1SFA611211R1102	2/43
M3SS2-11L	1SFA611211R1104	2/43
M3SS2-11R	1SFA611211R1101	2/43
M3SS2-11Y	1SFA611211R1103	2/43
M3SS2-20B	1SFA611211R2006	2/36
M3SS2-20R	1SFA611211R2001	2/36
M3SS2-20U	1SFA611211R2007	2/36
M3SS2-21C	1SFA611211R2108	2/43
M3SS2-21G	1SFA611211R2102	2/43
M3SS2-21L	1SFA611211R2104	2/43
M3SS2-21R	1SFA611211R2101	2/43
M3SS2-21Y	1SFA611211R2103	2/43
M3SS2-30B	1SFA611211R3006	2/36
M3SS2-30R	1SFA611211R3001	2/36
M3SS2-31C	1SFA611211R3108	2/43
M3SS2-31G	1SFA611211R3102	2/43
M3SS2-31L	1SFA611211R3104	2/43
M3SS2-31R	1SFA611211R3101	2/43
M3SS2-40B-20	1SFA611211R4026	2/36
M3SS2-41G-20	1SFA611211R4122	2/44
M3SS3-10B	1SFA611212R1006	2/36
M3SS3-10R	1SFA611212R1001	2/36
M3SS3-10U	1SFA611212R1007	2/36
M3SS3-11C	1SFA611212R1108	2/43
M3SS3-11G	1SFA611212R1102	2/43
M3SS3-11L	1SFA611212R1104	2/43
M3SS3-11R	1SFA611212R1101	2/43
M3SS3-11Y	1SFA611212R1103	2/43
M3SS3-20B	1SFA611212R2006	2/36
M3SS3-20U	1SFA611212R2007	2/36
M3SS3-21C	1SFA611212R2108	2/43
M3SS3-21G	1SFA611212R2102	2/43
M3SS3-21R	1SFA611212R2101	2/43
M3SS3-30B	1SFA611212R3006	2/36
M3SS3-31C	1SFA611212R3108	2/43
M3SS3-40B-20	1SFA611212R4026	2/36
M3SS3-41G-20	1SFA611212R4122	2/44
M3SS4-10B	1SFA611213R1006	2/38
M3SS4-10R	1SFA611213R1001	2/38
M3SS4-10U	1SFA611213R1007	2/38
M3SS4-11C	1SFA611213R1108	2/45
M3SS4-11G	1SFA611213R1102	2/45
M3SS4-11L	1SFA611213R1104	2/45
M3SS4-11R	1SFA611213R1101	2/45
M3SS4-11Y	1SFA611213R1103	2/45
M3SS4-20B	1SFA611213R2006	2/38
M3SS4-20R	1SFA611213R2001	2/38
M3SS4-20U	1SFA611213R2007	2/38
M3SS4-21C	1SFA611213R2108	2/45
M3SS4-21G	1SFA611213R2102	2/45
M3SS4-21L	1SFA611213R2104	2/45
M3SS4-21R	1SFA611213R2101	2/45
M3SS4-21Y	1SFA611213R2103	2/45
M3SS4-30B	1SFA611213R3006	2/38
M3SS4-31C	1SFA611213R3108	2/45
M3SS4-31R	1SFA611213R3101	2/45
M3SS5-10B	1SFA611214R1006	2/38
M3SS5-10R	1SFA611214R1001	2/38
M3SS5-10U	1SFA611214R1007	2/38
M3SS5-11C	1SFA611214R1108	2/45
M3SS5-11G	1SFA611214R1102	2/45
M3SS5-11L	1SFA611214R1104	2/45
M3SS5-11R	1SFA611214R1101	2/45
M3SS5-11Y	1SFA611214R1103	2/45
M3SS5-20B	1SFA611214R2006	2/38
M3SS5-20U	1SFA611214R2007	2/38
M3SS5-21C	1SFA611214R2108	2/45
M3SS5-21G	1SFA611214R2102	2/45
M3SS5-21L	1SFA611214R2104	2/45
M3SS5-21R	1SFA611214R2101	2/45
M3SS5-21Y	1SFA611214R2103	2/45
M3SS5-30B	1SFA611214R3006	2/38
M3SS5-30R	1SFA611214R3001	2/38
M3SS5-31C	1SFA611214R3108	2/45
M3SS5-31G	1SFA611214R3102	2/45
M3SS6-10B	1SFA611215R1006	2/38
M3SS6-10R	1SFA611215R1001	2/38
M3SS6-10U	1SFA611215R1007	2/38
M3SS6-11C	1SFA611215R1108	2/45
M3SS6-11G	1SFA611215R1102	2/45
M3SS6-11L	1SFA611215R1104	2/45

Type	Order code	Page
M3SS6-11R	1SFA611215R1101	2/45
M3SS6-11Y	1SFA611215R1103	2/45
M3SS6-20B	1SFA611215R2006	2/38
M3SS6-21G	1SFA611215R2102	2/45
M3SS6-21Y	1SFA611215R2103	2/45
M3SS6-30B	1SFA611215R3006	2/38
M3SS6-31L	1SFA611215R3104	2/45
M3SS7-10B	1SFA611216R1006	2/36
M3SS7-10R	1SFA611216R1001	2/36
M3SS7-10U	1SFA611216R1007	2/36
M3SS7-11C	1SFA611216R1108	2/43
M3SS7-11G	1SFA611216R1102	2/43
M3SS7-11L	1SFA611216R1104	2/43
M3SS7-11R	1SFA611216R1101	2/43
M3SS7-11Y	1SFA611216R1103	2/43
M3SS7-20B	1SFA611216R2006	2/36
M3SS7-20R	1SFA611216R2001	2/36
M3SS7-21C	1SFA611216R2108	2/43
M3SS7-21G	1SFA611216R2102	2/43
M3SS7-21L	1SFA611216R2104	2/43
M3SS7-30B	1SFA611216R3006	2/36
M3SS7-31C	1SFA611216R3108	2/43
M3SS7-31G	1SFA611216R3102	2/43
M3SS8-10B	1SFA611217R1006	2/38
M3SS8-10R	1SFA611217R1001	2/38
M3SS8-10U	1SFA611217R1007	2/38
M3SS8-11C	1SFA611217R1108	2/45
M3SS8-11G	1SFA611217R1102	2/45
M3SS8-11L	1SFA611217R1104	2/45
M3SS8-11R	1SFA611217R1101	2/45
M3SS8-11Y	1SFA611217R1103	2/45
M3SS8-20B	1SFA611217R2006	2/38
M3SS8-21G	1SFA611217R2102	2/45
M3SS8-21R	1SFA611217R2101	2/45
M3SS8-30B	1SFA611217R3006	2/38
M3SS8-31G	1SFA611217R3102	2/45
M3SS8-31R	1SFA611217R3101	2/45
M3SSC1-10B	1SFA611250R1006	2/37
M3SSC1-30B	1SFA611250R3006	2/37
M3SSC2-10B	1SFA611251R1006	2/37
M3SSC2-30B	1SFA611251R3006	2/37
M3SSC3-10B	1SFA611252R1006	2/37
M3SSC3-30B	1SFA611252R3006	2/37
M3SSC7-10B	1SFA611256R1006	2/37
M3SSC7-30B	1SFA611256R3006	2/37
M3SSK1-101	1SFA611283R1001	2/48
M3SSK1-102	1SFA611283R1002	2/48
M3SSK1-103	1SFA611283R1003	2/48
M3SSK1-104	1SFA611283R1004	2/48
M3SSK1-201	1SFA611283R2001	2/48
M3SSK1-301	1SFA611283R3001	2/48
M3SSK1-302	1SFA611283R3002	2/48
M3SSK1-303	1SFA611283R3003	2/48
M3SSK1-304	1SFA611283R3004	2/48
M3SSK1-401-20	1SFA611283R4021	2/49
M3SSK2-101	1SFA611284R1001	2/48
M3SSK2-102	1SFA611284R1002	2/48
M3SSK2-103	1SFA611284R1003	2/48
M3SSK2-104	1SFA611284R1004	2/48
M3SSK2-301	1SFA611284R3001	2/48
M3SSK3-101	1SFA611285R1001	2/48
M3SSK3-102	1SFA611285R1002	2/48
M3SSK3-103	1SFA611285R1003	2/48
M3SSK3-104	1SFA611285R1004	2/48
M3SSK3-301	1SFA611285R3001	2/48
M3SSK3-302	1SFA611285R3002	2/48
M3SSK3-303	1SFA611285R3003	2/48
M3SSK3-401-20	1SFA611285R4021	2/49
M3SSK4-101	1SFA611286R1001	2/48
M3SSK4-102	1SFA611286R1002	2/48
M3SSK4-301	1SFA611286R3001	2/48
M3SSK4-302	1SFA611286R3002	2/48
M3SSK5-101	1SFA611287R1001	2/48
M3SSK5-103	1SFA611287R1003	2/48
M3SSK5-301	1SFA611287R3001	2/48
M3SSK6-101	1SFA611288R1001	2/48
M3SSV1-10B	1SFA611230R1006	5/149
M3SSV2-10B	1SFA611231R1006	5/149
M3SSV3-10B	1SFA611232R1006	5/149
M4SS1-10B	1SFA611290R4006	2/39
M4SS1-10R	1SFA611290R4001	2/39
M4SS1-30B	1SFA611290R6006	2/39
M4SS1-30R	1SFA611290R6001	2/39
M4SS2-10B	1SFA611291R4006	2/39

Index

Type classification

Type	Order code	Page
M4SS2-10R	1SFA611291R4001	2/39
M4SS2-30B	1SFA611291R6006	2/39
M4SS2-30R	1SFA611291R6001	2/39
MA16-1000	1SFA611940R1000	6/163
MA16-1001	1SFA611940R1001	6/163
MA1-8001	1SFA611920R8001	2/62
MA1-8002	1SFA611920R8002	2/61
MA1-8002	1SFA611920R8002	4/129
MA1-8015	1SFA611920R8015	2/62
MA1-8015	1SFA611920R8015	4/130
MA1-8019	1SFA611920R8019	2/62
MA1-8019	1SFA611920R8019	4/130
MA1-8052	1SFA611920R8052	2/61
MA1-8052	1SFA611920R8052	4/129
MA1-8053	1SFA611920R8053	2/61
MA1-8053	1SFA611920R8053	5/143
MA1-8074	1SFA611920R8074	2/61
MA1-8074	1SFA611920R8074	4/129
MA1-8126	1SFA611920R8126	2/61
MA1-8128	1SFA611920R8128	2/61
MA1-8128	1SFA611920R8128	5/143
MA1-8129	1SFA611920R8129	5/144
MA1-8130	1SFA611920R8130	5/144
MA1-8131	1SFA611920R8131	2/62
MA1-8136	1SFA611920R8136	5/144
MA1-8137	1SFA611920R8137	2/53
MA1-8138	1SFA611920R8138	2/53
MA1-8139	1SFA611920R8139	2/25
MA1-8139	1SFA611920R8139	2/26
MA1-8139	1SFA611920R8139	2/27
MA1-8149	1SFA611920R8149	2/62
MA1-8149	1SFA611920R8149	4/130
MA1-8150	1SFA611920H8150	5/144
MA1-8151	1SFA611920H8151	2/61, 4/130
MA1-8152	1SFA611920R8152	2/61
MA1-8152	1SFA611920R8152	4/129
MA1-8153	1SFA611920R8153	2/61
MA1-8153	1SFA611920R8153	4/129
MA1-8160	1SFA611920R8160	5/144
MA1-8165	1SFA611920R8165	2/62, 4/130
MA1-8166	1SFA611920R8166	2/62
MA1-8167	1SFA611920R8167	2/62
MA5-3001	1SFA611925R3001	5/144
MA5-3002	1SFA611925R3002	5/144
MA5-3003	1SFA611925R3003	5/144
MA5-3004	1SFA611925R3004	5/144
MA5-3006	1SFA611925R3006	5/144
MA5-3007	1SFA611925R3007	5/144
MA5-3008	1SFA611925R3008	5/144
MA5-3009	1SFA611925R3009	5/144
MA6-1000	1SFA611930R1000	5/148, 6/161
MA6-1002	1SFA611930R1002	5/148, 6/161
MA6-1003	1SFA611930R1003	5/148, 6/161
MA6-1004	1SFA611930R1004	5/148, 6/161
MA6-1005	1SFA611930R1005	5/148, 6/161
MA6-1006	1SFA611930R1006	5/148, 6/161
MA6-1007	1SFA611930R1007	5/148, 6/161
MA6-1008	1SFA611930R1008	5/148, 6/161
MA6-1009	1SFA611930R1009	5/148, 6/161
MA6-1010	1SFA611930R1010	6/162
MA6-1011	1SFA611930R1011	6/162
MA6-1012	1SFA611930R1012	5/148, 6/161
MA6-1013	1SFA611930R1013	5/148, 6/161
MA6-1014	1SFA611930R1014	5/148, 6/161
MA6-1015	1SFA611930R1015	5/148, 6/161
MA6-1016	1SFA611930R1016	5/148, 6/161
MA6-1017	1SFA611930R1017	6/162
MA6-1018	1SFA611930R1018	6/162
MA6-1019	1SFA611930R1019	6/162
MA6-1020	1SFA611930R1020	6/162
MA6-1021	1SFA611930R1021	6/162
MA6-1022	1SFA611930R1022	6/162
MA6-1023	1SFA611930R1023	6/162
MA6-1024	1SFA611930R1024	5/148, 6/161
MA6-1025	1SFA611930R1025	5/148, 6/161
MA6-1026	1SFA611930R1026	5/148, 6/161
MA6-1027	1SFA611930R1027	5/148, 6/161
MA6-1028	1SFA611930R1028	5/148, 6/161
MA6-1029	1SFA611930R1029	5/148, 6/161
MA6-1032	1SFA611930R1032	6/159
MA6-1033	1SFA611930R1033	6/159
MA6-1034	1SFA611930R1034	6/159
MA6-1035	1SFA611930R1035	6/159
MA6-1036	1SFA611930R1036	6/159

Type	Order code	Page
MA6-1037	1SFA611930R1037	6/159
MA6-1038	1SFA611930R1038	6/159
MA6-1039	1SFA611930R1039	6/159
MA6-1040	1SFA611930R1040	6/159
MA6-1041	1SFA611930R1041	6/159
MA6-1042	1SFA611930R1042	6/159
MA6-1043	1SFA611930R1043	6/159
MA6-1044	1SFA611930R1044	6/159
MA6-1045	1SFA611930R1045	6/159
MA6-1047	1SFA611930R1047	6/159
MA6-1054	1SFA611930R1054	6/159
MA6-1058	1SFA611930R1058	6/159
MA6-1060	1SFA611930R1060	5/147, 6/160
MA6-1061	1SFA611930R1061	5/147, 6/160
MA6-1062	1SFA611930R1062	5/147, 6/160
MA6-1063	1SFA611930R1063	5/147, 6/160
MA6-1064	1SFA611930R1064	5/147, 6/160
MA6-1065	1SFA611930R1065	5/147, 6/160
MA6-1070	1SFA611930R1070	6/159
MA6-1071	1SFA611930R1071	6/159
MA6-1073	1SFA611930R1073	6/159
MA6-1074	1SFA611930R1074	6/159
MA6-1075	1SFA611930R1075	6/159
MA6-1076	1SFA611930R1076	6/159
MA6-1077	1SFA611930R1077	6/159
MA6-1079	1SFA611930R1079	6/159
MA6-1080	1SFA611930R1080	6/159
MA6-1082	1SFA611930R1082	6/159
MA6-1083	1SFA611930R1083	6/159
MA6-1084	1SFA611930R1084	6/159
MA6-1085	1SFA611930R1085	6/159
MA6-1086	1SFA611930R1086	6/159
MA6-1087	1SFA611930R1087	6/159
MA6-1100	1SFA611930R1100	5/148, 6/161
MA6-1101	1SFA611930R1101	5/148, 6/161
MA6-1102	1SFA611930R1102	5/148, 6/161
MA6-1103	1SFA611930R1103	5/148, 6/161
MA6-1104	1SFA611930R1104	5/148, 6/161
MA6-1118	1SFA611930R1118	6/159
MA6-1130	1SFA611930R1130	5/147, 6/160
MA6-1131	1SFA611930R1131	5/147, 6/160
MA6-1132	1SFA611930R1132	5/147, 6/160
MA6-1133	1SFA611930R1133	5/147, 6/160
MA6-1134	1SFA611930R1134	5/147, 6/160
MA6-1135	1SFA611930R1135	5/147, 6/160
MA6-1136	1SFA611930R1136	5/147, 6/160
MA6-1137	1SFA611930R1137	5/147, 6/160
MA6-1138	1SFA611930R1138	5/147, 6/160
MA6-1139	1SFA611930R1139	5/147, 6/160
MA6-1140	1SFA611930R1140	5/147, 6/160
MA6-1141	1SFA611930R1141	5/147, 6/160
MA6-1152	1SFA611930R1152	5/147, 6/160
MA6-1153	1SFA611930R1153	5/147, 6/160
MA6-1170	1SFA611930R1170	5/147, 6/160
MA6-1171	1SFA611930R1171	5/147, 6/160
MA6-1172	1SFA611930R1172	5/147, 6/160
MA6-1173	1SFA611930R1173	5/147, 6/160
MA6-1174	1SFA611930R1174	5/147, 6/160
MA6-1175	1SFA611930R1175	5/147, 6/160
MA6-1176	1SFA611930R1176	5/147, 6/160
MA6-1177	1SFA611930R1177	5/147, 6/160
MA6-1178	1SFA611930R1178	5/147, 6/160
MA6-1179	1SFA611930R1179	5/147, 6/160
MA6-1190	1SFA611930R1190	5/147, 6/160
MA6-1191	1SFA611930R1191	5/147, 6/160
MA6-1192	1SFA611930R1192	5/147, 6/160
MA6-1193	1SFA611930R1193	5/147, 6/160
MA6-1194	1SFA611930R1194	5/147, 6/160
MA6-1210	1SFA611930R1210	6/159
MA6-1240	1SFA611930R1240	2/53
MA6-1241	1SFA611930R1241	2/53
MA6-1242	1SFA611930R1242	2/53
MA6-1252	1SFA611930R1252	2/50
MCB-01	1SFA611610H1010	2/57
MCB-01	1SFA611610R1010	2/57, 7/168, 173
MCB-01B	1SFA611610R2010	5/144
MCB-01BG	1SFA611610R2110	5/144
MCB-01G	1SFA611610R1110	2/57, 7/168, 173
MCB-02	1SFA611610R1020	2/57
MCB-02B	1SFA611610R2020	5/144
MCB-02G	1SFA611610R1120	2/57
MCB-10	1SFA611610H1001	2/57
MCB-10	1SFA611610R1001	2/57, 7/168, 173
MCB-10B	1SFA611610R2001	5/144

Type	Order code	Page
MCB-10BG	1SFA611610R2101	5/144
MCB-10G	1SFA611610R1101	2/57, 7/168, 173
MCB-11	1SFA611610R1011	2/57
MCB-11B	1SFA611610R2011	5/144
MCB-11G	1SFA611610R1111	2/57
MCB-20	1SFA611610R1002	2/57
MCB-20B	1SFA611610R2002	5/144
MCB-20G	1SFA611610R1102	2/57
MCBH-00	1SFA611605H1100	2/57
MCBH-00	1SFA611605R1100	2/57, 7/168, 173
MCBH-01	1SFA611605H1110	2/58
MCBH-01	1SFA611605R1110	2/58
MCBH-02	1SFA611605R1120	2/58
MCBH-03	1SFA611605R1130	2/58
MCBH-10	1SFA611605H1101	2/58
MCBH-10	1SFA611605R1101	2/58
MCBH-11	1SFA611605R1111	2/58
MCBH-12	1SFA611605R1121	2/58
MCBH-20	1SFA611605H1102	2/58
MCBH-20	1SFA611605R1102	2/58
MCBH-21	1SFA611605R1112	2/58
MCBH-30	1SFA611605R1103	2/58
MCBH5-00	1SFA611601R1100	2/57
MCBL-01	1SFA611612R1001	2/57
MCBL-10	1SFA611612R1010	2/57
MDB-1001	1SFA611814R1001	2/62
MDB-2	1SFA611630R1002	2/62
MEP1-0	1SFA611811R1000	5/143
MEP2-0	1SFA611812R1000	5/143
MEP2-1001	1SFA611812R1001	5/150
MEP3-0	1SFA611813R1000	5/143
MEP4-0	1SFA611814R1000	5/143
MEP6-0	1SFA611816R1000	5/143
MEPY1-0	1SFA611821R1000	5/143
MEPY1-1035	1SFA611821R1035	5/150, 7/171
MEPY1-1040	1SFA611821R1040	5/150, 7/171
MEPY1-1041	1SFA611821R1041	5/150, 7/171
MEPY1-1042	1SFA611821R1042	5/150, 7/171
MJS10-60B	1SFA611710R6006	2/53
MJS11-40B	1SFA611711R4006	2/53
MJS11-60B	1SFA611711R6006	2/53
MJS12-40B	1SFA611712R4006	2/53
MJS12-60B	1SFA611712R6006	2/53
MJS1-40B	1SFA611701R4006	2/53
MJS1-60B	1SFA611701R6006	2/53
MJS2-40B	1SFA611702R4006	2/53
MJS2-60B	1SFA611702R6006	2/53
MJS3-40B	1SFA611703R4006	2/53
MJS3-60B	1SFA611703R6006	2/53
MJS4-40B	1SFA611704R4006	2/53
MJS4-60B	1SFA611704R6006	2/53
MJS5-40B	1SFA611705R4006	2/53
MJS5-60B	1SFA611705R6006	2/53
MJS6-40B	1SFA611706R4006	2/53
MJS6-60B	1SFA611706R6006	2/53
MJS7-40B	1SFA611707R4006	2/53
MJS7-60B	1SFA611707R6006	2/53
MJS8-40B	1SFA611708R4006	2/53
MJS8-60B	1SFA611708R6006	2/53
MJS9-40B	1SFA611709R4006	2/53
MJS9-60B	1SFA611709R6006	2/53
ML1-100C	1SFA611400R1008	2/33
ML1-100G	1SFA611400R1002	2/33
ML1-100L	1SFA611400R1004	2/33
ML1-100R	1SFA611400R1001	2/33
ML1-100W	1SFA611400R1005	2/33
ML1-100Y	1SFA611400R1003	2/33
MLBL-00BG	1SFA611621R2002	5/145
MLBL-00BL	1SFA611621R2004	5/145
MLBL-00BR	1SFA611621R2001	5/145
MLBL-00BW	1SFA611621R2005	5/145
MLBL-00BY	1SFA611621R2003	5/145
MLBL-00G	1SFA611621R1002	2/59, 7/169
MLBL-00L	1SFA611621R1004	2/59, 7/169
MLBL-00R	1SFA611621R1001	2/59, 7/169
MLBL-00W	1SFA611621R1005	2/59, 7/169
MLBL-00Y	1SFA611621R1003	2/59, 7/169
MLBL-01BG	1SFA611621R2012	5/145
MLBL-01BL	1SFA611621R2014	5/145
MLBL-01BR	1SFA611621R2011	5/145
MLBL-01BW	1SFA611621R2015	5/145
MLBL-01BY	1SFA611621R2013	5/145
MLBL-01G	1SFA611621H1012	2/59
MLBL-01L	1SFA611621R1012	2/59, 7/169

Index

Type classification

Type	Order code	Page
MLBL-01L	1SFA611621R1014	2/59, 7/169
MLBL-01R	1SFA611621H1011	2/59
MLBL-01R	1SFA611621R1011	2/59, 7/169
MLBL-01W	1SFA611621H1015	2/59
MLBL-01W	1SFA611621R1015	2/59, 7/169
MLBL-01Y	1SFA611621H1013	2/59
MLBL-01Y	1SFA611621R1013	2/59, 7/169
MLBL-02BG	1SFA611621R2022	5/145
MLBL-02BL	1SFA611621R2024	5/145
MLBL-02BR	1SFA611621R2021	5/145
MLBL-02BW	1SFA611621R2025	5/145
MLBL-02BY	1SFA611621R2023	5/145
MLBL-02G	1SFA611621R1022	2/59, 7/169
MLBL-02L	1SFA611621R1024	2/59, 7/169
MLBL-02R	1SFA611621R1021	2/59, 7/169
MLBL-02W	1SFA611621R1025	2/59, 7/169
MLBL-02Y	1SFA611621R1023	2/59, 7/169
MLBL-03BG	1SFA611621R2032	5/145
MLBL-03BL	1SFA611621R2034	5/145
MLBL-03BR	1SFA611621R2031	5/145
MLBL-03BW	1SFA611621R2035	5/145
MLBL-03BY	1SFA611621R2033	5/145
MLBL-03G	1SFA611621R1032	2/59, 7/169
MLBL-03L	1SFA611621R1034	2/59, 7/169
MLBL-03R	1SFA611621R1031	2/59, 7/169
MLBL-03W	1SFA611621R1035	2/59, 7/169
MLBL-03Y	1SFA611621R1033	2/59, 7/169
MLBL-04BG	1SFA611621R2042	5/145
MLBL-04BL	1SFA611621R2044	5/145
MLBL-04BR	1SFA611621R2041	5/145
MLBL-04BW	1SFA611621R2045	5/145
MLBL-04BY	1SFA611621R2043	5/145
MLBL-04G	1SFA611621R1042	2/59, 7/169
MLBL-04L	1SFA611621R1044	2/59, 7/169
MLBL-04R	1SFA611621R1041	2/59, 7/169
MLBL-04W	1SFA611621R1045	2/59, 7/169
MLBL-04Y	1SFA611621R1043	2/59, 7/169
MLBL-05BG	1SFA611621R2052	5/145
MLBL-05BL	1SFA611621R2054	5/145
MLBL-05BR	1SFA611621R2051	5/145
MLBL-05BW	1SFA611621R2055	5/145
MLBL-05BY	1SFA611621R2053	5/145
MLBL-05G	1SFA611621R1052	2/59, 7/169
MLBL-05L	1SFA611621R1054	2/59, 7/169
MLBL-05R	1SFA611621R1051	2/59, 7/169
MLBL-05W	1SFA611621R1055	2/59, 7/169
MLBL-05Y	1SFA611621R1053	2/59, 7/169
MLBL-06BG	1SFA611621R2062	5/145
MLBL-06BL	1SFA611621R2064	5/145
MLBL-06BR	1SFA611621R2061	5/145
MLBL-06BW	1SFA611621R2065	5/145
MLBL-06BY	1SFA611621R2063	5/145
MLBL-06G	1SFA611621R1062	2/59, 7/169
MLBL-06L	1SFA611621R1064	2/59, 7/169
MLBL-06R	1SFA611621R1061	2/59, 7/169
MLBL-06W	1SFA611621R1065	2/59, 7/169
MLBL-06Y	1SFA611621R1063	2/59, 7/169
MLBL-07BG	1SFA611621R2072	5/146
MLBL-07BL	1SFA611621R2074	5/146
MLBL-07BR	1SFA611621R2071	5/146
MLBL-07BW	1SFA611621R2075	5/146
MLBL-07BY	1SFA611621R2073	5/146
MLBL-07G	1SFA611621R1072	2/60, 7/170
MLBL-07L	1SFA611621R1074	2/60, 7/170
MLBL-07R	1SFA611621R1071	2/60, 7/170
MLBL-07W	1SFA611621R1075	2/60, 7/170
MLBL-07Y	1SFA611621R1073	2/60, 7/170
MLBL-08BG	1SFA611621R2082	5/146
MLBL-08BL	1SFA611621R2084	5/146
MLBL-08BR	1SFA611621R2081	5/146
MLBL-08BW	1SFA611621R2085	5/146
MLBL-08BY	1SFA611621R2083	5/146
MLBL-08G	1SFA611621R1082	2/60, 7/170
MLBL-08L	1SFA611621R1084	2/60, 7/170
MLBL-08R	1SFA611621R1081	2/60, 7/170
MLBL-08W	1SFA611621R1085	2/60, 7/170
MLBL-08Y	1SFA611621R1083	2/60, 7/170
MLBL-09BG	1SFA611621R2092	5/146
MLBL-09BL	1SFA611621R2094	5/146
MLBL-09BR	1SFA611621R2091	5/146
MLBL-09BW	1SFA611621R2095	5/146
MLBL-09BY	1SFA611621R2093	5/146
MLBL-09G	1SFA611621R1092	2/60, 7/170
MLBL-09L	1SFA611621R1094	2/60, 7/170

Type	Order code	Page
MLBL-09R	1SFA611621R1091	2/60, 7/170
MLBL-09W	1SFA611621R1095	2/60, 7/170
MLBL-09Y	1SFA611621R1093	2/60, 7/170
MP1-10B	1SFA611100R1006	2/15
MP1-10C	1SFA611100R1008	2/15
MP1-10G	1SFA611100H1002	2/15
MP1-10G	1SFA611100R1002	2/15
MP1-10L	1SFA611100R1004	2/15
MP1-10R	1SFA611100H1001	2/15
MP1-10R	1SFA611100R1001	2/15
MP1-10W	1SFA611100R1005	2/15
MP1-10Y	1SFA611100R1003	2/15
MP1-11C	1SFA611100R1108	2/20
MP1-11G	1SFA611100H1102	2/20
MP1-11G	1SFA611100R1102	2/20
MP1-11L	1SFA611100R1104	2/20
MP1-11R	1SFA611100H1101	2/20
MP1-11R	1SFA611100R1101	2/20
MP1-11W	1SFA611100H1105	2/20
MP1-11W	1SFA611100R1105	2/20
MP1-11Y	1SFA611100H1103	2/20
MP1-11Y	1SFA611100R1103	2/20
MP1-20B	1SFA611100R2006	2/15
MP1-20C	1SFA611100R2008	2/15
MP1-20G	1SFA611100R2002	2/15
MP1-20L	1SFA611100R2004	2/15
MP1-20R	1SFA611100R2001	2/15
MP1-20W	1SFA611100R2005	2/15
MP1-20Y	1SFA611100R2003	2/15
MP1-21C	1SFA611100R2108	2/20
MP1-21G	1SFA611100R2102	2/20
MP1-21L	1SFA611100R2104	2/20
MP1-21R	1SFA611100R2101	2/20
MP1-21W	1SFA611100R2105	2/20
MP1-21Y	1SFA611100R2103	2/20
MP1-30B	1SFA611100R3006	2/15
MP1-30C	1SFA611100R3008	2/15
MP1-30G	1SFA611100R3002	2/15
MP1-30L	1SFA611100R3004	2/15
MP1-30R	1SFA611100R3001	2/15
MP1-30W	1SFA611100R3005	2/15
MP1-30Y	1SFA611100R3003	2/15
MP1-31C	1SFA611100R3108	2/20
MP1-31G	1SFA611100R3102	2/20
MP1-31L	1SFA611100R3104	2/20
MP1-31R	1SFA611100R3101	2/20
MP1-31W	1SFA611100R3105	2/20
MP1-31Y	1SFA611100R3103	2/20
MP1-40B-01	1SFA611100R4046	2/16
MP1-40B-10	1SFA611100R4016	2/16
MP1-40B-11	1SFA611100R4076	2/16
MP1-40B-20	1SFA611100R4026	2/16
MP1-40G-10	1SFA611100R4012	2/16
MP1-40G-11	1SFA611100R4072	2/16
MP1-40G-20	1SFA611100R4022	2/16
MP1-40L-10	1SFA611100R4014	2/16
MP1-40R-01	1SFA611100R4041	2/16
MP1-40R-10	1SFA611100R4011	2/16
MP1-40R-11	1SFA611100R4071	2/16
MP1-40R-20	1SFA611100R4021	2/16
MP1-40W-10	1SFA611100R4015	2/16
MP1-40W-11	1SFA611100R4075	2/16
MP1-40W-20	1SFA611100R4025	2/16
MP1-40Y-10	1SFA611100R4013	2/16
MP1-40Y-20	1SFA611100R4023	2/16
MP1-41C-10	1SFA611100R4118	2/21
MP1-41C-11	1SFA611100R4178	2/21
MP1-41G-01	1SFA611100R4142	2/21
MP1-41G-10	1SFA611100R4112	2/21
MP1-41G-11	1SFA611100R4172	2/21
MP1-41L-10	1SFA611100R4114	2/21
MP1-41L-11	1SFA611100R4175	2/21
MP1-41R-01	1SFA611100R4141	2/21
MP1-41R-10	1SFA611100R4111	2/21
MP1-41R-11	1SFA611100R4171	2/21
MP1-41W-10	1SFA611100R4115	2/21
MP1-41Y-01	1SFA611100R4143	2/21
MP1-41Y-11	1SFA611100R4113	2/21
MP1-60G-10	1SFA611100R6012	2/16
MP1-60G-11	1SFA611100R6072	2/16
MP1-60R-01	1SFA611100R6041	2/16
MP1-60R-11	1SFA611100R6071	2/16
MP1-60Y-11	1SFA611100R6073	2/16

Type	Order code	Page
MP1-7009	1SFA611100R7009	2/17
MP1-7011	1SFA611100R7011	2/17
MP1-7012	1SFA611100R7012	2/17
MP1-7014	1SFA611100R7014	2/22
MP1-7015	1SFA611100R7015	2/17
MP1-7016	1SFA611100R7016	2/17
MP1-7019	1SFA611100R7019	2/22
MP1-7022	1SFA611100R7022	2/17
MP1-7031	1SFA611100R7031	2/17
MP1-7035	1SFA611100R7035	2/17
MP1-7036	1SFA611100R7036	2/17
MP1-7038	1SFA611100R7038	2/22
MP1-7042	1SFA611100R7042	2/17
MP1-7059	1SFA611100R7059	2/17
MP1-7081	1SFA611100R7081	2/17
MP1-7108	1SFA611100R7108	2/17
MP1-7127	1SFA611100R7127	2/17
MP1-7128	1SFA611100R7128	2/17
MP1-7129	1SFA611100R7129	2/17
MP1-7144	1SFA611100R7144	2/17
MP1-7154	1SFA611100R7154	2/17
MP1-7156	1SFA611100R7156	2/17
MP1-7202	1SFA611100R7202	2/17
MP1-7205	1SFA611100R7205	2/17
MP1-7206	1SFA611100R7206	2/17
MP2-10B	1SFA611101R1006	2/15
MP2-10C	1SFA611101R1008	2/15
MP2-10G	1SFA611101H1002	2/15
MP2-10G	1SFA611101R1002	2/15
MP2-10L	1SFA611101R1004	2/15
MP2-10R	1SFA611101H1001	2/15
MP2-10R	1SFA611101R1001	2/15
MP2-10W	1SFA611101R1005	2/15
MP2-10Y	1SFA611101R1003	2/15
MP2-11C	1SFA611101R1108	2/20
MP2-11G	1SFA611101R1102	2/20
MP2-11L	1SFA611101R1104	2/20
MP2-11R	1SFA611101R1101	2/20
MP2-11W	1SFA611101R1105	2/20
MP2-11Y	1SFA611101R1103	2/20
MP2-20B	1SFA611101R2006	2/15
MP2-20G	1SFA611101R2002	2/15
MP2-20L	1SFA611101R2004	2/15
MP2-20R	1SFA611101R2001	2/15
MP2-20W	1SFA611101R2005	2/15
MP2-21G	1SFA611101R2102	2/20
MP2-21L	1SFA611101R2104	2/20
MP2-21R	1SFA611101R2101	2/20
MP2-21W	1SFA611101R2105	2/20
MP2-21Y	1SFA611101R2103	2/20
MP2-30B	1SFA611101R3006	2/15
MP2-30G	1SFA611101R3002	2/15
MP2-30L	1SFA611101R3004	2/15
MP2-30R	1SFA611101R3001	2/15
MP2-30Y	1SFA611101R3003	2/15
MP2-31C	1SFA611101R3108	2/20
MP2-31G	1SFA611101R3102	2/20
MP2-31L	1SFA611101R3104	2/20
MP2-31R	1SFA611101R3101	2/20
MP2-31W	1SFA611101R3105	2/20
MP2-31Y	1SFA611101R3103	2/20
MP2-41G-10	1SFA611101R4112	2/21
MP2-41G-11	1SFA611101R4172	2/21
MP2-41R-10	1SFA611101R4111	2/21
MP2-41R-11	1SFA611101R4171	2/21
MP2-7120	1SFA611101R7120	2/22
MP3-10B	1SFA611102R1006	2/18
MP3-10C	1SFA611102R1008	2/18
MP3-10G	1SFA611102R1002	2/18
MP3-10L	1SFA611102R1004	2/18
MP3-10R	1SFA611102R1001	2/18
MP3-10W	1SFA611102R1005	2/18
MP3-10Y	1SFA611102R1003	2/18
MP3-11C	1SFA611102R1108	2/23
MP3-11G	1SFA611102R1102	2/23
MP3-11L	1SFA611102R1104	2/23
MP3-11R	1SFA611102R1101	2/23
MP3-11W	1SFA611102R1105	2/23
MP3-11Y	1SFA611102R1103	2/23
MP3-20B	1SFA611102R2006	2/18
MP3-20G	1SFA611102R2002	2/18
MP3-20L	1SFA611102R2004	2/18
MP3-20R	1SFA611102R2001	2/18
MP3-20W	1SFA611102R2005	2/18

Index

Type classification

Type	Order code	Page
MP3-20Y	1SFA611102R2003	2/18
MP3-21G	1SFA611102R2102	2/23
MP3-21L	1SFA611102R2104	2/23
MP3-21R	1SFA611102R2101	2/23
MP3-21W	1SFA611102R2105	2/23
MP3-21Y	1SFA611102R2103	2/23
MP3-30B	1SFA611102R3006	2/18
MP3-30G	1SFA611102R3002	2/18
MP3-30L	1SFA611102R3004	2/18
MP3-30R	1SFA611102R3001	2/18
MP3-30W	1SFA611102R3005	2/18
MP3-30Y	1SFA611102R3003	2/18
MP3-31C	1SFA611102R3108	2/23
MP3-31G	1SFA611102R3102	2/23
MP3-31L	1SFA611102R3104	2/23
MP3-31R	1SFA611102R3101	2/23
MP3-31W	1SFA611102R3105	2/23
MP3-31Y	1SFA611102R3103	2/23
MP3-40B-01	1SFA611102R4046	2/18
MP3-40G-20	1SFA611102R4022	2/18
MP3-40W-10	1SFA611102R4025	2/18
MP3-41G-20	1SFA611102R4112	2/24
MP3-41G-11	1SFA611102R4171	2/24
MP3-41R-11	1SFA611102R4171	2/24
MP3-41Y-10	1SFA611102R4113	2/24
MP3-7031	1SFA611102R7031	2/19
MP3-7036	1SFA611102R7036	2/19
MP3-7040	1SFA611102R7040	2/24
MP4-10B	1SFA611103R1006	2/18
MP4-10C	1SFA611103R1008	2/18
MP4-10G	1SFA611103R1002	2/18
MP4-10L	1SFA611103R1004	2/18
MP4-10R	1SFA611103R1001	2/18
MP4-10W	1SFA611103R1005	2/18
MP4-10Y	1SFA611103R1003	2/18
MP4-11C	1SFA611103R1108	2/23
MP4-11G	1SFA611103R1102	2/23
MP4-11L	1SFA611103R1104	2/23
MP4-11R	1SFA611103R1101	2/23
MP4-11W	1SFA611103R1105	2/23
MP4-11Y	1SFA611103R1103	2/23
MP4-20L	1SFA611103R2004	2/18
MP4-20R	1SFA611103R2001	2/18
MP4-20Y	1SFA611103R2003	2/18
MP4-21G	1SFA611103R2102	2/23
MP4-21L	1SFA611103R2104	2/23
MP4-21R	1SFA611103R2101	2/23
MP4-21W	1SFA611103R2105	2/23
MP4-21Y	1SFA611103R2103	2/23
MP4-31C	1SFA611103R3108	2/23
MP4-31G	1SFA611103R3102	2/23
MP4-31L	1SFA611103R3104	2/23
MP4-31R	1SFA611103R3101	2/23
MP4-41G-10	1SFA611103R4112	2/24
MP9-1197	1SFA611199R1197	2/17
MP9-1198	1SFA611199R1198	2/17
MP9-1200	1SFA611199R1200	2/17
MP9-1201	1SFA611199R1201	2/17
MP9-1202	1SFA611199R1202	2/17
MP9-1203	1SFA611199R1203	2/17
MP9-1204	1SFA611199R1204	2/17
MP9-1205	1SFA611199R1205	2/17
MP9-1224	1SFA611199R1224	2/17
MP9-1225	1SFA611199R1225	2/17
MPD1-11B	1SFA611130R1106	2/25
MPD1-11C	1SFA611130R1108	2/26
MPD1-11G	1SFA611130R1102	2/26
MPD1-11R	1SFA611130R1101	2/26
MPD1-11Y	1SFA611130R1103	2/26
MPD12-11B	1SFA611141R1106	2/25
MPD12-11C	1SFA611141R1108	2/27
MPD12-11G	1SFA611141R1102	2/27
MPD12-11R	1SFA611141R1101	2/27
MPD12-11Y	1SFA611141R1103	2/27
MPD13-11B	1SFA611142R1106	2/25
MPD13-11C	1SFA611142R1108	2/27
MPD13-11G	1SFA611142R1102	2/27
MPD13-11R	1SFA611142R1101	2/27
MPD13-11Y	1SFA611142R1103	2/27
MPD14-11B	1SFA611143R1106	2/25
MPD14-11C	1SFA611143R1108	2/27
MPD14-11G	1SFA611143R1102	2/27
MPD14-11R	1SFA611143R1101	2/27
MPD14-11Y	1SFA611143R1103	2/27

Type	Order code	Page
MPD15-11B	1SFA611144R1106	2/25
MPD15-11C	1SFA611144R1108	2/27
MPD15-11G	1SFA611144R1102	2/27
MPD15-11R	1SFA611144R1101	2/27
MPD15-11Y	1SFA611144R1103	2/27
MPD16-11B	1SFA611145R1106	2/25
MPD16-11C	1SFA611145R1108	2/27
MPD16-11G	1SFA611145R1102	2/27
MPD16-11R	1SFA611145R1101	2/27
MPD16-11Y	1SFA611145R1103	2/27
MPD17-11B	1SFA611146R1106	2/25
MPD17-11C	1SFA611146R1108	2/27
MPD17-11G	1SFA611146R1102	2/27
MPD19-11B	1SFA611148R1106	2/25
MPD19-11C	1SFA611148R1108	2/27
MPD19-11G	1SFA611148R1102	2/27
MPD2-11B	1SFA611131R1106	2/25
MPD2-11C	1SFA611131R1108	2/26
MPD2-11G	1SFA611131R1102	2/26
MPD2-11R	1SFA611131R1101	2/26
MPD2-11Y	1SFA611131R1103	2/26
MPD3-11B	1SFA611132R1106	2/25
MPD3-11C	1SFA611132R1108	2/26
MPD3-11G	1SFA611132R1102	2/26
MPD3-11R	1SFA611132R1101	2/26
MPD3-11Y	1SFA611132R1103	2/26
MPD4-11B	1SFA611133R1106	2/25
MPD4-11C	1SFA611133R1108	2/26
MPD4-11G	1SFA611133R1102	2/26
MPD4-11R	1SFA611133R1101	2/26
MPD4-11Y	1SFA611133R1103	2/26
MPD5-11B	1SFA611134R1106	2/25
MPD5-11C	1SFA611134R1108	2/26
MPD5-11G	1SFA611134R1102	2/26
MPD5-11R	1SFA611134R1101	2/26
MPD5-11Y	1SFA611134R1103	2/26
MPD6-11B	1SFA611135R1106	2/25
MPD6-11C	1SFA611135R1108	2/26
MPD6-11G	1SFA611135R1102	2/26
MPD6-11R	1SFA611135R1101	2/26
MPD6-11Y	1SFA611135R1103	2/26
MPD7-11B	1SFA611136R1106	2/25
MPD7-11G	1SFA611136R1102	2/26
MPD8-11C	1SFA611137R1108	2/26
MPD9-11B	1SFA611138R1106	2/25
MPEK3-11B	1SFA611522R1106	2/31, 7/175
MPEK3-11R	1SFA611522R1101	2/29, 7/167
MPEK3-12R	1SFA611522R1201	2/29, 7/167
MPEK3-13R	1SFA611522R1301	2/29, 7/167
MPEK4-11B	1SFA611525R1106	2/31, 7/175
MPEK4-11R	1SFA611525R1101	2/29, 7/167
MPEK4-12R	1SFA611525R1201	2/29, 7/167
MPEK4-13R	1SFA611525R1301	2/29, 7/167
MPEP3-10B	1SFA611521R1006	2/31, 7/175
MPEP3-10R	1SFA611521R1001	2/29, 7/167
MPEP4-10B	1SFA611524R1006	2/31, 7/175
MPEP4-10R	1SFA611524R1001	2/29, 7/167
MPEP4-20R-01	1SFA611524R2041	2/30, 7/167
MPEP4-20R-02	1SFA611524R2051	2/30, 7/167
MPET3-10B	1SFA611520R1006	2/31, 7/175
MPET3-10R	1SFA611520H1001	2/29
MPET3-10R	1SFA611520R1001	2/29, 7/167
MPET4-1018	1SFA611599R1018	2/29, 7/167
MPET4-1021	1SFA611599R1021	2/29, 7/167
MPET4-10B	1SFA611523R1006	2/31, 7/175
MPET4-10R	1SFA611523H1001	2/29
MPET4-10R	1SFA611523R1001	2/29, 7/167
MPET4-20R-01	1SFA611523R2041	2/30, 7/167
MPET4-20R-02	1SFA611523R2051	2/30, 7/167
MPET4-20R-11	1SFA611523R2071	2/30, 7/167
MPET4-20R-12	1SFA611523R2091	2/30, 7/167
MPM1-10B	1SFA611124R1006	2/28
MPM1-10G	1SFA611124R1002	2/28
MPM1-10R	1SFA611124R1001	2/28
MPM1-10Y	1SFA611124R1003	2/28
MPM1-11G	1SFA611124R1102	2/28
MPM1-11R	1SFA611124R1101	2/28
MPM1-11Y	1SFA611124R1103	2/28
MPM2-10B	1SFA611125R1006	2/28
MPM2-10R	1SFA611125R1001	2/28
MPM2-10Y	1SFA611125R1003	2/28
MPM2-11R	1SFA611125R1101	2/28
MPM2-11Y	1SFA611125R1103	2/28
MPMP3-11R	1SFA611511R1101	2/29, 7/168
MPMP4-10R	1SFA611514R1001	2/29, 7/167
MPMP4-11R	1SFA611514R1101	2/29, 7/168

Type	Order code	Page
MPMT3-11R	1SFA6111510R1101	2/29, 7/168
MPMT4-10R	1SFA6111513R1001	2/29, 7/167
MPMT4-11R	1SFA6111513R1101	2/29, 7/168
MT-105B	1SFA611410R1056	2/50
MT-110B	1SFA611410R1106	2/50
MT-150B	1SFA611410R1506	2/50
MT-1B	1SFA611410R1006	2/50
MT-205B	1SFA611410R2056	2/50
MT-210B	1SFA611410R2106	2/50
MT-250B	1SFA611410R2506	2/50
MT-305B	1SFA611410R3056	2/50
MT-310B	1SFA611410R3106	2/50
MT-350B	1SFA611410R3506	2/50
MT-3B	1SFA611410R3006	2/50
MTS1-10B	1SFA611300R1006	2/54
MTS1-20B	1SFA611300R2006	2/54
MTS1-30B	1SFA611300R3006	2/54
MTS2-10B	1SFA611301R1006	2/54
MTS2-20B	1SFA611301R2006	2/54
MTS2-30B	1SFA611301R3006	2/54
MTS3-10B	1SFA611302R1006	2/54
MTS3-20B	1SFA611302R2006	2/54
MTS3-30B	1SFA611302R3006	2/54
P9ACA6	1SFA188804R8000	3/100
P9ACC01	1SFA620920R2001	3/100
P9ACC33	1SFA620920R2033	3/100
P9ACC37	1SFA620920R2037	3/100
P9ACC95	1SFA620920R2095	3/100
P9ACDPP	1SFA187843R8000	3/74
P9ACDPP	1SFA187843R8000	3/76
P9ACDPP	1SFA187843R8000	3/100
P9ACFS3	1SFA187841R8000	3/95
P9ACFS5	1SFA187842R8000	3/95
P9ACRCL	1SFA187840R8000	3/100
P9ACWAF	1SFA187845R8000	3/100
P9ARAM32	1SFA188801R8000	3/100
P9ARCS2	1SFA187490R8000	3/100
P9ARSCMB	1SFA188044R8000	3/92
P9ARSCMN	1SFA188043R8000	3/92
P9ARSGMB	1SFA187496R8000	3/92
P9ARSGMN	1SFA187495R8000	3/92
P9B01FN	1SFA187012R8310	3/95
P9B01VN	1SFA187001R8010	3/95
P9B01VR	1SFA187003R8110	3/95
P9B02VN	1SFA187008R8020	3/95
P9B02VN-AA	1SFA205236R8020	3/95
P9B10FN	1SFA187013R8310	3/95
P9B10FN-AA	1SFA215835R8301	3/95
P9B10VA	1SFA187004R8201	3/95
P9B10VN	1SFA187002R8001	3/95
P9B10VN-AA	1SFA215832R8001	3/95
P9B11VN	1SFA187000R8011	3/95
P9B11VN-AA	1SFA242712R8011	3/95
P9B20VN	1SFA187009R8002	3/95
P9MCB	1SFA184696R9006	3/93
P9MCC	1SFA184697R9006	3/93
P9MCD	1SFA184695R9006	3/93
P9MEC4RN01	1SFA192000R9001	3/77
P9MEC4RN37	1SFA192012R9001	3/77
P9MEC4RN95	1SFA184073R9001	3/77
P9MEM3GN	1SFA184033R9003	3/77
P9MEM3NN	1SFA184030R9006	3/77
P9MEM3RN	1SFA184031R9001	3/77
P9MEM3VN	1SFA184032R9002	3/77
P9MEM4GL	1SFA184553R9103	3/78
P9MEM4GN	1SFA184043R9003	3/77
P9MEM4LL	1SFA184556R9104	3/78
P9MEM4NN	1SFA184040R9006	3/77
P9MEM4RL	1SFA184551R9101	3/78
P9MEM4RN	1SFA184041R9001	3/77
P9MEM4VL	1SFA184552R9102	3/78
P9MEM4VN	1SFA184042R9002	3/77
P9MEM6GN	1SFA184053R9003	3/77
P9MEM6NN	1SFA184050R9006	3/77
P9MEM6RN	1SFA184051R9001	3/77
P9MEM6VN	1SFA184052R9002	3/77
P9MER3RN	1SFA184070R9001	3/77
P9MER4RN	1SFA184071R9001	3/77
P9MET4GL1	1SFA184563R9103	3/78
P9MET4GN1	1SFA184063R9003	3/77
P9MET4LL1	1SFA184566R9104	3/78
P9MET4NN1	1SFA184060R9006	3/77
P9MET4RL1	1SFA184561R9101	3/78
P9MET4RN1	1SFA184061R9001	3/77

Index

Type classification

Type	Order code	Page
P9MET4VL1	1SFA184562R9102	3/78
P9MET4VN1	1SFA184062R9002	3/77
P9MLAD	1SFA184795R9009	3/80
P9MLBD	1SFA184797R9005	3/80
P9MLGD	1SFA184793R9003	3/80
P9MLID	1SFA184798R9008	3/80
P9MLLD	1SFA184796R9004	3/80
P9MLRD	1SFA184791R9001	3/80
P9MLVD	1SFA184792R9002	3/80
P9MMB2A	1SFA184712R9006	3/91
P9MMB2F	1SFA184710R9006	3/91
P9MMB2FG	1SFA184709R9006	3/91
P9MMB2T	1SFA184711R9006	3/91
P9MMB2TG	1SFA620708R8207	3/91
P9MMB4F	1SFA184740R9006	3/91
P9MMB4T	1SFA184741R9006	3/91
P9MMB4TG	1SFA184744R9006	3/91
P9MMN2A	1SFA184702R9006	3/91
P9MMN2B	1SFA184703R9006	3/91
P9MMN2F	1SFA184700R9006	3/91
P9MMN2T	1SFA184701R9006	3/91
P9MMN2TG	1SFA620702R8207	3/91
P9MMN4C	1SFA184722R9006	3/91
P9MMN4F	1SFA184720R9006	3/91
P9MMN4T	1SFA184721R9006	3/91
P9MMN4TG	1SFA184716R9006	3/91
P9MPLAGD	1SFA184495R9109	3/76
P9MPLASD	1SFA184505R9109	3/76
P9MPLBGD	1SFA184497R9105	3/76
P9MPLBGV	1SFA184527R9105	3/76
P9MPLBSD	1SFA184507R9105	3/76
P9MPLGGD	1SFA184493R9103	3/76
P9MPLGGV	1SFA184523R9103	3/76
P9MPLGSD	1SFA184503R9103	3/76
P9MPLIGD	1SFA184498R9108	3/76
P9MPLLGD	1SFA184496R9104	3/76
P9MPLLGV	1SFA184526R9104	3/76
P9MPLLSD	1SFA184506R9104	3/76
P9MPLRGD	1SFA184491R9101	3/76
P9MPLRGV	1SFA184521R9101	3/76
P9MPLRSD	1SFA184501R9101	3/76
P9MPLVGD	1SFA184492R9102	3/76
P9MPLVGV	1SFA184522R9102	3/76
P9MPLVSD	1SFA184502R9102	3/76
P9MPNBB	1SFA184007R9005	3/74
P9MPNBGO06	1SFA187152R9505	3/75
P9MPNBGO28	1SFA187151R9505	3/75
P9MPNBGO30	1SFA188057R9505	3/75
P9MPNBS	1SFA184017R9005	3/74
P9MPNGG	1SFA184003R9003	3/74
P9MPNGS	1SFA184057R9003	3/74
P9MPNHG	1SFA184008R9007	3/74
P9MPNLG	1SFA184006R9004	3/74
P9MPNLGO07	1SFA188900R9504	3/75
P9MPNLGO37	1SFA187143R9504	3/75
P9MPNLS	1SFA184016R9004	3/74
P9MPNNG	1SFA184000R9006	3/74
P9MPNNG002	1SFA187139R9506	3/75
P9MPNNG006	1SFA187117R9506	3/75
P9MPNNG028	1SFA187111R9506	3/75
P9MPNNG029	1SFA187150R9506	3/75
P9MPNNG030	1SFA187145R9506	3/75
P9MPNNG085	1SFA188886R9506	3/75
P9MPNNG201	1SFA188908R9506	3/75
P9MPNNS	1SFA184010R9006	3/74
P9MPNNS029	1SFA187250R9506	3/75
P9MPNNS032	1SFA187235R9506	3/75
P9MPNRR	1SFA184001R9001	3/74
P9MPNRRG029	1SFA187110R9501	3/75
P9MPNRRG201	1SFA187147R9501	3/75
P9MPNRS	1SFA184011R9001	3/74
P9MPNRS029	1SFA187210R9501	3/75
P9MPNVG	1SFA184002R9002	3/74
P9MPNVGO06	1SFA187118R9502	3/75
P9MPNVGO28	1SFA187112R9502	3/75
P9MPNVGO30	1SFA187146R9502	3/75
P9MPNVG202	1SFA187149R9502	3/75
P9MPNVS	1SFA184012R9002	3/74
P9MPS22G	1SFA184691R9006	3/94
P9MPS34G	1SFA184693R9006	3/94
P9MSAD0B	1SFA184647R9105	3/82
P9MSAD0L	1SFA184646R9104	3/82
P9MSAD0R	1SFA184641R9101	3/82
P9MSAD0V	1SFA184642R9102	3/82

Type	Order code	Page
P9MSAZ0B	1SFA184657R9105	3/84
P9MSAZ0V	1SFA184652R9102	3/84
P9MSAZ3A	1SFA184685R9109	3/84
P9MSAZ3B	1SFA184687R9105	3/84
P9MSAZ3V	1SFA184682R9102	3/84
P9MSCD0A01	1SFA192105R9006	3/87
P9MSCD0A37	1SFA192117R9006	3/87
P9MSCD0A95	1SFA184400R9006	3/87
P9MSCD0E01	1SFA192120R9006	3/87
P9MSCD0E95	1SFA184401R9006	3/87
P9MSCD0K01	1SFA192135R9006	3/87
P9MSCD0K37	1SFA192147R9006	3/87
P9MSCD0K95	1SFA184402R9006	3/87
P9MSCD5A01	1SFA192240R9006	3/87
P9MSCD5A33	1SFA192250R9006	3/87
P9MSCD5A37	1SFA192252R9006	3/87
P9MSCD5A95	1SFA184409R9006	3/87
P9MSCI0C01	1SFA192150R9006	3/87
P9MSCI0C37	1SFA192162R9006	3/87
P9MSCI0C95	1SFA184403R9006	3/87
P9MSCI0E01	1SFA192165R9006	3/87
P9MSCI0E95	1SFA184404R9006	3/87
P9MSCI0N95	1SFA184405R9006	3/87
P9MSCI5C01	1SFA192255R9006	3/87
P9MSCI5C37	1SFA192267R9006	3/87
P9MSCI5C95	1SFA184410R9006	3/87
P9MSCX0A95	1SFA184468R9006	3/90
P9MSCX0Z01	1SFA193335R9006	3/90
P9MSCX0Z95	1SFA184482R9006	3/90
P9MSCZ0A95	1SFA184433R9006	3/88
P9MSCZ0C95	1SFA184434R9006	3/88
P9MSCZ0H95	1SFA184436R9006	3/88
P9MSCZ0N95	1SFA184438R9006	3/88
P9MSCZ0T01	1SFA192690R9006	3/88
P9MSCZ0T37	1SFA192702R9006	3/88
P9MSCZ0T95	1SFA184439R9006	3/88
P9MSCZ1C95	1SFA184449R9006	3/88
P9MSCZ1N95	1SFA184451R9006	3/88
P9MSCZ3C01	1SFA193110R9006	3/89
P9MSCZ3C95	1SFA184467R9006	3/89
P9MSCZ5A01	1SFA193020R9006	3/89
P9MSCZ5A95	1SFA184461R9006	3/89
P9MSCZ5C95	1SFA184462R9006	3/89
P9MSCZ5H01	1SFA193050R9006	3/89
P9MSCZ5H95	1SFA184463R9006	3/89
P9MSLD0A	1SFA184595R9109	3/82
P9MSLD0B	1SFA184597R9105	3/82
P9MSLD0G	1SFA184593R9103	3/82
P9MSLD0I	1SFA184598R9108	3/82
P9MSLD0L	1SFA184596R9104	3/82
P9MSLD0R	1SFA184591R9101	3/82
P9MSLD0V	1SFA184592R9102	3/82
P9MSLZ0A	1SFA184605R9109	3/84
P9MSLZ0B	1SFA184607R9105	3/84
P9MSLZ0G	1SFA184603R9103	3/84
P9MSLZ0L	1SFA184606R9104	3/84
P9MSLZ0R	1SFA184601R9101	3/84
P9MSLZ0V	1SFA184602R9102	3/84
P9MSLZ1B	1SFA184617R9105	3/84
P9MSLZ1G	1SFA184613R9103	3/84
P9MSLZ1L	1SFA184616R9104	3/84
P9MSLZ1R	1SFA184611R9101	3/84
P9MSLZ1V	1SFA184612R9102	3/84
P9MSLZ3A	1SFA184635R9109	3/84
P9MSLZ3B	1SFA184637R9105	3/84
P9MSLZ3G	1SFA184633R9103	3/84
P9MSLZ3I	1SFA184638R9108	3/84
P9MSLZ3L	1SFA184636R9104	3/84
P9MSLZ3R	1SFA184631R9101	3/84
P9MSLZ3V	1SFA184632R9102	3/84
P9MSLZ5I	1SFA184628R9108	3/84
P9MSLZ5L	1SFA184626R9104	3/84
P9MSLZ5R	1SFA184621R9101	3/84
P9MSLZ5V	1SFA184622R9102	3/84
P9MSMD0N	1SFA184110R9006	3/81
P9MSMD0R	1SFA184111R9001	3/81
P9MSMD5G	1SFA184143R9003	3/81
P9MSMD5N	1SFA184140R9006	3/81
P9MSMD5R	1SFA184141R9001	3/81
P9MSMI0G	1SFA184123R9003	3/81
P9MSMI0N	1SFA184120R9006	3/81
P9MSMI5N	1SFA184150R9006	3/81
P9MSMI5R	1SFA184151R9001	3/81
P9MSMI5V	1SFA184152R9002	3/81

Type	Order code	Page
P9MSMW0N	1SFA184360R9006	3/86
P9MSMX0N	1SFA184397R9006	3/85
P9MSMX5N	1SFA184340R9006	3/85
P9MSMY0N	1SFA184350R9006	3/86
P9MSMY0R	1SFA184351R9001	3/86
P9MSMZ0N	1SFA184200R9006	3/83
P9MSMZ0R	1SFA184201R9001	3/83
P9MSMZ1N	1SFA184240R9006	3/83
P9MSMZ1R	1SFA184241R9001	3/83
P9MSMZ3N	1SFA184320R9006	3/83
P9MSMZ3R	1SFA184321R9001	3/83
P9MSMZ5N	1SFA184280R9006	3/83
P9MSVDO	1SFA184822R9003	3/81
P9MSVD0N	1SFA184370R9006	3/81
P9MSVD5N	1SFA184373R9006	3/81
P9MSVION	1SFA184371R9006	3/81
P9MSVI5N	1SFA184374R9006	3/81
P9MSVX0N	1SFA184392R9006	3/85
P9MSVX5N	1SFA184393R9006	3/85
P9MSVZ0N	1SFA184379R9006	3/83
P9MSVZ1N	1SFA184383R9006	3/83
P9MSVZ3N	1SFA184391R9006	3/83
P9MSVZ5N	1SFA184387R9006	3/83
P9PDNFO	1SFA187055R1300	3/97
P9PDNFO-AA	1SFA215834R1300	3/97
P9PDNVO	1SFA187020R1080	3/97
P9PDNVO-AA	1SFA215831R1000	3/97
P9PDTVO	1SFA187027R8000	3/97
P9PLNVDB	1SFA197001R1015	3/99
P9PLNVDG	1SFA197002R1013	3/99
P9PLNVDL	1SFA197003R1014	3/99
P9PLNVDR	1SFA197004R1011	3/99
P9PLNVDV	1SFA197005R1012	3/99
P9PLNVJB	1SFA197007R1045	3/99
P9PLNVJG	1SFA197008R1043	3/99
P9PLNVJL	1SFA197009R1044	3/99
P9PLNVJR	1SFA197010R1041	3/99
P9PLNVJV	1SFA197011R1042	3/99
P9PLNVNB	1SFA197013R1075	3/99
P9PLNVNG	1SFA197014R1073	3/99
P9PLNVNL	1SFA197015R1074	3/99
P9PLNVNR	1SFA197016R1071	3/99
P9PLNVNV	1SFA197017R1072	3/99
P9XER4RAW	1SFA185078R9001	3/79, 7/172
P9XER4RAW-AA	1SFA205228R9001	3/79, 7/172


Marketing materials

Videos


Watch our videos to learn more about our product range



ABB Pilot devices manufacturing



Modular range assembly



IPX6 water spray test



IPX7 submersion test



Catalogs

Find our catalogs on the web



Complete offering
Document number: 1SFC151007C0201

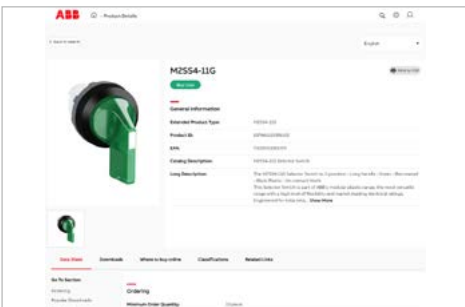
Installation manual
Document number: 1SFC151007C0201

Altitude derating
Document number: 1SFC151007C0201

Functional safety and reliability data
Document number: 1SFC151007C0201

Data sheet

For direct product details information, use product type or order code

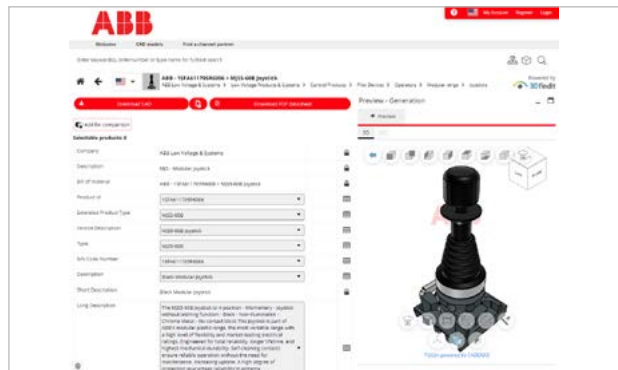


<http://new.abb.com/products/> **product type or order code**

Ex: <http://new.abb.com/products/M2SS4-11G>
<http://new.abb.com/products/1SFA611203R1102>

3D models

Download and view our products in 2D or 3D (STEP, IGES, ...) with Cadenas 3D-models



<http://abb-control-products.partcommunity.com/3d-cad-models/>



ABB Electrification Sweden AB
Industry and Control
Pilot Devices
Motorgränd 20
SE-721 61 Västerås / Sweden

**You can find the address of your local
sales organization on the ABB home page**



<https://www.abb.com/low-voltage>

We reserve the right to make technical changes or modify the contents of this document without prior notice. ABB does not accept any responsibility whatsoever for potential errors or possible lack of information in this document.

We reserve all rights in this document and in the subject matter and illustrations contained therein. Any reproduction, disclosure to third parties or utilization of its contents – in whole or in parts – is forbidden without prior written consent of ABB.

Copyright© 2018-2026 ABB - All rights reserved